


Hillsborough County, Florida

**Schedules and Audit Reports as
Required by OMB Circular A-133;
Chapter 10.550, Rules of the Auditor General
and Florida Statutes**

Fiscal Year Ended September 30, 2015

**Prepared by: County Finance Department
Pat Frank, Clerk of Circuit Court**



HILLSBOROUGH COUNTY, FLORIDA
Schedules and Audit Reports as Required by OMB Circular A-133
and Chapter 10.550, Rules of the Auditor General, for the
Fiscal Year Ended September 30, 2015


TABLE OF CONTENTS

Section I

	Page
Transmittal letter	i
Report of Independent Auditor on Compliance With Each Major Federal Program and State Financial Assistance Project and on Internal Control Over Compliance Required by <i>OMB Circular A-133</i> and Chapter 10.550, <i>Rules of the Auditor General of the State of Florida</i>	1
Schedule of Expenditures of Federal Awards for the fiscal year ended September 30, 2015	5
Schedule of Expenditures of State Financial Assistance for the fiscal year ended September 30, 2015	11
Notes to the Schedules of Expenditures of Federal Awards and State Financial Assistance for the fiscal year ended September 30, 2015	15
Schedule of Findings and Questioned Costs – Federal Award Programs and State Financial Assistance Projects for the fiscal year ended September 30, 2015	19
Summary Schedule of Prior Audit Findings and Corrective Action Plan Federal Awards Programs and State Financial Assistance Projects for the fiscal year ended September 30, 2015	27
Report of Independent Auditor on Internal Control Over Financial Reporting and on Compliance and Other Matters Based on an Audit of the Financial Statements Performed in Accordance With <i>Government Auditing Standards</i>	31
Independent Auditor’s Management Letter	33
Report of Independent Accountant on Certain Compliance Matters	37

Section II

Hillsborough County, Florida, Comprehensive Annual Financial Report for the Fiscal Year Ended September 30, 2015



June 7, 2016

To recipients of the Single Audit document:

The Hillsborough County, Florida, Single Audit document was prepared by the County Finance Department of the Hillsborough County, Florida, Clerk of Circuit Court and audited by Cherry Bekaert LLP. The Clerk of Circuit Court is the Chief Financial Officer of Hillsborough County.

Organization of Content

Section I consists of the Single Audit reports of the independent auditor, schedules of expenditures of federal awards and state financial assistance, notes to the schedules, the schedules of findings and questioned costs, the summary schedule of prior audit findings and corrective action plan, the report of independent auditor on internal control over financial reporting and on compliance and other matters, the independent auditor's management letter, and Report of Independent Accountant on Certain Compliance Matters. See Table of Contents for more information.

Section II consists of the *Hillsborough County, Florida Comprehensive Annual Financial Report for the Fiscal Year Ended September 30, 2015* (CAFR). See page 15 for the report of independent auditor. The CAFR is also posted on the Clerk of Circuit Court's web site at: www.hillsclerk.com/publicweb/CountyFinancialReports.aspx.

Distribution

Single Audit documents are being forwarded to the Federal Audit Clearinghouse (see EIN number **596000661**), the cognizant agency (US Department of Health and Social Services), and the state of Florida Auditor General (as a part of the *All Inclusive Annual Financial Report*). If you have any questions about this document, please contact Ajay Gajjar at telephone number (813)307-7026.

Sincerely,

Timothy Simon, CPA, CFA
Finance Director

Ajay B. Gajjar, CPA, CMA, CFM, CTP, CIA, CGFO
Assistant Finance Director

**Report of Independent Auditor on Compliance for Each Major Federal Program and
State Financial Assistance Project and on Internal Control Over Compliance
Required by OMB Circular A-133 and Chapter 10.550,
*Rules of the Auditor General***

Board of County Commissioners of
Hillsborough County, Florida

Report on Compliance for Each Major Federal Program and State Financial Assistance Project

We have audited Hillsborough County, Florida's (the "County") compliance with the types of compliance requirements described in the U.S. Office of Management and Budget (OMB) *Circular A-133 Compliance Supplement* and the requirements described in the Florida Department of Financial Services *State Projects Compliance Supplement* that could have a direct and material effect on each of the County's major federal programs and state financial assistance projects for the year ended September 30, 2015. The County's major federal programs and state financial assistance projects are identified in the summary of auditor's results section of the accompanying schedule of findings and questioned costs.

Management's Responsibility

Management is responsible for compliance with the requirements of laws, regulations, contracts, and grants applicable to its federal programs and state financial assistance projects.

Auditor's Responsibility

Our responsibility is to express an opinion on compliance for each of the County's major federal programs and state financial assistance projects based on our audit of the types of compliance requirements referred to above. We conducted our audit of compliance in accordance with auditing standards generally accepted in the United States of America; the standards applicable to financial audits contained in *Government Auditing Standards*, issued by the Comptroller General of the United States; OMB Circular A-133, *Audits of States, Local Governments, and Non-Profit Organizations*; and Chapter 10.550, *Rules of the Auditor General*. Those standards, OMB Circular A-133 and Chapter 10.550, *Rules of the Auditor General*, require that we plan and perform the audit to obtain reasonable assurance about whether noncompliance with the types of compliance requirements referred to above that could have a direct and material effect on a major federal program or state financial assistance projects occurred. An audit includes examining, on a test basis, evidence about the County's compliance with those requirements and performing such other procedures as we considered necessary in the circumstances.

We believe that our audit provides a reasonable basis for our opinion on compliance for each major federal program and state financial assistance project. However, our audit does not provide a legal determination of the County's compliance.

Opinion on Each Major Federal Program and State Financial Assistance Project

In our opinion, the County complied, in all material respects, with the types of compliance requirements referred to above that could have a direct and material effect on each of its major federal programs and state financial assistance projects for the year ended September 30, 2015.

Report on Internal Control Over Compliance

Management of the County is responsible for establishing and maintaining effective internal control over compliance with the types of compliance requirements referred to above. In planning and performing our audit of compliance, we considered the County's internal control over compliance with the types of requirements that could have a direct and material effect on each major federal program and state financial assistance project to determine the auditing procedures that are appropriate in the circumstances for the purpose of expressing an opinion on compliance for each major federal program and state financial assistance project and to test and report on internal control over compliance in accordance with OMB Circular A-133 and Chapter 10.550, but not for the purpose of expressing an opinion on the effectiveness of internal control over compliance. Accordingly, we do not express an opinion on the effectiveness of the County's internal control over compliance.

Our consideration of internal control over compliance was for the limited purpose described in the preceding paragraph and was not designed to identify all deficiencies in internal control over compliance that might be material weaknesses or significant deficiencies and therefore, material weaknesses or significant deficiencies may exist that were not identified. However, as discussed below, we identified certain deficiencies in internal control over compliance that we considered to be significant deficiencies.

A deficiency in internal control over compliance exists when the design or operation of a control over compliance does not allow management or employees, in the normal course of performing their assigned functions, to prevent, or detect and correct, noncompliance with a type of compliance requirement of a federal program or state project on a timely basis. A *material weakness in internal control over compliance* is a deficiency, or combination of deficiencies, in internal control over compliance, such that there is a reasonable possibility that material noncompliance with a type of compliance requirement of a federal program or state project will not be prevented, or detected and corrected, on a timely basis. A *significant deficiency in internal control over compliance* is a deficiency, or a combination of deficiencies, in internal control over compliance with a type of compliance requirement of a federal program or state project that is less severe than a material weakness in internal control over compliance, yet important enough to merit attention by those charged with governance. We consider the deficiencies in internal control over compliance described in the accompanying schedule of findings and questioned costs as items 2015-004 and 2015-005 to be significant deficiencies.

The County's Responses to Findings

The County's responses to the internal control over compliance findings identified in our audit are described in the accompanying schedule of findings and questioned costs. The County's responses were not subjected to the auditing procedures applied in the audit of the compliance and, accordingly, we express no opinion on them.

**Report on Schedule of Expenditures of Federal Awards Required by OMB Circular A-133 and
Schedule of Expenditures of State Financial Assistance Required by Chapter 10.550, Rules of the
Auditor General**


We have audited the accompanying financial statements of the governmental activities, the business-type activities, the aggregate discretely presented component units, each major fund and the aggregate remaining fund information of Hillsborough County, Florida (the "County"), as of and for the year ended September 30, 2015, and the related notes to the financial statements, which collectively comprise the County's basic financial statements. We issued our report thereon dated June 7, 2016, which contained unmodified opinions on those financial statements. Our audit was conducted for the purpose of forming opinions on the financial statements that collectively comprise the basic financial statements. We did not audit the financial statements of the Housing Finance Authority of Hillsborough County; whose statements reflect 96.1% of the assets, 100.0% of the net position and 34.2% of the revenues of the aggregate discretely presented component units. Those financial statements were audited by another auditor whose report thereon has been furnished to us, and our opinion, insofar as it relates to the amounts included for the Housing Finance Authority of Hillsborough County, is based solely upon the report of the other auditor. This report does not include the results of the other auditor's testing of internal control over financial reporting or compliance and other matters that are reported separately by that auditor.

The accompanying schedule of expenditures of federal awards and schedule of expenditures of state financial assistance are presented for purpose of additional analysis as required by OMB Circular A-133 and Chapter 10.550 and are not a required part of the basic financial statements. Such information is the responsibility of management and was derived from and relates directly to the underlying accounting and other records used to prepare the basic financial statements. The information has been subjected to the auditing procedures applied in the audit of the basic financial statements and certain additional procedures, including comparing and reconciling such information directly to the underlying accounting and other records used to prepare the basic financial statements or to the basic financial statements themselves, and other additional procedures in accordance with auditing standards generally accepted in the United States of America. In our opinion, the schedule of expenditures of federal awards and schedule of expenditures of state financial assistance are fairly stated in all material respects in relation to the basic financial statements as a whole.

The purpose of this report on internal control over compliance is solely to describe the scope of our testing of internal control over compliance and the results of that testing based on the requirements of OMB Circular A-133 and Chapter 10.550. Accordingly, this report is not suitable for any other purpose.

Cherry Bekant LLP

Tampa, Florida
June 7, 2016



HILLSBOROUGH COUNTY, FLORIDA
Schedule of Expenditures of Federal Awards
Fiscal Year Ended September 30, 2015

<u>Program Title or Cluster Title</u>	<u>CFDA Number</u>	<u>Grantor/Contract Number</u>	<u>Program Expenditures</u>	<u>Amount to Subrecipient</u>
DEPARTMENT OF AGRICULTURE				
School Breakfast Service				
Passed through Florida Department of Education				
School Breakfast Program	10.553	01-0327	\$ 24,393	
School Breakfast Program	10.553	01-0327	<u>1,553</u>	
Total School Breakfast Service			<u>25,946</u>	
National School Lunch Program				
Passed through Florida Department of Education:				
School Lunch Program	10.555	01-0327	40,175	
School Lunch Program	10.555	01-0327	<u>2,496</u>	
Total National School Lunch Program			<u>42,671</u>	
Summer Food Service Program for Children				
Passed through Florida Department of Education:				
Summer Food Program	10.559	04-0882	867,311	741,465
Summer Food Program	10.559	04-0082-14	<u>170</u>	
Total Summer Food Service Program for Children			<u>867,481</u>	
Total Child Nutrition Cluster			<u>936,098</u>	<u>741,465</u>
Child and Adult Care Food Program				
Passed through Florida Department of Health:				
HSX CACFP Child & Adult Care Food Program	10.558	S 812 FY14	271,462	
Child Care Food Program Headstart	10.558	S 812 FY15	<u>1,148,665</u>	
Total Child and Adult Care Food Program			<u>1,420,127</u>	
Total Department of Agriculture			<u>2,356,225</u>	<u>741,465</u>
DEPARTMENT OF HOUSING AND URBAN DEVELOPMENT				
Community Development Block Grants/Entitlement Grants				
Neighborhood Stabilization Program I FY09				
Community Development Block Grant	14.218	B 08 UN 12-0006	24,714	
Community Development Block Grant	14.218	B 10 UC 12-0002	258,183	258,183
Community Development Block Grant	14.218	B 11 UC 12-0002	(1,426)	
Community Development Block Grant	14.218	B 12 UC 12-0002	1,121,731	32,250
Community Development Block Grant	14.218	B-13-UC-12-0002	908,968	474,849
Community Development Block Grant	14.218	B-12-UC-12-0002	<u>3,460,974</u>	<u>911,134</u>
Total CDBG Entitlement Grants Cluster			<u>5,773,144</u>	<u>1,676,416</u>
Emergency Solutions Grant Program				
Emergency Solutions Program	14.231	E-11-UC-12-0014	88,434	85,764
Emergency Solutions Program	14.231	E-12-UC-12-0014	322,377	322,377
Emergency Solutions Program	14.231	E-12-UC-12-0014	<u>163,618</u>	<u>130,879</u>
Total Emergency Solutions Grant Program			<u>574,429</u>	<u>539,020</u>
Home Investment Partnerships Program				
Home Investment Partnership Program	14.239	M11-UC-120208	351,638	384,672
Home Investment Partnership Program	14.239	M12-UC-120208	1,382,010	1,382,010
Home Investment Partnership Program	14.239	M13-UC-120208	743,215	736,042
Home Investment Partnership Program	14.239	NONE	<u>485,987</u>	<u>306,864</u>
Total Home Investment Partnerships Program			<u>2,962,850</u>	<u>2,809,588</u>
Total Department of Housing and Urban Development			<u>9,310,423</u>	<u>5,025,024</u>
DEPARTMENT OF THE INTERIOR				
Partners for Fish and Wildlife				
Balm Boyette Scrub Preserve	15.631	40181 AJ085	<u>40,560</u>	
Total Department of the Interior			<u>\$ 40,560</u>	

HILLSBOROUGH COUNTY, FLORIDA
Schedule of Expenditures of Federal Awards
Fiscal Year Ended September 30, 2015

<u>Program Title or Cluster Title</u>	<u>CFDA Number</u>	<u>Grantor/Contract Number</u>	<u>Program Expenditures</u>	<u>Amount to Subrecipient</u>
DEPARTMENT OF JUSTICE				
Joint Law Enforcement Operations				
Passed through Federal Bureau of Investigation: FLM 1009 Brown Sugar	16.111	FC/FLM/1009-245-TP-4678721	\$ 23,192	
Missing Children's Assistance				
Passed through National Children's Alliance:				
Eckerd Supervised Visitation	16.543	ECA-C13-SVPAOC-FY15	32,548	
Eckerd Supervised Visitation	16.543	ECA-C13-SVP-AOC-FY16	10,197	
Children's Justice Center Support -NCA	16.543	NONE	4,431	
Supervised Visitation Eckerd	16.543	ECAH-VIS-OOC-FY14	2,137	
Children's Justice Center Support -NCA	16.543	18-TPA-FL-SA14	6,963	
FNACAC via National Children's Alliance	16.543	18 TPA FL SA13	<u>3,150</u>	
Total Missing Children's Assistance			<u>59,426</u>	
Crime Victim of Assistance				
Passed through Office of Attorney General:				
Crime Victim Assistance	16.575	NONE	41,298	
VOCA Crime Victim Assistance	16.575	V12295	1,111	
Crime Victim Assistance	16.575	V-00000	<u>(1,111)</u>	
Total Crime Victims of Assistance			<u>41,298</u>	
Public Safety Partnership and Community Policing Grants				
COPS Anti Meth Grant	16.710	2010 CK WX 0445	(302)	
COPS Hiring Program	16.710	2014ULWX0007	84,782	
COPS Hiring Program	16.710	2013 UL WX 0012	<u>390,199</u>	
Total Public Safety Partnership and Community Policing Grants			<u>474,679</u>	
Edward Byrne Memorial Justice Assistance Grant Program				
Federal Justice Assistance Grant (JAG)	16.738	2011 DJ BX 2515	21,630	
Federal Justice Assistance Grant (JAG)	16.738	2012 DJ BX 0128	52,778	44,730
Federal Justice Assistance Grant (JAG)	16.738	2014-DJ-BX-0385	166,289	97,336
Federal Justice Assistance Grant (JAG)	16.738	2010 DJ BX 1530	1,165	
Federal Justice Assistance Grant	16.738	2014 DJ BX 0339	133,582	95,648
Passed through Florida Department of Law Enforcement, Office of Criminal Justice Grants:				
State Justice Assistance Grant (JAG)	16.738	2014 JAGC HILL 2 E5-165	2,238	
State Justice Assistance Grant (JAG)	16.738	2015-JAGC-HILL-2-R3-098	318,114	318,114
State Justice Assistance Grant (JAG)	16.738	2015-JAGC-HILL-1-R3-066	30,499	
Expansion Program for Drug Court - ARRA JAG Byrne Memorial	16.804	Grant-In-Aid Agreement/Extension	(970)	
ARRA Hillsborough County Energy Projects	16.804	DE-EE0000785	<u>49,566</u>	
Total Justice Assistance Grant (JAG) Cluster			<u>774,891</u>	<u>555,828</u>
Improving the Investigation and Prosecution of Child Abuse and the Regional and Local Children's Advocacy Centers				
SRCAC - Impact Award - Technology Infrastructure	16.758	2013-CI-FX-K004	1,785	
Equitable Sharing Program				
Federal USMS/Justice Asset Forfeiture	16.922	NONE	<u>248,127</u>	
Total Department of Justice			<u>1,623,398</u>	<u>555,828</u>
DEPARTMENT OF LABOR				
Homeless Veterans Reintegration Project				
Homeless Veterans Reintegration Program	17.805	HV 23281-12-60-5-12	47,270	1,144
Homeless Veterans Reintegration Program	17.805	HV 23281-12-60-5-12	133,800	9,526
Homeless Veterans Reintegration Program	17.805	HV 19094 09-60-6-12	6,770	693
Total Department of Labor			<u>\$ 187,840</u>	<u>11,363</u>

HILLSBOROUGH COUNTY, FLORIDA
Schedule of Expenditures of Federal Awards
Fiscal Year Ended September 30, 2015

<u>Program Title or Cluster Title</u>	<u>CFDA Number</u>	<u>Grantor/Contract Number</u>	<u>Program Expenditures</u>	<u>Amount to Subrecipient</u>
DEPARTMENT OF TRANSPORTATION				
Highway Planning and Construction				
Passed through Florida Department of Transportation:				
Upper Tampa Bay Trail Projected - FED	20.205	10-013-995	\$ 2,852,790	
Long Range Transportation Update/Dis Data Collection	20.205	AQF41	69,229	
Federal Highway Administration Section 112	20.205	A5207	782,512	
Federal Highway Administration PL-112	20.205	A-5207	226,221	
Long Range Transportation Update & Data Collection	20.205	ARA 89	309,641	
Federal Highway Adm Pilot Feasibility Study FY13	20.205	FPN 433921-1-1401	28,200	
LAP Sydney Rd & Valrico Rd Intesection Improvemen	20.205	ARD51	60,149	
Harney RD at 78th ST (Steamboat Lane) - Turn Lane Project	20.205	ARF64		
The Fletcher Avenue Project-Fed	20.205	10-013-992	1,530,407	
Bruce B Downs Road Widening-Bearss Avenue to Palm Springs Road-Fed	20.205	ARD64	<u>468,568</u>	
Total Highway Planning and Construction Cluster			<u><u>6,327,717</u></u>	
Metropolitan Transportation Planning and State and Non Metropolitan Planning and Research				
Passed through Florida Department of Transportation				
Federal Transit Admin Sec 5303	20.505	ARA89	138,617	
Federal Transit Admin Sec 5303	20.505	AQT89	26,371	
Federal Transit Admin Sec 5303	20.505	ARK24	<u>391,397</u>	
Total Metropolitan Transportation Planning and State Non-Metropolitan Planning and Research			<u>556,385</u>	
Job Access and Reverse Commute Program				
Federal Transit Admin Section 5316 JARC Grant	20.516	HC Doc # 09-0797-01	<u>30,553</u>	<u>(4,314)</u>
Total Transit Services Programs Cluster			<u>30,553</u>	<u>(4,314)</u>
Alcohol Impired Driving Countermeasures Incentive Grants 1				
Passed through Florida Department of Transportation				
Hillsborough County Sheriff's Office Stop Impaired Driving	20.601	ARO57-M5HVE-15-06-13	154,843	
Hillsborough County Sheriff's Office Fights DUI	20.601	APB07 K8-09-06-06	1,770	
Total Highway Safety Cluster			<u>156,613</u>	
Total Department of Transportation			<u>7,071,268</u>	<u>(4,314)</u>
ENVIRONMENTAL PROTECTION AGENCY				
Air Pollution Control Program Support				
County Clean Air Program	66.001	A-00402315-3	<u>497,159</u>	
Total Air Pollution Control Program Support			<u>497,159</u>	
Surveys, Studies, Research, Investigations, Demonstrations, and Special Purpose Activities Relating to the Clean Air Act				
Near Road Nitrogen Dioxide Monitoring	66.034	XA 95493312	3,323	
Air Monitoring Sec 103, PM 2.5 EPA Grant	66.034	PM 96496008-6	51,178	
National Air Toxics Trends Station NATTS Grant	66.034	XA-00D30815	110,054	
Air Monitoring Sect 103 PM2.5	66.034	PM - 96496015-0	45,754	
National Air Toxics Trend Station (NATTS)	66.034	XA-00D30815	<u>31,884</u>	
Total Surveys, Studies, Research, Investigations, Demonstrations, and Special Purpose Activities Relating to Clean Air Act			<u>242,193</u>	
Regional Wetland Program Developmental Grants				
Watershed Compensatory Mitigation EPA	66.461	CD 95488011 0	<u>49,656</u>	
Total Environmental Protection Agency			<u>\$ 789,008</u>	

HILLSBOROUGH COUNTY, FLORIDA
Schedule of Expenditures of Federal Awards
Fiscal Year Ended September 30, 2015

<u>Program Title or Cluster Title</u>	<u>CFDA Number</u>	<u>Grantor/Contract Number</u>	<u>Program Expenditures</u>	<u>Amount to Subrecipient</u>
DEPARTMENT OF HEALTH AND HUMAN SERVICES				
Special Programs for the Aging Title III, Part B Grants for Supportive Services and Senior Centers				
Passed through Florida Department of Elder Affairs, then through West Central Florida Agency on Aging				
Senior Adult Day Care Center Program	93.044	0AA-2014-HILL	\$ 134,536	
Senior Adult Day Care Center Program	93.044	OAA 2015-HILL	<u>393,969</u>	
Total Special Programs for the Aging Title III, Part B Grants for Supportive Services and Senior Centers			<u>528,505</u>	
Special Programs for the Aging Title III, Part C Nutrition Services				
Passed through Florida Department of Elder Affairs, then through West Central Florida Agency on Aging				
OAC-1 SCNAP Congregate Meals	93.045	OAA 2014-HILL	231,645	
OAC-2 SCNAP Home Delivered Meals	93.045	OAA 2014-HILL	333,135	
OAC-1 SCNAP Congregate Meals	93.045	OAA 2015-HILL	712,850	
OAC-2 SCNAP Home Delivered Meals	93.045	OAA 2015-HILL	792,200	
NSIP Congregate Meals	93.045	NSIP 14/15	320,316	
NSIP Congregate Meals	93.045	NSIP 13/14	<u>(204,999)</u>	
Total Special Programs for the Aging Title III, Part C Nutrition Services			<u>2,185,147</u>	
Total Aging Cluster			<u>2,713,652</u>	
National Family Caregiver Support, Title III, Part E				
Passed through Florida Department of Elder Affairs, then through West Central Florida Agency on Aging				
OA3 Respite Services	93.052	OAA 2014-HILL	35,700	
OA3E Respite Services	93.052	OAA 2015-HILL	<u>100,084</u>	
Total National Family Caregiver Support, Title III, Part E			<u>135,784</u>	
Substance Abuse and Mental Health Services Projects of Regional and National Significance				
Passed through Hillsborough County Anti Drug Alliance SAMHSA Hillsborough County Dependency Drug Court Year 1				
	93.243	1H79TI024215-01	48,295	
SAMHSA Grant Year 2	93.243	5H79 TI 024215-02	31,982	
SAMHSA Grant Year 3	93.243	NONE	<u>235,840</u>	
Total Substance Abuse and Mental Health Services Projects of Regional and National Significance			<u>316,117</u>	
Temporary Assistance for Needy Families				
Passed through Florida Department of Children and Families:				
Child Protection Investigation	93.558	QJZ35	1,345,811	
Child Protection Investigation	93.558	QJZ35	<u>532,555</u>	
Total TANF Cluster			<u>1,878,366</u>	
Child Support Enforcement				
Passed through Florida Department of Revenue				
Department of Revenue - Services of Process Title IV-D	93.563	CSS29 CD329	90,928 <u>1,063,075</u>	
Total Child Support Enforcement			<u>1,154,003</u>	
Low-Income Home Energy Assistance				
Passed through Florida Department of Elder Affairs, then through West Central Florida Agency on Aging				
Emergency Home Energy Assistance for Elderly	93.568	EH 14-15-HILL	54,017	36,240
Emergency Home Energy Assistance for Elderly	93.568	EH-15/16-HILL	86,846	73,015
Emergency Home Energy Assistance for Elderly	93.568	EH 14-15-HILL		
Passed through Florida Department of Economic Opportunity:				
Low Income Home Energy Assistance Program	93.568	14-EA-OF-08-39-01-012	1,276,997	1,112,221
Low Income Home Energy Assistance Program	93.568	15-EA-OF-08-39-01-012	<u>1,677,685</u>	<u>1,349,607</u>
Total Low-Income Home Energy Assistance			<u>\$ 3,095,545</u>	<u>2,571,083</u>

HILLSBOROUGH COUNTY, FLORIDA
Schedule of Expenditures of Federal Awards
Fiscal Year Ended September 30, 2015

<u>Program Title or Cluster Title</u>	<u>CFDA Number</u>	<u>Grantor/Contract Number</u>	<u>Program Expenditures</u>	<u>Amount to Subrecipient</u>
Community Services Block Grant				
Passed through Florida Department of Community Affairs:				
Community Services Block Grant	93.569	13SB-9Y-FZ-39-010	\$ (11,586)	(17,900)
Community Services Block Grant	93.569	14SB-0D-083901-010	12,099	12,565
Community Services Block Grant	93.569	15SB-0D-083901-010	2,009,249	1,210,447
Total CSBG Cluster			<u>2,009,762</u>	<u>1,205,112</u>
Child Care and Development Block Grant				
Passed through Florida Department of Children and Families:				
Child Day Care Licensing Facility	93.575	QC302	188,125	
Child Day Care Licensing	93.575	QC 302	(19,974)	
Child Day Care Licensing	93.575	QC6B1	64,277	
Passed through Early Childhood Coalition of Hillsborough County:				
Child Care Licensing School Readiness	93.575	CC-13-14	(66,471)	
Child Care Licensing	93.575	CCL-SR1415	642,624	
Child Care Licensing	93.575	SR-CCL1516	224,325	
Total CCDF Cluster			<u>1,032,906</u>	
Refugee and Entrant Assistant Discretionary Grants				
Passed through Florida Department of Children and Families:				
Cuban Refugee Grant	93.576	LK166	<u>113,850</u>	
Head Start				
HSE Early Head Start Program Operations	93.600	04CH3035/48	957,094	
Head Start Program Operations	93.600	04CH3035/48	2,008,334	
Head Start Program Operations	93.600	NONE	22,539,285	
Early Head Start Program Operations	93.600	04CH3035/48	4,352,018	
Total Head Start Cluster			<u>29,856,731</u>	
Foster Care Title IV-E				
Passed through Eckerd Youth Alternatives:				
Division of Children's Services	93.658	ECA-C13-RGC-HCO-FY15	500,470	
Emergency Shelter Care Reside	93.658	ECAH-RGC-HCO-FY14	21,788	
Passed through Florida Department of Children and Families:				
Child Protection Investigation FY16	93.658	QJZ35	<u>41,733</u>	
Total Foster Care Title IV-E			<u>563,991</u>	
Social Services Block Grant				
Passed through Florida Department of Children and Families:				
Child Protection Investigation	93.667	QJZ35	1,387,363	
Child Protection Investigation	93.667	QJZ35	<u>508,166</u>	
Total Social Services Block Grant			<u>1,895,529</u>	
HIV Emergency Relief Project Grants				
FY15 Ryan White Program	93.914	NONE	5,861,697	5,417,816
Ryan White Emergency Relief Project Part A	93.914	H-89-00024-21-02	<u>4,721,206</u>	<u>4,220,612</u>
Total Grants to States for Operation of Offices of Rural Health			<u>10,582,903</u>	<u>9,638,428</u>
Total Department of Health and Human Services			<u>55,349,139</u>	<u>13,414,623</u>
EXECUTIVE OFFICE OF THE PRESIDENT				
High Intensity Drug Trafficking Areas Program				
Passed through Central Florida HIDTA:				
HIDTA - Central Florida	95.001	G14CF0009A	13,955	
HIDTA - Central Florida	95.001	G15CF0009A	2,988	
HIDTA - Central Florida-Perfect Storm Wire Tap	95.001	NONE	<u>4,196</u>	
Total Executive Office of the President			<u>\$ 21,139</u>	

HILLSBOROUGH COUNTY, FLORIDA
Schedule of Expenditures of Federal Awards
Fiscal Year Ended September 30, 2015

<u>Program Title or Cluster Title</u>	<u>CFDA Number</u>	<u>Grantor/Contract Number</u>	<u>Program Expenditures</u>	<u>Amount to Subrecipient</u>
DEPARTMENT OF HOMELAND SECURITY				
Flood Mitigation Assistance				
Flood Mitigation Assistance	97.029	15FM-J2-08-39-01-342	\$ 5,840	
Hazard Mitigation Grant				
Passed through Florida Division of Emergency Management:		See Note 8		
Duck Pond Basin Phase 11	97.039	10-004-924	4,417,363	
Emergency Generators at County Facilities - FED	97.039	10-014-002	293,107	
Total Hazard Mitigation Grant			<u>4,710,470</u>	
Emergency Management Performance Grants				
Passed through Florida Division of Emergency Management:				
Emergency Management Performance Grant	97.042	14 fg 86 083901-096	189,180	
Citizen Corp Council	97.042	15-CC-N2-08-39-01-405	5,414	
Community Emergency Response Team (CERT)	97.042	15-CI-N2-08-39-01-479	5,450	
Emergency Management Performance Grant	97.042	15-DS-P4-08-39-01-182	65,137	
Total Emergency Management Performance Grants			<u>265,181</u>	
Port Security Grant Program				
Passed through Manate Port Authority:				
PSGP Hillsborough County Sheriff's Office 2013-S01	97.056	EMW-2013-PU-00452-S01	116,583	
Homeland Security Grant Program				
Passed through Florida Department of Emergency Management:		See Note 6		
Emergency Responder Training	97.067	14 DS-L5-083901-XXX	5,401	
Issue 11 - Equipment-US&R Sustainment	97.067	14DSL5083901-XXX	58,864	11,661
Issue 13 - US&R HazMat Training & Exercise	97.067	15-DS-P4-08-39-01-448	27,492	
Emergency Responder Training	97.067	16DS-P4-08-39-01-182	20,000	
SHSP REG4 Data Sharing SYS 149	97.067	15-DS-L5-08-39-01-149	150,000	
SHSP Data Sharing Proj-474 FY15	97.067	15-DS-P4-08-39-23-474	122,381	
Passed through Florida Department of Financial Services:				
HAZMAT and USAR, Issues 03-09 Thru 03-31-2014	97.067	12-DS-20-13-00-16-501	(251)	(189)
Total Homeland Security Cluster			<u>383,887</u>	<u>11,472</u>
Homeland Security BioWatch Program				
Federal BioWatch Program	97.091	2006-ST-091-000008-08	276,277	
Federal BioWatch Program	97.091	DHS15-OHA-091	90,102	
Total Homeland Security Biowatch Program			<u>366,379</u>	
Total Department of Homeland Security			<u>5,848,340</u>	<u>11,472</u>
TOTAL EXPENDITURES OF FEDERAL AWARDS			<u>\$ 82,597,340</u>	<u>19,755,461</u>

HILLSBOROUGH COUNTY, FLORIDA

Schedule of Expenditures of State Financial Assistance

Fiscal Year Ended September 30, 2015

<u>Grantor Agency and Project Title</u>	<u>CSFA Number</u>	<u>Grantor Number</u>	<u>Expenditures</u>	<u>Amount to Subrecipient</u>
STATE COURT SYSTEM				
Florida Network of Children's Advocacy Centers				
Passed through Office of State Court Administration:				
Florida Network for Children's Advocacy Center	22.016	10-012-100	\$ (2,300)	
Forensic Interview & Therapy Services	22.016	Agreement Only	<u>694</u>	
Total Network of Children's Advocacy Centers			<u>(1,606)</u>	
Post-Adjudicatory Drug Court Expansion				
OSCA Drug Court Expansion	22.021	Agreement Only	<u>497,362</u>	
Total State Court System			<u><u>495,756</u></u>	
EXECUTIVE OFFICE OF THE GOVERNOR				
Emergency Management Programs				
Emergency Management Preparation and Assistance	31.063	15-BG-83-08-39-01-029	67,655	
Emergency Management Preparation and Assistance	31.063	16-BG-83-08-39-01-028	<u>27,568</u>	
Total Emergency Management Programs			<u>95,223</u>	
Emergency Management Projects				
Hazardous Materials Planning and Data Update	31.067	14 CP 110 083901-275	<u>10,491</u>	
Hurricane Shelter Retrofit Project				
D.G Erwin Technical Center	31.068	15-SR-8X-08-39-01-183	<u>9,990</u>	
Total Executive Office of the Governor			<u><u>115,704</u></u>	
DEPARTMENT OF ENVIRONMENTAL PROTECTION				
Local Government Cleanup Contracting				
Petro Site Cleanup	37.024	S 0483 Task 6	588,752	
Petro Site Cleanup	37.024	S0483	<u>310,643</u>	
Total Local Government Cleanup Contracting			<u>899,395</u>	
Statewide Surface Water Restoration and Wastewater Projects				
Duck Pond Drainage Improvements	37.039	See Note 8 LP-6022	<u>(4,032,840)</u>	
Delegated Title V Air Pollution Control Activities				
Air Pollution Control Title V	37.043	XA-00D30815	95,370	
Air Pollution Control Title V	37.043	SO 634 2014/2015	<u>214,890</u>	
Total Delegated Title V Air Pollution Control Activities			<u>310,260</u>	
Total Department of Environmental Protection			<u><u>(2,823,185)</u></u>	
DEPARTMENT OF ECONOMIC OPPORTUNITY				
Growth Management Implementation				
I-4 Tech Corridor Overlay Study	40.024	P0102	<u>20,000</u>	
Division of Community Development				
East County Regional Service/Resource Center Plant City	40.038	HL016	<u>431,310</u>	
Total Department of Economic Opportunity			<u><u>\$ 451,310</u></u>	

HILLSBOROUGH COUNTY, FLORIDA

Schedule of Expenditures of State Financial Assistance

Fiscal Year Ended September 30, 2015

<u>Grantor Agency and Project Title</u>	<u>CSFA Number</u>	<u>Grantor Number</u>	<u>Expenditures</u>	<u>Amount to Subrecipient</u>
DEPARTMENT OF AGRICULTURE AND CONSUMER SERVICES				
Mosquito Control				
Mosquito Control	42.003	FDACS 020292	\$ 29,456	
Mosquito Control	42.003	21281	<u>43,009</u>	
Total Department of Agriculture and Consumer Services			<u><u>72,465</u></u>	
 DEPARTMENT OF STATE AND SECRETARY OF STATE				
State Aid Libraries				
State Aid to Libraries	45.030	15-ST-20	<u>1,032,903</u>	<u>352,650</u>
Total Department of State and Secretary of State			<u><u>1,032,903</u></u>	<u><u>352,650</u></u>
 DEPARTMENT OF COMMUNITY AFFAIRS				
Emergency Management Programs				
Hazardous Material Planning Program	52.023	14-CP-11-08-39-01-287	6,717	
Hazardous Material Planning	52.023	12 FG-R3-08-39-01-096	<u>529</u>	
Total Department of Community Affairs			<u><u>7,246</u></u>	
 FLORIDA HOUSING FINANCE CORPORATION				
State Housing Initiatives Partnership (SHIP) Program				
State Housing Initiative Partnership Program FY 2012	52.901	NONE	329,408	331,783
State Housing Initiative Partnership Program FY 2013	52.901	NONE	1,884,854	1,859,877
State Housing Initiative Partnership Program FY 2014	52.901	NONE	1,902,330	1,806,374
State Housing Initiative Partnership Program FY 2015	52.901	NONE	<u>4,628</u>	
Total Florida Housing Finance Corporation			<u><u>4,121,220</u></u>	<u><u>3,998,034</u></u>
 DEPARTMENT OF TRANSPORTATION				
Commission for Transportation Disadvantaged (CTD) Trip and Equipment Grant Program				
Transportation Disadvantaged/ Trip Equipment Grant	55.001	60154	419,514	
Transportation Disadvantaged/ Trip Equipment Grant	55.001	AR179	(19,298)	
Transportation Disadvantaged (Sunshine Line)	55.001	ARF46	<u>1,382,078</u>	
Total Program			<u><u>1,782,294</u></u>	
Commission for the Transportation Disadvantaged (CTD) Planning Grant Program				
Commission for the Transportation Disadvantaged	55.002	60229	940	
Commission for the Transportation Disadvantaged	55.002	ARH78	<u>41,910</u>	
Total Program			<u><u>42,850</u></u>	
County Incentive Grant Program				
Advanced Traffic Management Systems Various Locations - State	55.008	10-030-006	<u>170,485</u>	
Transit Corridor Program				
Federal Transit Admin Sec 5303	55.013	AQF41	<u>17,327</u>	
Total Department of Transportation			<u><u>\$ 2,012,956</u></u>	

HILLSBOROUGH COUNTY, FLORIDA

Schedule of Expenditures of State Financial Assistance

Fiscal Year Ended September 30, 2015

<u>Grantor Agency and Project Title</u>	<u>CSFA Number</u>	<u>Grantor Number</u>	<u>Expenditures</u>	<u>Amount to Subrecipient</u>
DEPARTMENT OF CHILDREN AND FAMILIES				
Public Safety, Mental Health, and Substance Abuse Local Matching Program				
CJMHSR Reinvestment Grant Program	60.115	LHZ40	\$ 187,558	179,381
Total Department of Children and Families			<u>187,558</u>	<u>179,381</u>
DEPARTMENT OF HEALTH				
County Grant Awards				
Emergency Medical Services Grant	64.005	C3029	115,140	93,159
Total Department of Health			<u>115,140</u>	<u>93,159</u>
DEPARTMENT OF ELDER AFFAIRS				
Home Care for the Elderly				
Passed through West Central Florida Area Agency on Aging:				
Home Care for the Elderly Case Management	65.001	HCE 14/15-HILL	53,230	
Home Care for the Elderly	65.001	HCE 15/16-HILL	<u>14,146</u>	
Total Home Care for the Elderly			<u>67,376</u>	
Alzheimer Model Day Care, Memory Disorder Clinics, and Alzheimer Special Projects				
Passed through West Central Florida Area Agency on Aging:				
Alzheimers Disease Initiative Daycare Program FY14	65.002	ADI 14-15-HILL	87,350	
Alzheimers Disease Initiative Daycare Program FY15	65.002	ADI-15/16-HILL	<u>16,234</u>	
Total Program			<u>103,584</u>	
Alzheimer's Respite Services				
Passed through West Central Florida Area Agency on Aging:				
ADI Respite Care	65.004	ADI 14/15-HILL	398,138	
ADI Respite Care	65.004	ADI-15/16-HILL	<u>58,536</u>	
Total Alzheimer's Respite Services			456,674	
Local Services Programs				
Passed through West Central Florida Area Agency on Aging:				
Local Services Program Homemakers	65.009	NONE	82,014	
Local Services Program Homemakers	65.009	LSP-15/16-HILL	<u>12,899</u>	
Total Local Services Programs			94,913	
Community Care for the Elderly				
Passed through West Central Florida Area Agency on Aging:				
Community Care for the Elderly	65.010	CCE-14/15-HILL	1,901,621	
Community Care for the Elderly	65.010	CCE-15/16-HILL	<u>309,925</u>	
Total Community Care for the Elderly			<u>2,211,546</u>	
Total Department of Elder Affairs			<u>\$ 2,934,093</u>	

HILLSBOROUGH COUNTY, FLORIDA

Schedule of Expenditures of State Financial Assistance

Fiscal Year Ended September 30, 2015

<u>Grantor Agency and Project Title</u>	<u>CSFA Number</u>	<u>Grantor Number</u>	<u>Expenditures</u>	<u>Amount to Subrecipient</u>
DEPARTMENT OF REVENUE				
Direct Program:	73.016	See Note 7	<u>\$ 2,000,004</u>	<u>2,000,004</u>
Facilities for New Professional Sports, Retained Professional Sports, or Retained Spring Training Franchise				
Total Department of Revenue			<u>2,000,004</u>	<u>2,000,004</u>
DEPARTMENT OF JUVENILE JUSTICE				
Children and Families in Need of Services (CINS/FINS)				
Passed through Florida Network of Youth and Family Services				
FACS Florida Network	80.005	NONE	654,766	
Division of Children's Services, Domestic Violence Respite Services Program	80.005	NONE	758	
BOCC - Florida Network Prog 15 FA3522	80.005	NONE	112,251	
Total Department of Juvenile Justice			<u>767,775</u>	
TOTAL EXPENDITURES OF STATE FINANCIAL ASSISTANCE			<u>\$ 11,490,945</u>	<u>6,623,228</u>

HILLSBOROUGH COUNTY, FLORIDA
Notes to the Schedules of Expenditures of
Federal Awards and State Financial Assistance
For the fiscal year ended September 30, 2015

Note 1 - Financial Reporting Entity

The Hillsborough County (“County”) reporting entity is defined in Note 1 of the County's Basic Financial Statements. For purposes of the Schedules of Expenditures of Federal Awards and State Financial Assistance, only the primary government is included in the reporting entity; discretely presented component units are not included.

These notes provide additional information on the accompanying Schedule of Expenditures of Federal Awards and Schedule of Expenditures of State Financial Assistance. The first schedule presents expenditures related to federal awards that were provided directly by federal agencies as well as federal awards that were passed through other government agencies. The second schedule presents expenditures related to state awards that were provided directly by state agencies as well as state awards that were passed through other governmental agencies.

Note 2 - Basis of Accounting

The accompanying Schedules of Expenditures of Federal Awards and State Financial Assistance are presented in accordance with accounting principles generally accepted in the United States, as described in Note 1.C. of the County's Basic Financial Statements.

Note 3 - Major State of Florida Projects

Major projects as defined by Section 215.97, Florida Statutes, are state of Florida grant projects audited by Hillsborough County’s independent auditor. Major projects for the year ended September 30, 2015 are listed by Catalog of State Financial Assistance (CSFA) number in the Summary of Auditor Results section of the Schedule of Findings and Questioned Costs, which is prepared by the County’s independent auditor.

Note 4 - Major Federal Programs

Major programs as defined by the US Office of Management and Budget’s (OMB) Circular A-133, are federal grant programs audited by the County’s independent auditor. Major programs for the year ended September 30, 2015 are listed by Catalog of Federal Domestic Assistance (CFDA) Number in the Summary of Auditor Results section of the Schedule of Findings and Questioned Costs, which is prepared by the County’s independent auditor.

HILLSBOROUGH COUNTY, FLORIDA
Notes to the Schedules of Expenditures of
Federal Awards and State Financial Assistance
For the fiscal year ended September 30, 2015

Note 5 - Negative Figures on the Schedules of Expenditures

Negative expenditures reported in the Schedules of Expenditures of Federal Awards and State Financial Assistance may be the result of a correction of an expenditure which was originally posted in a prior fiscal year, such as the recording of a refund for goods or services not received. Although the current expenditures on a grant may be negative, the total of all expenditures on the grant is expected to be positive over its entire period of performance.

Note 6 - Equipment Received From Florida Department of Community Affairs

Equipment in the amount of \$51,864 was provided by grants from the US Department of Homeland Security (CFDA 97.067), which were passed through the Florida Department of Emergency Management.

Note 7 - Sales Tax Rebate for Professional Sports Franchise Facilities

The County receives a sales tax rebate from the state of Florida under Sections 212.20 and 288.1162, Florida Statutes, for a professional sports franchise facility. The County serves as a conduit passing the entire amount on through to the Tampa Sports Authority for debt service on their stadium bonds. Starting with fiscal year 2002, these rebates were designated by the state of Florida to be financial assistance subject to the state Single Audit (CSFA Number 73.016).


Note 8 – Duck Pond Drainage Project

Duck Pond is a multi-year capital project funded by a combination of Federal, State and other grant awards. A reduction of \$4,032,840 in expenditures was recorded on the Schedule of Expenditures of State Financial Assistance (SESFA) (CSFA Number 37.039) in fiscal year 2015 because the expenditures were originally recorded on the SESFA in prior years as they appeared to be funded by the State. Upon further research, it was found that these expenditures were federally funded. As a result, expenditures were moved to the Schedule of Expenditures of Federal Awards (CFDA #97.039). The reduction in expenditures on the SESFA in the amount of \$4,032,840 was removed for purposes of determining the State dollar threshold used to distinguish type A and type B state financial assistance projects.

HILLSBOROUGH COUNTY, FLORIDA
Notes to the Schedules of Expenditures of
Federal Awards and State Financial Assistance
For the fiscal year ended September 30, 2015

Note 9 - Relationship to Grant Reports

Amounts reported in the accompanying schedules are consistent with the amounts reported in separately issued final grant reports to federal, federal pass-through, state, and state pass-through grantors as of September 30, 2015.



HILLSBOROUGH COUNTY, FLORIDA
Schedule of Findings and Questioned Costs –
Federal Awards Programs and State Financial Assistance Projects
For the year ended September 30, 2015

Part I – Summary of Auditor’s Results

Financial Statement Section

Type of auditor’s report issued: _____ Unmodified _____

Internal control over financial reporting:

Material weakness(es) identified? x yes _____ no

Significant deficiency(ies) identified not considered to be material weakness(es)? x yes _____ none reported

Noncompliance material to financial statements noted _____ yes x no

Federal Awards and State Financial Assistance Section

Internal control over major programs:

Material weakness(es) identified? _____ yes x no

Significant deficiency(ies) identified not considered to be material weakness(es)? x yes _____ none reported

Type of auditor’s report on compliance for major programs: _____ Unmodified _____

Any audit findings disclosed that are required to be reported in accordance with section 510 (a) of OMB Circular A-133 or Chapter 10.550? x yes _____ no

**HILLSBOROUGH COUNTY, FLORIDA
Schedule of Findings and Questioned Costs –
Federal Awards Programs and State Financial Assistance Projects
For the year ended September 30, 2015**

Part I – Summary of Auditor’s Results (continued)

Identification of the Major Federal Programs:

CFDA Number(s)	Name of Federal Program or Cluster
14.239	U.S. Department of Housing and Urban Development – Home Investment Partnership Program
93.600	U.S. Department of Health and Human Services – Head Start Cluster
93.914	U.S. Department of Health and Human Services – HIV Emergency Relief Project Grants
97.039	U.S. Department of Homeland Security – Hazard Mitigation Grant

Identification of the Major State Projects:

CSFA Number(s)	Name of State Project
22.021	Florida State Court System – Post-Adjudicatory Drug Court Expansion
37.024	Florida Department of Environmental Protection – Local Government Cleanup Contracting
52.901	Florida Housing Finance Corporation – State Housing Initiative Partnership Program
65.004	Florida Department of Elder Affairs – Alzheimer’s Respite Services
73.016	Florida Department of Revenue – Facilities for New Professional Sports, Retained Professional Sports, or Retained Spring Training Franchise

Dollar threshold used to distinguish type A and type B programs

Federal	\$ 2,477,920
State (See Note 8)	\$ 465,713

Auditee qualified as low-risk auditee _____ yes _____ no

HILLSBOROUGH COUNTY, FLORIDA
Schedule of Findings and Questioned Costs –
Federal Awards Programs and State Financial Assistance Projects
For the year ended September 30, 2015

Part II – Schedule of Financial Statement Findings

This section identifies the significant deficiencies, material weaknesses, fraud, illegal acts, violations of provisions of contracts and agreements, and abuse related to the financial statements that are required to be reported in accordance with *Government Auditing Standards*.

Finding 2015-001 Material Weakness in Internal Controls Over Recording of Capital Assets

Criteria: The Hillsborough County Board of County Commissioners (BOCC) general ledger balances should be supported by and reconciled to detailed records. Internal controls should be in place to provide reasonable assurance that any supporting schedules, subledgers, or modules that maintain or calculate detail supporting information be reconciled and sufficiently reviewed to allow a material misstatement to be identified and corrected in a timely manner during the normal course of business. Such internal controls should be designed to provide reasonable assurance that the County's financial statements are reliable, supported, and prepared in accordance with Generally Accepted Accounting Principles (GAAP), which requires the County to maintain financial statements that are free of material misstatements.

Condition: During August 2013, the County implemented a multi-government Oracle Enterprise Resource Planning ("ERP") system with interfaces to certain legacy business systems. The conversion methodology utilized to import capital asset information from the legacy business system, resulted in the new ERP's supporting subledgers and/or modules not reconciling to the general ledger. A process for timely reconciliation was not implemented at that time. Furthermore, since August 2013, there has remained insufficient training and knowledge on the optimal use of the ERP system as it relates to accounting for variety of capital asset transactions. In addition, several other capital asset related transactions (such as capitalization of interest and recording of disposals of capital assets) were incorrectly recorded during the year ending September 30, 2015.

Effect: At the start of the audit process, unreconciled variances between the general ledger and supporting subledger and/or module totaling over \$20 million for the water enterprise fund and over \$40 million for general government capital assets were observed. The time and effort by staff to reconcile these differences and provide auditable supporting records resulted in substantial delays in preparing the County's financial statements and meeting financial reporting deadlines.

Construction Work in Progress (CWIP) was understated and interest expense was overstated by approximately \$658,000 and \$113,000 for the water and solid waste enterprise funds, respectively, for the year ending September 30, 2015 as a result of no capitalized interest being recorded.

CWIP was understated and interest expense was overstated by approximately \$1,164,000 for the water enterprise fund for the year ending September 30, 2015 due to a prior year post closing audit adjustment being recorded as a reversing entry.

The water enterprise fund's loss on disposal of capital assets was overstated and CWIP was understated by approximately \$25,000,000 for the improper accounting of capital asset disposals for the year ending September 30, 2015.

HILLSBOROUGH COUNTY, FLORIDA
Schedule of Findings and Questioned Costs –
Federal Awards Programs and State Financial Assistance Projects
For the year ended September 30, 2015

Finding 2015-001 Material Weakness in Internal Controls Over Recording of Capital Assets
(Continued)

During the year ending September 30, 2015, the improper correction of an error in the capital asset accounting subsystems as well as misstatements stemming from an insufficient reconciliation of general ledger balances to supporting subledger and/or module information resulted in the misstatements described below.

- Water enterprise fund's CWIP was overstated and other depreciable assets were understated by approximately \$1,508,000, additionally cash was overstated and depreciation expense was understated by approximately \$227,000.
- Solid waste enterprise fund's gain on disposal of capital assets was understated by approximately \$690,000; CWIP was understated by approximately \$600,000; other depreciable assets were understated by approximately \$1,000; and depreciation expense was overstated by approximately \$269,000.

The water enterprise fund's CWIP and interest revenue were overstated by approximately \$2,342,000 from inappropriate entries to record purchase price in excess of book value for certain acquired assets for the year ending September 30, 2015.

Cause: Timely and complete reconciliations between the supporting subledger and/or module detail records and the general ledger were not sufficiently performed during the year which could have immediately quantified any variances to an actionable level of detail. Additionally, there was insufficient training and oversight on both the compilation of the enterprise fund financial statements and creation of certain supporting manual calculations related to capital assets. Another cause was the ineffective review of certain journal entries related to capital asset transactions.

Recommendation: The BOCC would benefit from both (a) a complete reconciliation of capital assets recorded in the general ledger to the detail records maintained in subsidiary ledgers (b) implementing a comprehensive review (and redesign if necessary) of all procedures in place to properly account for all capital asset related transactions in a timely manner during the normal course of business and (c) ensuring adequate training and oversight of those procedures and journal entries.

Management's Response (Planned Corrective Action):

The County concurs with the recommendation. While corrective actions have begun, it is anticipated that this will be a multi-phased project. Corrective actions will include validation and reconciliation of records; review of subledger accounting and accounting rules; and review of configuration.

HILLSBOROUGH COUNTY, FLORIDA
Schedule of Findings and Questioned Costs –
Federal Awards Programs and State Financial Assistance Projects
For the year ended September 30, 2015

Finding 2015-002 Material Weakness in Internal Controls Over Ensuring Proper Cutoff in Recording Grant Revenues and Receivables

Criteria: The Hillsborough County Board of County Commissioners (BOCC) is responsible for establishing and maintaining internal controls to allow management or employees, in the normal course of performing their assigned functions, to prevent or detect and corrected misstatements relating to improper cutoff of revenue accruals on a timely basis.

Condition: The Intergovernmental Grants Fund and the County Transportation Fund included a cutoff misstatement related to revenue, receivables, and transfers for the years ending September 30, 2014 and September 30, 2015.

Effect: The County Transportation Fund overstated revenues and understated fund balance for the year ending September 30, 2015 by understating revenues and receivables for the year ending September 30, 2014 in the amount of approximately \$883,000.

For the year ending September 30, 2015, the Intergovernmental Grants Fund overstated revenues by approximately \$1,261,000; understated fund balance by approximately \$1,261,000. Furthermore, the Intergovernmental Grants Fund understated revenues and receivables for the year ending September 30, 2015 in the amount of approximately \$596,000.

The net effect of these misstatements on the Governmental Activities for the year ending September 30, 2015 was an overstatement of revenues of approximately \$1,548,000; an understatement of fund balance of approximately \$1,261,000; and an understatement of receivables of approximately \$596,000.

Cause: During the years ending September 30, 2014 and 2015, the funding and matching characteristics of certain grant programs and projects were misunderstood, resulting in revenues, receivables, and transfers in for matching requirements to be recorded inappropriately.

Recommendation: The BOCC would benefit from revising the process that accumulates accurate information needed to appropriately identify contract type for grant programs & projects when funding is received.

Management's Response (Planned Corrective Action):

The County concurs with the recommendation. A new field will be set up in the Projects-Awards Module to track the contract type. Before the award and budget for a grant is set up, the grant monitoring accountant reviews the contract, enters the proper contract type in Oracle and saves an electronic version of the contract in Oracle.

HILLSBOROUGH COUNTY, FLORIDA
Schedule of Findings and Questioned Costs –
Federal Awards Programs and State Financial Assistance Projects
For the year ended September 30, 2015

Finding 2015-003 Significant Deficiency in Internal Controls Over Recording Notes and Mortgages Receivable and Unavailable Revenues

Criteria: The Hillsborough County Board of County Commissioners (BOCC) is responsible for establishing and maintaining internal controls over their financial close and reporting process that allows management or employees, in the normal course of performing their assigned functions, to prevent or detect and correct misstatements on a timely basis.

Condition: During the year ending September 30, 2015, a clerical error was in the schedule utilized to calculate the year end adjustment for Notes and Mortgages Receivable and Unavailable Revenues was not identified on a timely basis causing an overstatement of notes and mortgages receivable and understated corresponding unavailable revenues.

Effect: The Intergovernmental Grants Fund and the Governmental Activities overstated unearned revenues and understated the allowance on notes & loans receivable (thereby resulting in an overstatement of notes & loans receivable) all in the amount of approximately \$550,000 for the year ending September 30, 2015.

Cause: A schedule prepared by the County's Affordable Housing Department included a clerical error resulting in an error in the journal entry posted.

Recommendation: The BOCC would benefit from reviewing schedules that support journal entries before they are posted.

Management's Response (Planned Corrective Action):

The County concurs with the recommendation. County fiscal and financial reporting staff will work together to develop standard processes for review of manual journal entries, reconciliations and reporting.

HILLSBOROUGH COUNTY, FLORIDA
Schedule of Findings and Questioned Costs –
Federal Awards Programs and State Financial Assistance Projects
For the year ended September 30, 2015

Part III – Federal Award Findings and Questioned Costs

This section identifies the significant deficiencies, material weaknesses, and material instances of noncompliance, including questioned costs, as well as any material abuse findings, related to the audit of major federal programs, as required to be reported by Section 510(a) of OMB Circular A-133.

Finding 2015-004 Significant Deficiency in Internal Control Over Preparation of the Schedule of Expenditures of Federal Awards (SEFA)

DEPARTMENT OF HOMELAND SECURITY
Hazard Mitigation Grant– CFDA No. 97.039
Duck Pond Basin Phase 11 – Project

DEPARTMENT OF TRANSPORTATION
Highway Planning and Construction Cluster—CFDA 20.205
The Fletcher Avenue Project

Criteria: The Hillsborough County Board of County Commissioners (BOCC) is responsible for preparing appropriate financial statements, including the SEFA for the period covered by the BOCC's financial statements providing the total Federal awards expended for each individual Federal program in accordance with Section 300(d) and 310 of OMB Circular A-133.

Condition: SEFA expenditures for the year ending September 30, 2015 for the programs identified above were overstated and prior years' were understated. Although expenditures were within the period of availability for these two programs, certain expenditures were related to prior years.

Questioned Cost: None

Cause: In relation to The Fletcher Avenue Project, expenditures in the prior year misidentified as being funded with matching dollars were omitted from the expenditures reported on the SEFA. During the year ending September 30, 2015, these expenditures were identified as not being funded with county match dollars and instead being funded with federal grant dollars.

In relation to the Hazard Mitigation Grant, expenditures previously identified as being funded with state dollars were omitted from the expenditures reported on the SEFA. Then, during the year ending September 30, 2015, these expenditures were appropriately identified. Both of these problems were caused by not recording revenue and expenditures to the proper accounts on a timely basis.

Effect: The SEFA for these programs were overstated by approximately \$1,096,000 and \$4,033,000, respectively, for The Fletcher Avenue Project and the Duck Pond Basis Phase 11 Project for the year ending September 30, 2015 and SEFA expenditures were understated by equivalent amounts in prior years.

Recommendation: Fiscal personnel should ensure that revenues and expenditures are recorded to the proper accounts on a timely basis. As a result, each year's activity is more likely to be shown in the appropriate year.

Views of Responsible Officials and Planned Corrective Actions:

The County concurs with the recommendation. These issues have been corrected. The County will reconcile grants on a periodic basis and at fiscal year-end to ensure revenues and expenditures are in balance and review a draft of the SEFA prior to submission.

HILLSBOROUGH COUNTY, FLORIDA
Schedule of Findings and Questioned Costs –
Federal Awards Programs and State Financial Assistance Projects
For the year ended September 30, 2015

Part IV – State Project Findings and Questioned Costs

This section identifies the significant deficiencies, material weaknesses, and material instances of noncompliance, including questioned costs, as well as any material abuse findings, related to the audit of major state projects, as required to be reported by Chapter 10.550, *Rules of the Auditor General – Local Governmental Entity Audits*.

Finding 2015-005 Significant Deficiency in Internal Control Over Preparation of the Schedule of Expenditures of State Financial Assistance (SESFA)
FLORIDA DEPARTMENT OF ENVIRONMENTAL PROTECTION
STATEWIDE SURFACE WATER RESTORATION AND
WASTEWATER PROJECTS – CSFA No. 37.039
Duck Pond Drainage Improvement Project

Criteria: The Hillsborough County Board of County Commissioners (BOCC) is responsible for preparing appropriate financial statements, including the SESFA for the period covered by the BOCC's financial statements providing the total State awards expended for each individual State project in accordance Chapter 10.550, *Rules of the Auditor General – Local Governmental Entity Audits*.

Condition:

The overstatement of grant funds reported in prior year SESFAs. This situation has been corrected in FY2015.

Questioned Cost: None

Cause: Project expenses charged to a local grant and/or expenditures associated with matching funds, were inadvertently reported in prior year SESFAs as State grant funds.

Effect: The SESFA for this project for fiscal year 2015 shows negative expenditures of \$4,032,840 to offset excess expenditures reported in prior year SESFAs.

Recommendation:

The County should implement an independent review of the information contained in the SEFA for accuracy and reconciliation to the general ledger

Views of Responsible Officials and Planned Corrective Actions:

The County concurs with the recommendation. These issues have been corrected. The County will reconcile grants on a periodic basis and at fiscal year-end to ensure revenues and expenditures are in balance and review a draft of the SESFA prior to submission.

HILLSBOROUGH COUNTY, FLORIDA
Summary Schedule of Prior Year Audit Findings and Corrective Action Plan
Federal Awards Programs and State Financial Assistance Projects
For the fiscal year ended September 30, 2015

Prior Year Audit Findings

Finding 2014-001 Material Weakness in Internal Controls Over Financial Close and Reporting Process

Finding:

- During 2014 the following errors were noted in the draft financial reports*:
- a. Landfill postclosure obligation was overstated in the Solid Waste Enterprise Fund due to a calculation error.
 - b. There were numerous Solid Waste and Water Enterprise Fund financial report drafts before the final versions were issued.
 - c. Capitalized interest was understated in the Water Enterprise Fund financial report.
 - d. Loss on sale of assets was overstated and construction in progress was understated by the same amount in the Water Enterprise Fund financial report.
 - e. A completed capital project was incorrectly capitalized, resulting in an understatement of construction work in progress and an overstatement of buildings in the Solid Waste Enterprise Fund financial report.
 - f. Code enforcement receivables for demolition liens were recorded without an allowance for doubtful accounts, so both assets and revenues were overstated in the financial report.
 - g. An error in an Affordable Housing supporting schedule led to both mortgage receivables and the related allowance for doubtful accounts being overstated in the accounts. Since these two overstatements offset each other, net receivables on the financial statements were correct.

*Each of these errors was corrected before the final financial reports were issued for 2014.

Status:

All items were correct in the 2015 except for c and d (see Finding 2015-001), as well as g (see Finding 2015-002).

HILLSBOROUGH COUNTY, FLORIDA
Summary Schedule of Prior Year Audit Findings and Corrective Action Plan
Federal Awards Programs and State Financial Assistance Projects
For the fiscal year ended September 30, 2015

Finding 2014-002 Material Weakness in Internal Controls Over Completed Construction Capital Assets

Finding: Certain substantially completed capital projects were not capitalized on a timely basis resulting in amounts being misclassified between capital assets categories and understating depreciation expense.

Status: Implemented. The County implemented the controls recommended and properly capitalized all substantially completed capital projects during 2015. These controls include the following: (a) Training sessions were held on how to capitalize completed capital projects and how to use account corrections to ensure that costs flow between subledgers and the general ledger. (b) The Year-End Closing Schedule was modified to specify additional actions for the proper accounting of capital assets. A training session was held to explain the reasons for these changes and how the costs flow between the Payables Subledger, Projects Module, Assets Subledger, and General Ledger. (c) The County is holding quarterly meetings to review both substantially completed capital projects and costs in construction work in progress. (d) The balances in the Assets Subledger are reconciled to the capital asset balances in the General Ledger monthly. In addition, the construction work in progress balances in the Projects-Awards Subledger are reconciled to the construction work in progress balances in the General Ledger monthly. Any variances are investigated and corrections are made if necessary.

Finding 2014-003 Significant Deficiency in Internal Control Over Compliance and Nonmaterial Noncompliance – Department of Health and Human Services, Low-Income Home Energy Assistance – CFDA No. 93.568

Finding: In the Low-Income Home Energy Assistance grant program, the County did not submit the required reports to grantors and sub-grantors on a timely basis.


Status: Implemented. The Social Services Department has created a Reports Calendar to track the due dates of all reports to ensure that reports are submitted on a timely basis.

HILLSBOROUGH COUNTY, FLORIDA
Summary Schedule of Prior Year Audit Findings and Corrective Action Plan
Federal Awards Programs and State Financial Assistance Projects
For the fiscal year ended September 30, 2015

Finding 2014-004 Significant Deficiency in Internal Control Over Compliance and Nonmaterial Noncompliance – Department of Elder Affairs, Community Care for the Elderly – CFDA No. 65.010

Finding: In the Community Care for the Elderly grant, the County did not maintain adequate controls over compliance with cash management. From 40 cases tested, the County did not collect co-payments from one of the grant program participants.

Status Implemented. Program support staff established a doer and reviewer process for any changes to billable services in SERVtracker. In addition, each month when preparing the invoices, the service unit report is compared to the invoices printed to identify if any client invoices are missing. If the report shows a client with zero service units, the fiscal section researches it to verify accuracy. If they find an error, they follow up with program staff to make the necessary corrections to generate an invoice. A reasonableness test is also conducted monthly, where the monthly billed totals are compared to prior month totals.



**Report of Independent Auditor on
Internal Control Over Financial Reporting and on Compliance
and Other Matters Based on an Audit of
Financial Statements Performed in Accordance
With *Government Auditing Standards***

Board of County Commissioners of
Hillsborough County, Florida

We have audited, in accordance with auditing standards generally accepted in the United States of America and the standards applicable to financial audits contained in *Government Auditing Standards* issued by the Comptroller General of the United States, the financial statements of the governmental activities, the business-type activities, the aggregate discretely presented component units, each major fund and the aggregate remaining fund information of Hillsborough County, Florida (the "County") as of and for the year ended September 30, 2015, and the related notes to the financial statements, which collectively comprise the County's basic financial statements and have issued our report thereon dated June 7, 2016. We did not audit the financial statements of the Housing Finance Authority of Hillsborough County, whose statements reflect 96.1% of the assets, 100.0% of the net position and 34.2% of the revenues of the aggregate discretely presented component units. Those financial statements were audited by another auditor whose report thereon has been furnished to us, and our opinion, insofar as it relates to the amounts included for the Housing Finance Authority of Hillsborough County, is based solely upon the report of the other auditor. This report does not include the results of the other auditor's testing of internal control over financial reporting or compliance and other matters that are reported separately by that auditor. That report recognized that the County implemented new accounting standards during the year ended September 30, 2015.

Internal Control over Financial Reporting

In planning and performing our audit of the financial statements, we considered the County's internal control over financial reporting (internal control) to determine the audit procedures that are appropriate in the circumstances for the purpose of expressing our opinions on the financial statements, but not for the purpose of expressing an opinion on the effectiveness of the County's internal control. Accordingly, we do not express an opinion on the effectiveness of the County's internal control.

Our consideration of internal control was for the limited purpose described in the preceding paragraph and was not designed to identify all deficiencies in internal control that might be material weaknesses or significant deficiencies and therefore, material weaknesses or significant deficiencies may exist that were not identified. However, as described in the accompanying schedule of findings and questioned costs, we identified certain deficiencies in internal control that we consider to be material weaknesses and significant deficiencies.

A *deficiency in internal control* exists when the design or operation of a control does not allow management or employees, in the normal course of performing their assigned functions, to prevent, or detect and correct misstatements on a timely basis. A *material weakness* is a deficiency, or combination of deficiencies, in internal control such that there is a reasonable possibility that a material misstatement of the entity's financial statements will not be prevented, or detected and corrected on a timely basis. We consider the deficiencies, 2015-001 and 2015-002, described in the accompanying Schedule of Findings and Questioned Costs to be material weaknesses.

A significant deficiency is a deficiency, or a combination of deficiencies, in internal control that is less severe than a material weakness, yet important enough to merit attention by those charged with governance. We consider the deficiency, 2015-003, described in the accompanying Schedule of Findings and Questioned Costs to be a significant deficiency.

Compliance and Other Matters

As part of obtaining reasonable assurance about whether the County's financial statements are free of material misstatement, we performed tests of its compliance with certain provisions of laws, regulations, contracts, and grant agreements, noncompliance with which could have a direct and material effect on the determination of the financial statement amounts. However, providing an opinion on compliance with those provisions was not an objective of our audit and, accordingly, we do not express such an opinion. The results of our tests disclosed no instances of noncompliance or other matters that are required to be reported under *Government Auditing Standards*.

The County's Responses to Findings

The County's responses to the findings identified in our audit are described in the accompanying Schedule of Findings and Questioned Costs. The County's responses were not subjected to the auditing procedures applied in the audit of the financial statements and, accordingly, we express no opinion on them.

Purpose of this Report

This report is intended solely to describe the scope of our testing of internal control and compliance and the results of that testing, and not to provide an opinion on the effectiveness of the entity's internal control or on compliance. This report is an integral part of an audit performed in accordance with *Governmental Auditing Standards* in considering the entity's internal control and compliance. Accordingly, this communication is not suitable for any other purpose.

A handwritten signature in cursive script that reads "Cherry Bekant LLP".

Tampa, Florida
June 7, 2016

Independent Auditor's Management Letter

Board of County Commissioners of
Hillsborough County, Florida

Report on the Financial Statements

We have audited the financial statements of Hillsborough County, Florida (the "County") as of and for the fiscal year ended September 30, 2015, and have issued our report thereon dated June 7, 2016. We did not audit the financial statements of the Housing Finance Authority of Hillsborough County, whose statements reflect 96.1% of the assets, 100.0% of the net position and 34.2% of the revenues of the aggregate discretely presented component units. Those financial statements were audited by another auditor whose report thereon has been furnished to us, and our opinion, insofar as it relates to the amounts included for the Housing Finance Authority of Hillsborough County is based solely upon the report of the other auditor.

Auditor's Responsibility

We conducted our audit in accordance with auditing standards generally accepted in the United States of America; the standards applicable to financial audits contained in *Government Auditing Standards*, issued by the Comptroller General of the United States; OMB Circular A-133, *Audits of States, Local Governments, and Non-Profit Organizations*; and Chapter 10.550, *Rules of the Auditor General*.

Other Reports and Schedule

We have issued our Report of Independent Auditor on Internal Control over Financial Reporting and on Compliance and Other Matters Based on an Audit of the Financial Statements Performed in Accordance with *Government Auditing Standards*; Report of Independent Auditor on Compliance for Each Major Federal Program and State Finance Assistance Project and on Internal Control Over Compliance Required by OMB Circular A-133 and Chapter 10.550, *Rules of the Auditor General*; Schedule of Findings and Questioned Costs; and Report of Independent Accountant on Compliance with Local Government Investment Policies and E911 Requirements of Sections 365.172 and 365.173, Florida Statutes. Disclosures in those reports and schedule, which are dated June 7, 2016, should be considered in conjunction with this management letter.

Prior Audit Findings

Section 10.554(1)(i)1., *Rules of the Auditor General*, requires that we determine whether or not corrective actions have been taken to address findings and recommendations made in the preceding annual financial audit report. Corrective action has been taken to address the findings and recommendations made in the preceding annual financial report.

Official Title and Legal Authority

Section 10.554(1)(i)4., *Rules of the Auditor General*, requires that the name or official title and legal authority for the primary government and each component unit of the reporting entity be disclosed in the management letter, unless disclosed in the notes to the financial statements. As required by Rules of the Auditor General, this management letter includes the name or official title and legal authority for the primary government and each component unit of the reporting entity. Hillsborough County, Florida was established by the Constitution of the State of Florida, Article VIII, Sections 1 and 6. Additional legal authority was provided by Chapter 125, Florida Statutes, and County Ordinance 83-09, a home rule charter. The legal authority for each of the component units of Hillsborough County, Florida is listed below:

Entity

Legal Authority

Blended Component Units

Hillsborough County Civil Service Board

Section 125.88, *Florida Statutes*, and Chapter 85-424 and 2000-445, Laws of Florida

Discretely Presented Component Units

Hillsborough County City-County Planning Commission

Chapter 75-390, Laws of Florida

Housing Finance Authority of Hillsborough County

Section 159.604, *Florida Statutes*, and County Ordinance 85-33

Financial Condition

Section 10.554(1)(i)5.a. and 10.556(7), *Rules of the Auditor General*, requires that we report the results of our determination as to whether or not the County has met one or more of the conditions described in Section 218.503(1), Florida Statutes, and identification of the specific condition(s) met. In connection with our audit nothing came to our attention that would cause us to believe that the County met any of the conditions described in Section 218.503(1), Florida Statutes.

Pursuant to Sections 10.554(1)(i)5.c. and 10.556(8), *Rules of the Auditor General*, we applied financial condition assessment procedures. It is management's responsibility to monitor the County's financial condition, and our financial condition assessment was based in part on representations made by management and the review of financial information provided by same.

Deepwater Oil Spill

Section 10.556(10)(e), *Rules of the Auditor General*, requires a determination of the County's compliance with federal and state laws, rules, regulations, contracts or grant agreements related to the receipt and expenditure of funds related to the Deepwater Horizon Oil Spill. The County's Deepwater Horizon Oil Spill funds received are unrestricted and, therefore, do not have related compliance requirements.

Annual Financial Report

Section 10.554(1)(i)5.b. and 10.556(7), *Rules of the Auditor General*, requires that we apply appropriate procedures and report the results of our determination as to whether the annual financial report for the County for the fiscal year ended September 30, 2015, filed with the Florida Department of Financial Services pursuant to Section 218.32(1)(a), Florida Statutes, is in agreement with the annual financial audit report for the fiscal year ended September 30, 2015. In connection with our audit, we determined that these two reports were in agreement.

Other Matters

Section 10.554(1)(i)2., *Rules of the Auditor General*, requires that we address in the management letter any recommendations to improve financial management. In connection with our audit, we did not have any such recommendations.


Section 10.554(1)(i)3., *Rules of the Auditor General*, requires that we address noncompliance with provisions of contracts or grant agreements, or abuse, that have occurred, or are likely to have occurred, that have an effect on the financial statements that is less than material but which warrants the attention of those charged with governance. In connection with our audit, we did not have any such findings.

Purpose of this Letter

The purpose of this management letter is to communicate certain matters prescribed by Chapter 10.550, *Rules of the Auditor General*. Accordingly, this management letter is not suitable for any other purpose.

A handwritten signature in black ink that reads "Cherry Bekant LLP". The signature is written in a cursive, flowing style.

Tampa, Florida
June 7, 2016



**Report of Independent Accountant on Compliance
With Local Government Investment Policies and E911 Requirements of
Sections 365.172 and 365.173, Florida Statutes**

To the Honorable Board of County
Commissioners of Hillsborough County, Florida

Report on Compliance

We have examined Hillsborough County, Florida's (the "County's") compliance with the local government investment policy requirements of 218.415, Florida Statutes, and the E911 requirements of Sections 365.172 and 365.173, Florida Statutes, for the year ended September 30, 2015. Management is responsible for the County's compliance with those requirements. Our responsibility is to express an opinion on the County's compliance based on our examination.

Scope

Our examination was conducted in accordance with attestation standards established by the American Institute of Certified Public Accountants and, accordingly, included examining, on a test basis, evidence about the County's compliance with those requirements and performing such other procedures as we considered necessary in the circumstances. We believe that our examination provides a reasonable basis for our opinion. Our examination does not provide a legal determination on the County's compliance with specified requirements.

Opinion

In our opinion, the County complied, in all material respects, with the aforementioned requirements for the year ended September 30, 2015.



Tampa, Florida
June 7, 2016

Hillsborough County, Florida



COMPREHENSIVE ANNUAL FINANCIAL REPORT

Fiscal Year Ended September 30, 2015

Hillsborough County Pet Resources

This year's Comprehensive Annual Financial Report showcases the Pet Resources Department.

Pet Resources is responsible for the humane treatment of animals and related public safety within Hillsborough County. The Pet Resource Center is the only "open-admission" facility in the County. They accept domestic animals regardless of breed, size or medical condition. Visit their center or search online to view hundreds of adoptable animals.

- Over 25,000 pets found new homes in the past two years.
- In 2015 nearly 9 out of 10 dogs and 8 out of 10 cats found new homes. That ranks among the best public shelters in the United States.
- Volunteers at Pet Resources walk dogs, socialize cats and dogs, assist veterinary staff, greet visitors, take photos, participate in special events and the list goes on.
- Hundreds of dogs and cats may be viewed online or searched by breed, age and gender.
- The Pet Resource Center has inviting and customer friendly surroundings that include amazing cat condos and areas to observe or interact with potential pets.
- Pet Resources has one of the best veterinary facilities in public animal sheltering, allowing them to best serve the animals in the shelter.
- Special events are held at offset locations to encourage pet adoptions and to offer free rabies shots, license tags and veterinary exams for Hillsborough County residents in zip codes 33619, 33610, 33602, 33603, and 33605.
- Pet Resources is also responsible for enforcement of animal control ordinances, handling cruelty or neglect reports and promoting safety from wild or farm animals.

Cover photos – left to right from top: (a) Cat interaction area. (b) Volunteer with dog. (c) Pet Resource Center. (d) Staff with a dog. (e) Veteran with his returned dogs. (f) Dog in sun. (g) Layla and her new adopters. (h) Lobby welcome desk. (i) Veterinarian treatment area. (j) Volunteer at an offset location. (k) Volunteer table and van. (l) A Hillsborough Community College student at work. (m) Cat adoption. (n) Volunteers and a play group. (o) Community donations. (p) Lobby with monitor. See **Introductory, Financial and Statistical Section divider pages** of this document for more photos and information about Pet Resources.

For more information, contact:

Pet Resource Center
440 N. Falkenburg Road, Tampa, FL 33619 (813)744-5660 (open 10 AM-7 PM, 7 days a week)

HillsboroughCounty.org/Pets

Hillsborough County, Florida
Comprehensive Annual
Financial Report

Fiscal Year Ended September 30, 2015

Prepared by: County Finance Department
Pat Frank, Clerk of Circuit Court

HILLSBOROUGH COUNTY, FLORIDA
List of Principal Officials
In Office at September 30, 2015

Board of County Commissioners

Sandra Murman, *Chair*
Al Higginbotham, *Vice-Chair*
Lesley "Les" Miller, Jr., *Chaplain*
Kevin Beckner
Victor D. Crist
Ken Hagan
Stacy White

Constitutional Officers

Pat Frank, *Clerk of Circuit Court*
Doug Belden, *Tax Collector*
David Gee, *Sheriff*
Craig Latimer, *Supervisor of Elections*
Bob Henriquez, *Property Appraiser*

Appointed Officials

Michael S. Merrill, *County Administrator*
Chip Fletcher, *County Attorney*

**HILLSBOROUGH COUNTY, FLORIDA
Comprehensive Annual Financial Report
For the Year Ended September 30, 2015
TABLE OF CONTENTS**

PAGE

Introductory Section

Transmittal Letters.....	1
Certificate of Achievement.....	11
Organizational Charts.....	12

Financial Section

Report of Independent Auditor.....	15
---	-----------

Management Discussion and Analysis.....	19
--	-----------

Basic Financial Statements

Government-wide Financial Statements

Statement of Net Position.....	32
Statement of Activities.....	34

Fund Financial Statements

Descriptions of Major Funds.....	35
Balance Sheet - Governmental Funds.....	36
Reconciliation of the Balance Sheet - Governmental Funds to the Statement of Net Position - Governmental Activities.....	39
Statement of Revenues, Expenditures, and Changes in Fund Balances - Governmental Funds.....	40
Reconciliation of the Statement of Revenues, Expenditures and Changes in Fund Balances of Governmental Funds to the Statement of Activities.....	42
Statement of Revenues, Expenditures and Changes in Fund Balance - Budget and Actual for Major Funds with Annually Appropriated Budgets:	
General Fund.....	43
Countywide Special Purpose Fund.....	44
Sales Tax Revenue Fund.....	45
County Transportation Fund.....	46
Statement of Net Position - Proprietary Funds.....	47
Statement of Revenues, Expenditures, and Changes in Net Position - Proprietary Funds.....	49
Statement of Cash Flows - Proprietary Funds.....	50
Statement of Fiduciary Assets and Liabilities--Agency Funds.....	52
Descriptions of Component Units.....	53
Statement of Net Position - Component Units.....	54
Statement of Activities - Component Units.....	55

Notes to Financial Statements

Note 1 Summary of Significant Accounting Policies.....	57
Note 2 Budgetary Accounting.....	68
Note 3 Deposits and Investments.....	70
Note 4 Property Taxes.....	73
Note 5 Accounts Receivable, Amounts Due From Other Governments, and Mortgages Receivable.....	73

HILLSBOROUGH COUNTY, FLORIDA
Comprehensive Annual Financial Report
For the Year Ended September 30, 2015
TABLE OF CONTENTS

PAGE

Note 6 Capital Assets.....	75
Note 7 Long-Term Liabilities.....	76
Note 8 Employee Retirement Plans.....	87
Note 9 Other Postemployment Benefits (OPEB).....	93
Note 10 Interfund Receivable and Payable Balances.....	95
Note 11 Transfers In and Out.....	97
Note 12 Restricted Net Position.....	100
Note 13 Governmental Fund Balances.....	100
Note 14 Accounting and Financial Reporting for Risk Financing and Related Insurance Issues.....	101
Note 15 Accounting for Municipal Solid Waste Landfill Costs.....	103
Note 16 Commitments.....	105
Note 17 Contingent Liabilities.....	105
Restatement of Prior Year Amounts.....	106
Note 18 Deepwater Horizon Oil Spill Revenue.....	106
Note 19 Subsequent Events.....	106
Note 20 Changes in Long-Term Debt and Future Debt Service Requirements.....	106
Exhibit A - Schedule of Changes in Long-Term Debt.....	107
Exhibits B through V - Debt Service Schedules.....	109

Required Supplementary Information

Infrastructure Condition and Maintenance Data.....	130
Schedule of Funding Progress for Postemployment Benefits Other Than Pensions (OPEB).....	132
Schedule of Hillsborough County's Proportionate Share of the Florida Retirement System Net Pension Liabilities for the Pension Plan and Health Insurance Subsidy Program.....	133
Schedule of Contributions Florida Retirement System Pension Plan and Health Insurance Subsidy Program.....	134

Combining and Individual Fund Statements and Schedules

General Fund by Category

Combining Balance Sheet - General Fund by Category.....	138
Combining Schedule of Revenues, Expenditures, and Changes in Fund Balances - General Fund by Category.....	140
Individual Schedules of Revenues, Expenditures and Changes in Fund Balances - General Fund Categories, Budget and Actual.....	142

Nonmajor Governmental Funds

Combining Balance Sheet - Nonmajor Governmental Funds by Fund Type.....	149
Combining Schedule of Revenues, Expenditures, and Changes in Fund Balances - Nonmajor Governmental Funds by Fund Type.....	150

Nonmajor Special Revenue Funds

Descriptions.....	151
Combining Balance Sheet - Nonmajor Special Revenue Funds.....	152
Combining Statement of Revenues, Expenditures, and Changes in Fund Balances - Nonmajor Special Revenue Funds.....	156

HILLSBOROUGH COUNTY, FLORIDA
Comprehensive Annual Financial Report
For the Year Ended September 30, 2015
TABLE OF CONTENTS

PAGE

Individual Schedules of Revenues, Expenditures and Changes in Fund Balances - Nonmajor Special Revenue Funds, Budget and Actual.....	159
---	-----

Nonmajor Debt Service Funds

Descriptions.....	164
Combining Balance Sheet - Nonmajor Debt Service Funds.....	166
Combining Statement of Revenues, Expenditures, and Changes in Fund Balances - Nonmajor Debt Service Funds.....	170
Individual Schedules of Revenues, Expenditures and Changes in Fund Balances - Nonmajor Debt Service Funds, Budget and Actual.....	174

Nonmajor Capital Projects Funds

Descriptions.....	191
Combining Balance Sheet - Nonmajor Capital Projects Fund.....	192
Combining Statement of Revenues, Expenditures, and Changes in Fund Balances - Nonmajor Capital Projects Fund.....	194

Internal Service Funds

Descriptions.....	197
Combining Statement of Net Position.....	198
Combining Statement of Revenues, Expenditures, and Changes in Fund Net Position.....	199
Combining Statement of Cash Flows.....	200

Agency Funds..... 203

Descriptions.....	203
Combining Statement of Fiduciary Assets and Liabilities -- Agency Funds.....	204
Combining Statement of Changes in Assets and Liabilities	206

Statistical Section

Overview of Statistical Section Contents..... 213

Financial Trends Information

Net Position by Category, Last Ten Fiscal Years.....	214
Changes in Net Position, Last Ten Fiscal Years.....	215
Fund Balances, Governmental Funds, Last Ten Fiscal Years.....	218
General Government State Shared Revenues by Source, Last Ten Fiscal Years.....	219
Changes in Fund Balances, Governmental Funds, Last Ten Fiscal Years.....	220

Revenue Capacity Information

Taxable Assessed Value and Actual Value of Property, Last Ten Fiscal Years.....	221
Property Tax Millage Rates for Direct and Overlapping Governments, Last Ten Fiscal Years.....	222
Principal Taxpayers, Latest Fiscal Year Compared to the Fiscal Year Nine Years Earlier.....	223
Property Tax Levied and Collected, Last Ten Fiscal Years.....	224

Debt Capacity Information

Ratios of Outstanding Debt by Type, Last Ten Fiscal Years.....	225
Ratios of Net General Bonded Debt Outstanding, Last Ten Fiscal Years.....	226
Direct and Overlapping Governmental Activities Debt.....	226

HILLSBOROUGH COUNTY, FLORIDA
Comprehensive Annual Financial Report
For the Year Ended September 30, 2015
TABLE OF CONTENTS

PAGE

Debt Service Coverage of Governmental and Business-type Revenue Bonds, Last Ten Fiscal Years...227

Demographic and Economic Information

Demographic and Economic Statistics, Last Ten Fiscal Years.....228

Principal Employers, Latest Fiscal Year Compared to the Fiscal Year Nine Years Earlier.....229

Operating Information

Full-Time Equivalent County Government Employees by Function, Last Ten Fiscal Years.....230

Operating Indicators by Function, Last Ten Fiscal Years.....231

Capital Asset Statistics by Function, Last Ten Fiscal Years.....232

Miscellaneous Information

Miscellaneous Data and Statistics.....233

Other Supplemental Information Section

Schedule of Receipts and Expenditures of
Funds Related to the Deepwater Horizon Oil Spill.....243

Photographs provided by Pet Resources Department.
Graphic design of covers and dividers courtesy of Aditya Gajjar

INTRODUCTORY SECTION

Volunteer opportunities at Pet Resources



If you can imagine a job in the shelter, with proper qualifications and experience, you can probably help us as a volunteer. Some of the jobs include walking dogs, socializing cats and dogs, assisting veterinary staff, photography, serving as a greeter or at special events, and the list goes on.





June 7, 2016

To the Residents of Hillsborough County, Florida:

The Hillsborough County, Florida, Comprehensive Annual Financial Report (CAFR) for the fiscal year ended September 30, 2015, is a complete set of financial statements presented in conformity with accounting principles generally accepted in the United States (GAAP) and audited by independent certified public accountants in accordance with auditing standards generally accepted in the United States.

Legal Requirements The CAFR was prepared by the County Finance Department of the Clerk of Circuit Court in accordance with Sections 218.32 and 218.39, Florida Statutes. The Clerk of Circuit Court, as chief financial officer of Hillsborough County, assumes full responsibility for the completeness and reliability of the information presented in this report. To the best of our knowledge and belief, this financial report is complete and reliable in all material respects.

Internal Control Hillsborough County has established a comprehensive internal control framework designed to ensure that the County's assets are protected from loss, theft, or misuse, and that sufficient reliable accounting information is compiled to allow for financial statement preparation in conformity with GAAP. Since the cost of internal controls should not outweigh their benefits, the County's internal controls have been designed to provide reasonable, rather than absolute assurance that the financial statements will be free from material misstatement.

Independent Audits The Hillsborough County financial statements were audited by Cherry Bekaert LLP, an independent certified public accounting firm, in accordance with Sections 11.45 and 125.01, Florida Statutes. The goal of the independent audit was to provide reasonable assurance that the financial statements of Hillsborough County for the fiscal year ended September 30, 2015, were free of material misstatement. The independent audit involved examining, on a test basis, evidence supporting the amounts and disclosures in the financial statements; assessing the accounting principles used and significant estimates made by management; and evaluating the overall financial statement presentation. Based on its audit, the independent auditor concluded that there was a reasonable basis for rendering an unmodified opinion that the Hillsborough County financial statements, for the fiscal year ended September 30, 2015, were fairly presented in conformity with GAAP.

As a recipient of federal and state financial assistance, the County is responsible for maintaining an adequate internal control framework to ensure compliance with applicable laws and regulations related to these programs. This internal control framework is reviewed

by the County's independent auditor when it conducts the annual federal and state Single Audits, which cover major federal grant programs and state grant projects, respectively. The federal and state Single Audits were designed to meet the requirements of the Single Audit Act Amendments of 1996, the US Office of Management and Budget Circular A-133, *Audits of States, Local Governments, and Non-Profit Organizations*; the Uniform Grant Guidance; as well as Section 215.97, Florida Statutes, and Chapter 10.550, Rules of the Auditor General. The independent auditor's Single Audit reports, including any findings and recommendations, the Schedule of Expenditures of Federal Awards, and the Schedule of Expenditures of State Financial Assistance are available in a separately issued *Single Audit Report*.

Management's Discussion and Analysis (MD&A) The MD&A is a significant part of the CAFR. The MD&A is a narrative introduction, overview, and analysis of the financial statements and should be read in conjunction with this letter of transmittal. The MD&A also provides a brief overview of the CAFR's contents.

County Profile Hillsborough County, created in 1834 as Florida's 19th county, is located along the west coast of Florida. The County covers 1,266 square miles, of which 215 square miles cover water areas. Hillsborough County's 2015 population of 1,325,563 exceeded the population of each of the following states: Alaska, Delaware, Montana, North Dakota, Rhode Island, South Dakota, Vermont and Wyoming. Hillsborough County is empowered to levy property taxes on certain real and personal property located in the county as well as to levy certain sales, fuel and communications taxes. The County also receives revenues from other sources such as state and federal grants, state revenue sharing, special assessments, licenses and permits, fines and forfeitures, investment earnings and miscellaneous revenues. During fiscal year 2015, the County's revenues from all sources were approximately \$1.9 billion.

Hillsborough County operates under a home-rule charter enacted by the voters on September 20, 1983. Charter powers address self-government and cannot conflict with general law or special law approved by the voters. The established legislative body of the County is the Board of County Commissioners (BOCC), a seven-member body elected by County voters. Specifically designated governmental functions are performed by separately elected constitutional officers who are elected at-large. These separately elected officers are the Clerk of Circuit Court, Property Appraiser, Sheriff, Supervisor of Elections and Tax Collector.

Services Provided The Hillsborough County reporting entity provides a full range of services including law enforcement, construction and maintenance of roads and bridges, animal services, social service programs, children's services, aging services, comprehensive planning and growth management, environmental protection, property assessment and tax collection, official records, a variety of court-related support functions, fire protection and emergency rescue, water, wastewater and solid waste disposal services, stormwater management, indigent health care, parks and recreational facilities, libraries and cultural events, emergency disaster planning and response, economic development and agricultural cooperative extension services.

Financial Reporting Entity The separately elected members of the BOCC and the Constitutional Officers together are the officials who are accountable to the residents of Hillsborough County. The officials holding these offices on September 30, 2015, are identified on the page before the table of contents. The organizations of the BOCC, the Constitutional Officers and the blended component unit together comprise the Hillsborough County primary government.

This report covers the Hillsborough County reporting entity, which includes the primary government as well as the component units. Component units are legally separate entities for which the primary government is financially accountable. Component units are classified as either blended or discretely presented component units depending on the nature of the entity's relationship with the primary government. Even though blended component units are legally separate entities, they are included as a part of the primary government because they are in financial substance a part of the primary government's operations. The Hillsborough County Civil Service Board is the County's only blended component unit. Discretely presented component units are reported in a separate column in the government-wide financial statements to emphasize their legal separation from the primary government. The Hillsborough County City-County Planning Commission and Housing Finance Authority of Hillsborough County are reported as discretely presented component units.

The Tampa Sports Authority, Hillsborough Transit Authority, Hillsborough County Hospital Authority, Arts Council of Hillsborough County, Hillsborough County Aviation Authority, Tampa Port Authority, Hillsborough County School District, Children's Board of Hillsborough County, Tampa-Hillsborough County Expressway Authority, Hillsborough County Public Transportation Commission, other independent special districts and the Neighborhood Special Dependent Districts are not a part of the Hillsborough County reporting entity, so they are excluded from this report. More information on the financial reporting entity may be obtained in Note 1.A. of the Notes to the Financial Statements.

Budgetary Controls The County maintains extensive budgetary controls. The objective of these controls is to ensure compliance with the legal, legislative, and contractual provisions affecting the County, which are incorporated into the annually appropriated budget. Budgetary control for the BOCC is maintained at the character level within each department and fund. Characters are broad categories of expenditures: personal services, operating expenditures, capital outlay, debt service, and grants and aids. This level of control is greater than that required by Florida Statutes. Budgetary control includes a comparison of encumbrances, pre-encumbrances, and actual expenditures to appropriations before issuing purchase orders or payments. This control is performed by automated edit checks in the accounting system. Expenditures that exceed appropriations require the BOCC to approve a budget amendment before processing, unless immediate payment is needed for statutory or emergency operational requirements and total expenditures do not exceed the fund's budgetary total. These emergency expenditures are subsequently authorized by a budget amendment. Encumbrances are canceled at year-end and are reestablished in the new fiscal year. Expenditures by the constitutional officers are controlled by appropriations at the fund level in accordance with Florida Statutes.

The BOCC approves an annual budget for annually appropriated governmental and proprietary funds using the modified accrual basis of accounting. The BOCC maintains a five to six-year capital improvement program, which is updated and approved annually.

Cash and Investments At September 30, 2015, the Hillsborough County Primary Government had total cash and investments of \$1.834 billion. Most of this amount, \$1.636 billion, was in the Hillsborough County Investment Pool (Investment Pool) managed by the Clerk of Circuit Court. The objectives of the Investment Pool are safety of principal, liquidity, and return on investment, in that order. To meet these objectives, the Investment Pool is conservatively invested in high-quality investments such as: treasury securities, 48%; US government sponsored agency securities, 29%; Florida PRIME, the state of Florida's

Local Government Investment Pool, 12%; corporate notes, 5%; commercial paper notes, 3%; municipal bonds, 1%; and cash in demand deposits and money market accounts, 2% in total. At September 30, 2015, the Investment Pool's weighted average maturity was a low 0.98 years.

In 2008 the Investment Pool was rated for the first time and was assigned the highest rating of AA+ by Standard & Poor's Ratings Services (S&P). This rating continued each year until 2011, when it was reduced one level to AA+ due to S&P's downgrade of the United States long-term credit rating from AAA to AA+. However, short-term securities of the US government and government sponsored agency securities still carry the highest rating of A-1+ on the rating scale for short-term securities. The overall effective rate of return of the Investment Pool for fiscal year 2015 was 0.73% compared to the benchmark rate of 0.47%, (a weighted average of the Merrill Lynch 3-month US Treasury Bill Index and the Merrill Lynch 1-3 Year US Treasury Note Index). The Investment Pool's rate of return for fiscal year 2014 was 0.44%.

Property Tax Amendment to Florida Constitution In January 2008, the voters approved a property tax amendment to the Florida Constitution. Effective October 2008, this amendment increased the homestead exemption other than for school district taxes from \$25,000 to \$50,000 for most properties, resulting in an annual savings of about \$240 per homeowner. This amendment also allowed property owners to transfer, i.e. make portable, up to \$500,000 of their homestead benefits when they move. Although an earlier "Save Our Homes" constitutional amendment capped the annual increase in assessed value for homestead property to 3% or the percentage change in the Consumer Price Index, whichever is less, it did not cap increases in non-homestead property. Effective January 2009, the amendment approved in January 2008 capped the annual increase in assessed value for non-homestead property such as businesses, industrial property, rental property, and second homes, to 10%, except for school district taxes. This amendment also provided a \$25,000 exemption for tangible personal property. The County's property tax revenues rose \$38.7 million or 7.0% due to an 8.5% increase in the taxable assessed value of real property in Hillsborough County. See Statistical section for more information on property taxes, assessed values, and exemptions.

Federal Government's Effect on Hillsborough County Similar to other state and local governments, the US government has a significant impact on Hillsborough County. For fiscal year 2015, the County had \$82.6 million in expenditures funded by US government grants--either directly from federal agencies or passed through state and local governmental entities. Federal grant expenditures represent 6% of the County's governmental revenues. The US government also has an indirect effect on other County revenues. For example, 39% of the County's total revenues from governmental activities came from ad valorem property taxes, which are related to the value of real estate in the County. Real estate values tend to be correlated with the availability and affordability of mortgages. The US government has created a variety of programs that assist banks that make mortgage loans, the US government sponsored agencies that buy, securitize and sell mortgage-backed securities, and taxpayers who purchase homes. The success of these programs may affect mortgage lending and real estate values, which in turn affect the ad valorem property tax revenues of Hillsborough County in the future.

At September 30, 2015, the Hillsborough County Primary Government held 70% of its investment portfolio in US government or related investments. A total of \$1.277 billion was invested in a combination of US treasury securities, US government sponsored agency

securities which are supported by the US government, and government-only mutual funds. At September 30, 2015, the Hillsborough County Primary Government also held \$115 million, or 6% of its investment portfolio, in bank deposits, most of which were secured by the FDIC. The rest were secured by the state of Florida's multiple financial institution collateral pool established under Chapter 280, Florida Statutes. The US government affects the state of Florida's multiple financial institution collateral pool because securities issued by the US treasury and government sponsored agencies are used as collateral by banks participating in the Qualified Public Depository program. See Note 3 of the Notes to the Financial Statements for more details.

The US government also has a significant impact on the local economy. Of the top 19 employers in Hillsborough County, MacDill Air Force Base, the James A Haley Veterans Administration Hospital, and US Postal Service together represent 21,988 employees or 17% of the employees at the top 19 employers. See Principal Employers in the Statistical Section of the CAFR for more details. In addition, the residents of Hillsborough County pay significant amounts of income and excise taxes to the US government and also receive significant benefits from the US government including Social Security, Medicare, and unemployment compensation. The reason for highlighting these interactions with the US government is that changes in the US government's fiscal condition could lead to changes in amounts paid to or received from the US government, which in turn could have a financial impact on Hillsborough County.

Awards The Government Finance Officers Association of the United States and Canada (GFOA) awarded Hillsborough County a *Certificate of Achievement for Excellence in Financial Reporting* for its CAFR for the fiscal year ended September 30, 2014. The Certificate of Achievement is a prestigious national award recognizing conformance with the highest standards for preparation of state and local government financial reports. To be awarded a Certificate of Achievement, a government must publish an easily readable and efficiently organized CAFR whose contents conform to program standards. The CAFR must satisfy both GAAP and applicable legal requirements. Hillsborough County has received a Certificate of Achievement for the last thirty-three consecutive years.

The County also received the GFOA's *Award for Outstanding Achievement in Popular Annual Financial Reporting* for its separately issued *Financial Summary Report for the Fiscal Year Ended September 30, 2014*. The *Financial Summary Report* is a simplified popular annual financial report specially designed for the general public. The receipt of this national award recognized the County's conformance with the highest standards for preparation of state and local government popular reports. Hillsborough County has received this award for the last fifteen consecutive years.

Both of these awards are valid for a period of one year. We believe that the County's fiscal year 2015 CAFR and Financial Summary Report continue to conform to award program requirements and are submitting both of them to the GFOA for evaluation.

Acknowledgments We would like to express our appreciation for the support provided by the Clerk of Circuit Court, each of the other Constitutional Officers, the County Administrator, the Board of County Commissioners, and their respective staffs, for their contributions to the preparation of this report. We also appreciate their efforts in ensuring the highest standards of professionalism in the financial and operational management of Hillsborough County.

Sincerely,



Timothy Simon, CPA, CFA
Finance Director



Ajay B. Gajjar, CPA, CMA, CFM, CTP, CIA, CGFO
Assistant Finance Director



**County Administrator
Michael S. Merrill**

**Board of County
Commissioners**
Kevin Beckner
Victor D. Crist
Ken Hagan
Al Higginbotham
Lesley "Les" Miller Jr.
Sandra L. Murman
Stacy R. White

County Administrator
Michael S. Merrill

**County Administrator
Executive Team**
Lucia E. Garsys
Carl S. Harness
Gregory S. Horwedel
Ramin Kouzehkanani
Liana Lopez
Bonnie M. Wise

County Internal Auditor
Peggy Caskey

County Attorney
Chip Fletcher

**Office of the County
Administrator**
PO Box 1110
Tampa, FL 33601-1110
Phone: (813) 276-2843
Fax: (813) 272-5248

**Hillsborough was
established as
Florida's 19th county
in 1834.**

**Hillsborough's
boundaries
encompass 1,051
square miles of land,
24 square miles of
inland water, and 76
miles of coastline.**



June 7, 2016

To the Citizens of Hillsborough County:

As County Administrator, it is my privilege to provide you with the Hillsborough County, Florida Comprehensive Annual Financial Report for the fiscal year ending September 30, 2015.

I am pleased to report that Hillsborough County's financial position in Fiscal Year 2015 (FY 15) remained strong at a time when other governments still experienced challenging financial positions due the lingering effects of the nation's recent economic downturn. During FY 15 ad valorem tax revenues rose and other major revenues posted improvements, including the half-cent sales tax and tourist development taxes. Strategic management decisions over the past six years have led to improved service delivery while reducing the per capita cost of County government by 11% compared to FY 07. Our Board of County Commissioners (BOCC) adopted a FY 16 budget that is balanced without the need to use reserves, reduce our workforce, or impact service to our customers.

Additionally, Hillsborough County's general obligation credit rating remains "AAA" as determined by the three national credit rating agencies. This credit rating is the highest attainable rating and is reserved for only the best managed and financially sound governments and corporations. By contrast, the credit ratings of many other governments have declined since the global financial crisis, making Hillsborough County's rating even more notable.

County Profile

Ours is a community built on a rich, vibrant history steeped in a myriad of tradition and cultures. County government fosters community prosperity for all residents by supporting a broad range of opportunities, including agriculture, manufacturing, arts, health, sciences, technology, innovation start-ups, small businesses and entrepreneurship. Capitalizing on these cultural and economic development opportunities preserves and enhances community assets.

The BOCC's strategic goals are dedicated to continued job creation and economic competitiveness both as a community and as a region. Our success in achieving these goals is evident in an expanding skyline, major tourist destinations, world-class entertainment venues, a nationally recognized airport, one of the largest shipping ports in the country, major educational institutions, a bustling agricultural industry,



Jobs

The October 4.6% unemployment rate in Hillsborough County was below the national average of 4.8%.

In FY 15, \$76.3 million in new corporate capital investment helped create 1,512 new jobs.



Consumer Spending

Taxable sales rose 7.8% in FY 15 amid steady economic growth.



Tourism

Nearly 21 million people visited Hillsborough County in FY 15, resulting in a 13% increase in tourist development tax collections.



Housing

In 2015, the number of home sales increased 14.0%, and the average home price rose 8.0%.

professional sports teams, and more. Residents have the ability to live in high-energy urban environments, suburban planned communities, or rural landscapes.

Notable national and international events – including four Super Bowls, NCAA competitions, the Republican National Convention, and the International Indian Film Academy’s 2014 awards – have heightened global attention and continue to bring many visitors to our doorstep. People of all ages and diverse backgrounds, and companies representing an array of industries, choose to make Hillsborough County their home.

As County Administrator, I am appointed by the seven-member, elected BOCC to run the day-to-day operations of County government. My commitment is to foster community prosperity by excelling in meeting the service needs of residents and businesses. In the unincorporated area of the County, we provide over 900,000 residents with municipal services such as fire and emergency rescue response, construction industry permitting, water and wastewater service, solid waste collection and disposal, recreational activities, economic development programs, code enforcement, and construction, as well as maintenance of vital infrastructure such as roads and government buildings. In addition, libraries, pet resources, and social services for children, seniors, and low-income residents are provided to over 1.3 million residents countywide.

Economic Conditions

The Tampa metropolitan area had a gain of 41,100 jobs in 2015. Construction, professional and business services, education and health services, and leisure and hospitality led this broad-based job growth. Tourism in the Tampa Bay area has been exceptionally strong in the past year, with bed tax collections increasing 13%. Nationally, job markets and wage growth showed notable improvement in 2015, and job growth is expected to accelerate in 2016. This growth supported improved consumer spending and confidence.

Activity in housing markets across the country was mixed in 2015, as lower investor demand resulted in slower home price appreciation. However, the local housing market posted gains. Hillsborough foreclosures fell 19.5% and home prices rose 8.0% in 2015. Existing unsold housing inventory is at its lowest level since 2005. In 2015 home sales were up 14.0% over the previous year. The continued housing recovery supported a third consecutive year of property tax revenue growth for FY 16.

Relevant Financial Policies

The county administrator is responsible for the financial planning for County government, including operating, capital and debt service budgets, as well as the allocation of resources to accomplish BOCC goals. The county administrator is also responsible for recommending long-range financial planning strategies to the BOCC, including reserve policies and financial forecasting.

**Our desired
community goals:**

- Safe, clean, attractive communities residents are proud to call home
- Safe and effective transportation network that keeps pace with demand
- Strong and sustainable local economy
- Healthy and enjoyable place to live, work, and play
- Self-sufficiency and quality of life for those who need help
- Reliable, cost-effective, secure infrastructure that minimizes environmental impacts
- Customers who trust County Government and are satisfied with its services
- Responsible and sound financial management practices
- Performance-aligned and managed organization

To maintain sound financial management, it is important to have policies and procedures that complement the statutory requirements and professional standards of local government. The BOCC has adopted a series of financial policies in order to document a comprehensive approach to financial management. These policies are - available online in the adopted budget document at www.HillsboroughCounty.org.

Major Initiatives

Hillsborough County is committed to leveraging limited financial resources to solve complex public problems and achieve shared community goals. Through dynamic collaborations, the County continued to bring together diverse community partners to achieve common goals and connect in ways that have a significant impact. During FY 15, a group of community leaders engaged citizens to assist in developing solutions to countywide transportation needs. Additionally, other economic development initiatives were provided funding to further enhance job creation efforts.


The BOCC has consistently stated that our highest priority is economic development (jobs, capital investment and wealth creation) for all residents of Hillsborough County. Key initiatives in support of this priority include: improving access to qualified workers by local businesses; expanding access to contracting and certification opportunities for disadvantaged businesses; and, improving the return-on-investment and metrics associated with the County's support of tourism-related activities.

As companies begin to move forward with expansions, qualities that make a community attractive to business investment are shifting from cost concerns to quality concerns. Infrastructure investments made by the County to revitalize areas of the community and position top sites for business growth can have a major impact on private capital investment and additional wealth creation. By making strategic investments, Hillsborough County is the beneficiary of increased job-generating projects that bring higher-than average wages and private capital investment to diversify the County's tax base.

Long-Term Prospects

We are committed to remaining financially strong by maintaining strong reserves, ensuring sustainable resources and services, investing in key infrastructure and community assets, and retaining and attracting a diverse and skilled workforce. By succeeding in this endeavor, we will create a prosperous community that is a great place to grow a family and to grow a business.

Sincerely,



Michael S. Merrill
County Administrator





Government Finance Officers Association

Certificate of
Achievement
for Excellence
in Financial
Reporting

Presented to

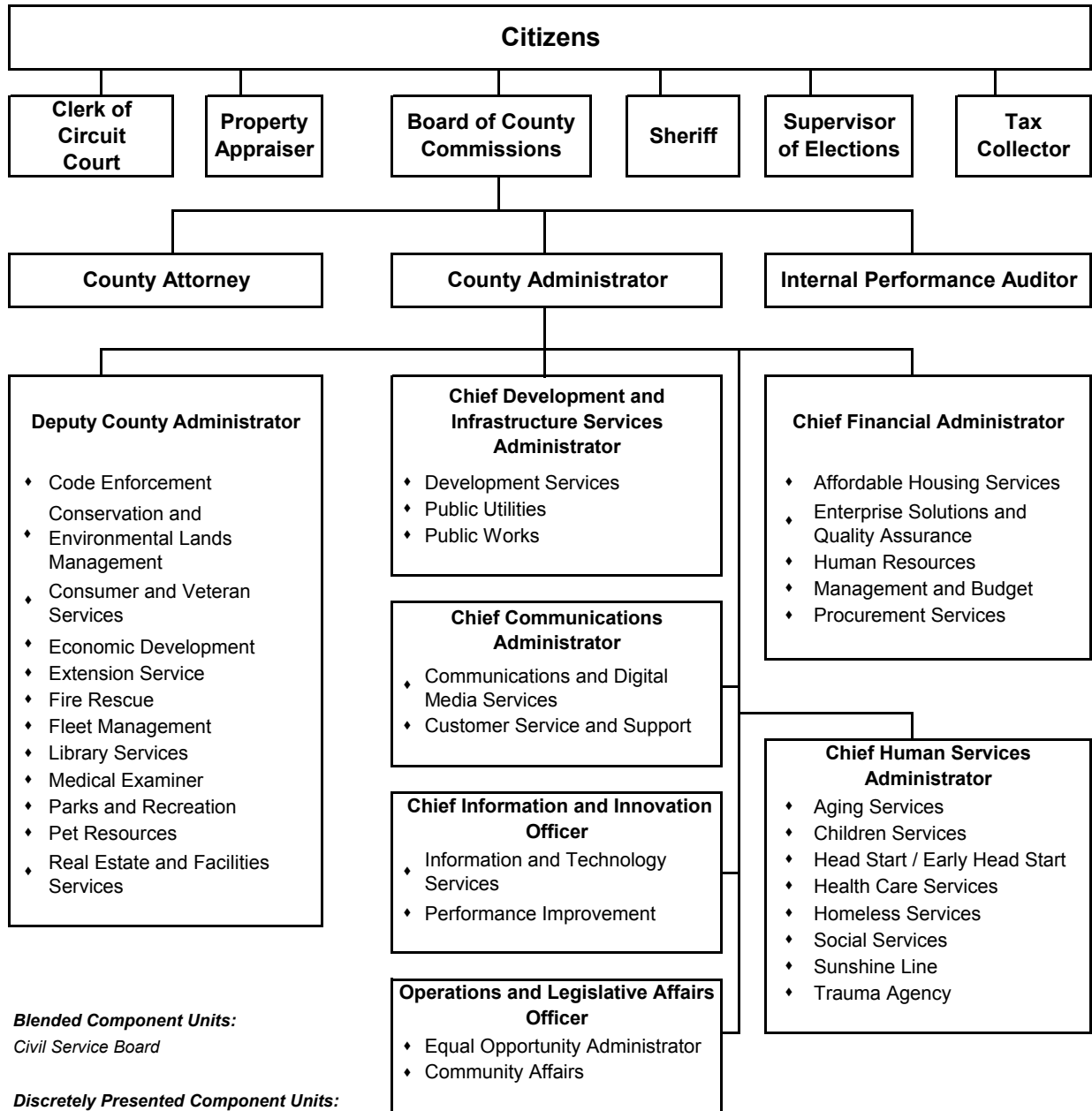
**Hillsborough County
Florida**

For its Comprehensive Annual
Financial Report
for the Fiscal Year Ended

September 30, 2014

Executive Director/CEO

Hillsborough County, Florida Organization Chart



Blended Component Units:

Civil Service Board

Discretely Presented Component Units:

Housing Finance Authority of Hillsborough County

Hillsborough County City-County Planning Commission

Note: Board of County Commissioners includes the Environmental Protection Commission since the County Commissioners also serve as the members of the Environmental Protection Commission.

FINANCIAL SECTION

State of the art facilities at Pet Resource Center



Although the shelter was built in 1990, many amazing new renovations and enhancements have been added in the past few years. One of the best veterinary facilities in public animal sheltering allows them to best serve the pets. There are inviting and customer friendly surroundings that include amazing cat condos and areas to observe or interact with potential pets. Come visit us.



Report of Independent Auditor

To the Board of County Commissioners of
Hillsborough County, Florida

Report on Financial Statements

We have audited the accompanying financial statements of the governmental activities, the business-type activities, the aggregate discretely presented component units, each major fund and the aggregate remaining fund information of Hillsborough County, Florida (the "County"), as of and for the year ended September 30, 2015, and the related notes to the financial statements, which collectively comprise the County's basic financial statements as listed in the table of contents.

Management's Responsibility for the Financial Statements

Management is responsible for the preparation and fair presentation of these financial statements in accordance with accounting principles generally accepted in the United States of America; this includes the design, implementation, and maintenance of internal control relevant to the preparation and fair presentation of financial statements that are free from material misstatement, whether due to fraud or error.

Auditor's Responsibility

Our responsibility is to express opinions on these financial statements based on our audit. We did not audit the financial statements of the Housing Finance Authority of Hillsborough County, a discretely presented component unit, which represents 96.1% of the assets, 100.0% of the net position and 34.2% of the revenues of the discretely presented component units. Those statements were audited by another auditor whose report has been furnished to us, and our opinion, insofar as it relates to the amounts included for The Housing Finance Authority of Hillsborough County, is based solely on the report of the other auditor. We conducted our audit in accordance with auditing standards generally accepted in the United States of America and the standards applicable to the financial audits contained in the *Government Auditing Standards*, issued by the Comptroller General of the United States. Those standards require that we plan and perform the audit to obtain reasonable assurance about whether the financial statements are free from material misstatement.

An audit involves performing procedures to obtain audit evidence about the amounts and disclosures in the financial statements. The procedures selected depend on the auditor's judgment, including the assessment of the risks of material misstatement of the financial statements, whether due to fraud or error. In making those risk assessments, the auditor considers internal control relevant to the entity's preparation and fair presentation of the financial statements in order to design audit procedures that are appropriate in the circumstances, but not for the purpose of expressing an opinion on the effectiveness of the entity's internal control. Accordingly, we express no such opinion. An audit also includes evaluating the appropriateness of accounting policies used and the reasonableness of significant accounting estimates made by management, as well as evaluating the overall presentation of the financial statements.

We believe that the audit evidence we have obtained is sufficient and appropriate to provide a basis for our audit opinion.

Opinion

In our opinion, based on our report and the report of the other auditor, the financial statements referred to above present fairly, in all material respects, the respective financial position of the governmental activities, the business-type activities, the aggregate discretely presented component units, each major fund and the aggregate remaining fund information of the County, as of September 30, 2015, and the respective changes in financial position, and, where applicable, cash flows thereof and the respective budgetary comparison information for the General, Countywide Special Purpose, Sales Tax Revenue, and County Transportation Funds, for the year then ended in accordance with accounting principles generally accepted in the United States of America.

Emphasis of Matters*Change in Accounting Principle*

As discussed in Note 8 to the financial statements, the County adopted the provisions of Governmental Accounting Standards Board ("GASB") Statement No. 68, *Accounting and Financial Reporting for Pensions – an Amendment of GASB Statement No. 27*, and GASB Statement No. 71, *Pension Transition for Contributions Made Subsequent to the Measurement Date – an Amendment of GASB Statement No. 68*, during the year ended September 30, 2015. Our opinions are not modified with respect to this matter.

Other Matters*Required Supplementary Information*

Accounting principles generally accepted in the United States of America require that the management's discussion and analysis, infrastructure condition and maintenance data, schedule of funding progress for postemployment benefits other than pensions, schedule of Hillsborough County's proportionate share of the Florida Retirement System net pension liabilities for the pension plan and health insurance subsidy program, and the schedule of contributions Florida Retirement System pension plan and health insurance subsidy program, as listed in the table of contents, be presented to supplement the basic financial statements. Such information, although not a part of the basic financial statements, is required by the GASB, who considers it to be an essential part of financial reporting for placing the basic financial statements in an appropriate operational, economic, or historical context. We have applied certain limited procedures to the required supplementary information in accordance with auditing standards generally accepted in the United States of America, which consisted of inquiries of management about the methods of preparing the information and comparing the information for consistency with management's responses to our inquiries, the basic financial statements, and other knowledge we obtained during our audit of the basic financial statements. We do not express an opinion or provide any assurance on the information because the limited procedures do not provide us with sufficient evidence to express an opinion or provide any assurance.

Other Information

Our audit was conducted for the purpose of forming opinions on the financial statements that collectively comprise the County's basic financial statements as a whole. The introductory section, combining and individual fund statements and schedules, statistical section, and the schedule of receipts and expenditures related to the deep water horizon oil spill as listed in the table of contents, are presented for purposes of additional analysis and are not a required part of the basic financial statements.

The combining and individual fund statements and schedules and the schedule of receipts and expenditures related to the deep water horizon oil spill are the responsibility of management and were derived from and relate directly to the underlying accounting and other records used to prepare the basic financial statements. Such information has been subjected to the auditing procedures applied in the audit of the basic financial statements and certain additional procedures, including comparing and reconciling such information directly to the underlying accounting and other records used to prepare the basic financial statements or to the basic financial statements themselves, and other additional procedures in accordance with auditing standards generally accepted in the United States of America. In our opinion, the combining and individual fund statements and schedules and the schedule of receipts and expenditures related to the deep water horizon oil spill are fairly stated, in all material respects, in relation to the basic financial statements as a whole.

The introductory and statistical sections have not been subjected to the auditing procedures applied in the audit of the basic financial statements and, accordingly, we do not express an opinion or provide any assurance on them.

Other Reporting Required by *Government Auditing Standards*

In accordance with *Government Auditing Standards*, we have also issued our report dated June 7, 2016, on our consideration of the County's internal control over financial reporting and on our tests of its compliance with certain provisions of laws, regulations, contracts, and grant agreements and other matters. The purpose of that report is to describe the scope of our testing of internal control over financial reporting and compliance and the results of that testing, and not to provide an opinion on internal control over financial reporting or on compliance. That report is an integral part of an audit performed in accordance with *Government Auditing Standards* in considering the County's internal control over financial reporting and compliance.

A handwritten signature in black ink that reads "Cherry Bekant LLP". The signature is written in a cursive, flowing style.

Tampa, Florida
June 7, 2016



Management's Discussion and Analysis

Our discussion and analysis provides an overview of the financial activities of Hillsborough County, Florida (the County) for the fiscal year ended September 30, 2015 using the reporting model required by Governmental Accounting Standards Board (GASB) Statement No. 34. The reporting model is described in the following narrative as well as in the Notes to the Financial Statements. We encourage reading this narrative with the transmittal letters starting on the first page of this document.

Financial Highlights

- At September 30, 2015, the County's net position was approximately \$8.575 billion. Net position is defined as "assets and deferred outflows of resources" less "liabilities and deferred inflows of resources." Of this amount, \$7.479 billion was the net investment in capital assets, and \$514 million were restricted by law, grant agreements, debt covenants, or for capital projects. As a result, \$582 million of unrestricted net position was available at year-end to meet the County's ongoing obligations to residents, creditors, and enterprise fund customers. This amount represents a \$527 million decrease from the prior year's unrestricted net position of \$1.109 billion before restatement. This large decrease is explained below.
- During fiscal year 2015, the County implemented GASB Statement No. 68, *Accounting and Financial Reporting for Pensions an amendment of GASB Statement No. 27* and Statement No. 71, *Pension Transition for Contributions Made Subsequent to the Measurement Date—an Amendment of GASB Statement No. 68*. These statements required the County to record its proportionate share of the long-term liability associated with participating in the Florida Retirement System as well as related deferred outflows and inflows of resources. The implementation of these new accounting standards resulted in a prior period adjustment that reduced beginning net position by \$535 million. At September 30, 2015, net position was \$497.9 million lower than it would have been if GASB Statement No. 68 and 71 had not been required. See Note 8, *Employee Retirement Plans*, for more information.
- During the year, the County's net position increased \$242.8 million. Of this amount, governmental activities were responsible the increase in net position of approximately \$171.0 million, and business-type activities were responsible for an increase in net position of approximately \$71.8 million.
- The total net investment in capital assets increased \$209.2 million or 2.9% from the prior year.
- At September 30, 2015, the General Fund's fund balance was \$279.1 million, representing an increase of \$28.9 million or 11.5% from the previous year. The County's governmental funds in total, reported a combined fund balance at year-end of \$954.9 million, an increase of \$63.7 million or 7.1% from the previous year.
- The County's Water Enterprise Fund had an increase in net position of \$69.2 million over the beginning balance (restated for the implementation of GASB Statements No. 68 and 71 on pensions) primarily due to: operating income of \$8.8 million, capital contributions of \$57.7 million; net interest revenues of \$3.1 million and a loss on asset disposals of \$0.5 million. The County's Solid Waste Enterprise Fund had a net increase in net position of \$3.7 million from the previous year primarily due to operating income of \$8.5 million, net interest expenses of \$5.6 million, a gain on disposal of capital assets of \$0.2 million and net nonoperating revenues of \$0.6 million.
- The County's total liabilities increased by \$0.174 billion, from the restated September 30, 2014 balance of approximately \$1.678 billion to the September 30, 2015 balance of \$1.851 billion. This change was primarily due to the following: The net pension liability rose \$165.0 million. New bond issues increased total liabilities by \$237.4 million. There were net reductions in notes payables of \$51.1 million. There were net reductions of bonds payables due to principal payments and bond issue premium amortization of \$158.1 million. Changes in current liabilities in the normal course of operations, was \$19.2 million.

More information on these financial highlights is found in the narrative that follows.

Overview of the Financial Statements

This comprehensive annual financial report consists of the Basic Financial Statements, which are high-level summary statements, as well as other statements and schedules with more detailed information. The tables and narratives that follow below provide an overview of the Basic Financial Statements and how they relate to other parts of this report.

<p>Management's Discussion & Analysis</p> <p>Basic Financial Statement</p> <p>a. Government-wide Financial Statements and Fund Financial Statements</p> <p>b. Notes to the Financial Statements</p> <p>Required Supplementary Information</p> <p>a. Infrastructure Condition and Maintenance Data</p> <p>b. Funding Progress for Postemployment Benefits Other Than Pensions (OPEB)</p> <p>c. Schedule of Hillsborough County's Proportionate Share of the Florida Retirement System Net Pension Liabilities for the Pension Plan and Health Insurance Subsidy Program</p> <p>d. Schedule of Contributions Florida Retirement System Pension Plan and Health Insurance Subsidy Program</p>

Description of Government-wide and Fund Financial Statements				
	Government-wide	Fund Financial Statements		
	Financial Statements	Governmental Funds	Proprietary Funds	Fiduciary Funds
Scope	Entire County except for Fiduciary Funds	Activities that are not Proprietary or Fiduciary	Activities operated similar to private businesses	Assets held on behalf of other entities
Financial Statements	<ul style="list-style-type: none"> Statement of Net Position Statement of Activities 	<ul style="list-style-type: none"> Balance Sheet Statement of Revenues, Expenditures, and Changes in Fund Balances Statement of Revenues, Expenditures, and Changes in Fund Balances -- Budget and Actual 	<ul style="list-style-type: none"> Balance Sheet Statement of Net Position Statement of Revenues, Expenses, and Changes in Net Position Statement of Cash Flows 	<ul style="list-style-type: none"> Statement of Fiduciary Assets and Liabilities - Agency Funds
Basis of Accounting Timing of when revenues expenses or expenditures are recognized	<p>Accrual accounting</p> <p><i>Revenues are recorded when earned.</i></p> <p><i>Expenses are recorded when the liabilities are incurred.</i></p>	<p>Modified accrual accounting</p> <p>Revenues recorded when measurable and available.</p> <p><i>Expenditures recognized when incurred with certain exceptions.</i></p>	<p>Accrual accounting</p> <p>Revenues are recorded when earned.</p> <p>Expenses are recorded when the liabilities are incurred.</p>	<p>Accrual accounting</p> <p>Increases or decreases in assets and liabilities are recorded when incurred.</p>
Measurement Focus Types of resources being measured	<p>Economic resources:</p> <p>All assets and deferred outflows of resources less all liabilities and deferred inflows of resources</p>	<p>Financial resources:</p> <p>Current assets and deferred outflows of resources less current liabilities and deferred inflows of resources</p>	<p>Economic resources:</p> <p>All assets and deferred outflows of resources less all liabilities and deferred inflows of resources</p>	<p><i>Not applicable</i></p>

Government-wide financial statements The government-wide financial statements provide an overview of the County's financial position using the accrual basis of accounting, which is similar to the accounting used by private-sector businesses. The Statement of Net Position presents information on the assets, deferred outflows of resources, liabilities and deferred inflows of the County as a whole. Assets and deferred outflows of resources less both liabilities and deferred inflows of resources are reported as net position. Changes in net position serves as an indicator of whether the financial position of the County is improving or deteriorating. The Statement of Activities presents information showing how the County's net position changed during the fiscal year. Changes in net position are reported as soon as the underlying economic transactions occur, regardless of when cash is received or paid. Therefore, some of the revenues or expenses reported in the Statement of Activities will have cash flows in future fiscal periods. For example, certain sales taxes are shown as revenues although cash receipts will be received in the following fiscal year. An increase in unused vacation leave is recorded as an expense even though related cash outflows will occur in the future.

The government-wide financial statements show a distinction between *governmental activities*—activities that are supported primarily by taxes and intergovernmental revenues versus *business-type activities*—activities that are supported by the recovery of all or most of their costs through user fees and charges. The governmental activities of the County include general government, public safety, physical environment, transportation, economic environment, human services, and culture and recreation functions. The business-type activities of the County are the Water Enterprise and Solid Waste Enterprise operations.

The government-wide financial statements include not only the County (known as the *primary government*), but also the legally separate entities for which the County is financially accountable (known as *component units*). The Housing Finance Authority of Hillsborough County and Hillsborough County City-County Planning Commission are the only discretely presented component units of the County. The financial activities of these component units are reported separately from the financial information of the primary government. Separate financial statements are not prepared for the Hillsborough County City-County Planning Commission, but financial and other information including budget and actual comparisons are available. For more information, see Note 1.A. *Financial Reporting Entity*, in the *Notes to the Financial Statements* portion of the *Basic Financial Statements*. The Hillsborough County Civil Service Board, although also legally separate, is included as a part of the primary government because it is fiscally dependent on the County and it provides services almost entirely to the primary government.

Fund financial statements A fund is a grouping of related accounts that is used to maintain control over resources that have been segregated for specific activities or objectives. The County uses fund accounting to demonstrate and ensure compliance with legal, legislative, contractual, and other finance-related provisions. All of the County's funds may be divided into three categories: governmental, proprietary, and fiduciary funds.

Governmental funds Most of the County's basic services are reported in governmental funds, which focus on how money or other spendable resources flow into and out of those funds and the level of balances remaining at year-end that are available for expenditure. These funds are reported using an accounting method called modified accrual accounting, which measures cash and all other financial assets that can be readily converted to cash. The governmental fund financial statements provide a detailed short-term view of the County's general governmental operations. Governmental fund information helps determine the extent to which financial resources are available for expenditure on County programs. Reconciliations of the differences between the government-wide and fund financial statements are provided immediately after the Balance Sheet - Governmental Funds and Statement of Revenues, Expenditures, and Changes in Fund Balances - Governmental Funds, respectively, in the Basic Financial Statements.

Funds that are significant in terms of revenues, expenditures, assets or liabilities are identified as *major* funds in the Basic Financial Statements. Budget and actual comparison statements are also presented in the Basic Financial Statements for the General Fund and each major special revenue fund with a legally adopted annual budget. The County's nonmajor funds, and budget and actual comparison schedules for any nonmajor governmental funds with annually appropriated budgets, are presented in the *Combining and Individual Fund Statements and Schedules* section.

Proprietary funds The County uses Enterprise and Internal Service proprietary funds. Enterprise funds are used to report the same functions presented as business-type activities in the government-wide financial statements. The County uses enterprise funds to account for its Water Enterprise and Solid Waste Enterprise operations. Both of these operations are considered to be major proprietary funds of the County. Internal service funds are used to accumulate and allocate costs internally among the County's other functions. The County uses internal service funds to account for self-insurance, fleet management, and the Sheriff's risk management programs. These programs are included within governmental activities in the government-wide financial statements because they predominantly benefit governmental rather than business-type functions.

The three internal service funds are combined into a single presentation in the proprietary fund financial statements. Information on individual internal service funds is provided in the Combining and Individual Fund Statements and Schedules section of this report. The proprietary fund financial statements are found in the Basic Financial Statements.

Fiduciary funds Fiduciary funds are used to account for resources held for the benefit of parties outside the government. Agency funds are the only type of fiduciary fund used by the County. The amounts in these agency funds are not included in the government-wide financial statements because the resources of these funds are not available to support the County's own programs. However, the Statement of Fiduciary Assets and Liabilities—Agency Funds in the Basic Financial Statements is provided for information on the agency funds. In addition, the individual agency funds are presented in the Combining and Individual Fund Statements and Schedules section.

Notes to the financial statements The notes provide additional information for a more complete understanding of the information in the government-wide and fund financial statements.

Other information In addition to the Basic Financial Statements and accompanying notes, this report also presents *Infrastructure Condition and Maintenance Data*, *Schedule of Funding Progress for Postemployment Benefits Other Than Pensions (OPEB)*, *Schedule of Hillsborough County's Proportionate Share of the Florida Retirement System Net Pension Liabilities for the Pension Plan and Health Insurance Subsidy Program*, and *Schedule of Contributions Florida Retirement System Pension Plan and Health Insurance Subsidy Program* located immediately after the *Notes to the Financial Statements*. In addition, the *Statistical Section* is located at the end of this report. The combining statements for the nonmajor funds, internal service funds, and agency funds, as well as individual fund budget and actual comparison schedules are found in the *Combining and Individual Fund Statements and Schedules* section of this report. The Schedule of Receipts and Expenditures of Funds Related to the Deepwater Horizon Oil Spill is presented in *Other Supplementary Information*.

Government-wide Financial Analysis

Over time, *net position* may serve as the most useful indicator of a government's financial position. At September 30, 2015, the County's total net position, i.e. total assets and deferred outflows of resources less liabilities and deferred inflows of resources, was \$8.575 billion. As shown on the chart on this page, the County reported positive balances at September 30, 2015, in all three categories of net position for governmental activities, business-type activities, and the County as a whole.

A significant portion of the County's net position (87%) is identified as net investment in capital assets, which is capital assets such as land, buildings, equipment, and infrastructure, less related debt outstanding that was used to acquire or construct those assets. Since the County uses capital assets to provide services to its residents, the net position identified as "net investment in capital assets" is not available for future spending. In fact the payment of maintenance and debt service costs on those capital assets will themselves require governmental resources. Another portion of the County's net position is restricted net position, which is assets plus deferred outflows of resources less liabilities and less deferred inflows of resources subject to external constraints such as from debt covenants, grantors, laws or regulations, or restrictions through enabling legislation. Unrestricted net position (or total assets plus deferred outflows of resources less total liabilities less deferred inflows of resources less restricted net position) represents net position available to meet the County's ongoing obligations to residents, creditors, and enterprise fund customers. Significant changes between years are described later.

**Hillsborough County, Florida
Net Position**

<i>in thousands</i>	Governmental Activities		Business-Type Activities		Total Primary Government	
	2015	2014 (Restated)	2015	2014 (Restated)	2015	2014 (Restated)
	Current and other assets	\$ 1,399,827	1,361,962	669,978	671,193	2,069,805
Capital assets	7,157,148	7,035,386	1,215,476	1,170,109	8,372,624	8,205,495
Total assets	<u>8,556,975</u>	<u>8,397,348</u>	<u>1,885,454</u>	<u>1,841,302</u>	<u>10,442,429</u>	<u>10,238,650</u>
Deferred outflows of resources	95,547	52,909	6,997	2,751	102,544	55,660
Current liabilities	363,739	432,823	71,713	85,518	435,452	518,341
Long-term liabilities	1,056,315	797,917	359,705	361,453	1,416,020	1,159,370
Total liabilities	<u>1,420,054</u>	<u>1,230,740</u>	<u>431,418</u>	<u>446,971</u>	<u>1,851,472</u>	<u>1,677,711</u>
Deferred inflows of resources	112,601	270,628	5,730	13,597	118,331	284,225
Net position:						
Net investment in						
capital assets	6,589,877	6,413,436	889,356	856,586	7,479,233	7,270,022
Restricted	429,696	399,668	84,498	89,624	514,194	489,292
Unrestricted	100,294	135,785	481,449	437,275	581,743	573,060
Total Net Position	<u>\$ 7,119,867</u>	<u>6,948,889</u>	<u>1,455,303</u>	<u>1,383,485</u>	<u>8,575,170</u>	<u>8,332,374</u>

There was a restatement of beginning net position during fiscal year 2015. At October 1, 2014, there was a \$535.5 million reduction in net position of the Primary Government caused by the implementation of GASB Statement No. 68, *Accounting and Financial Reporting for Pensions, an amendment of GASB Statement No. 27* and GASB Statement No. 71 *Pension Transition for Contributions Made Subsequent to the Measurement Date--an amendment of GASB Statement No. 68*. With a few exceptions, County employees working in regularly established positions are members of the Florida Retirement System (FRS), a multiple-employer cost sharing public retirement system. GASB Statements No. 68 and 71 required the County to report its share of the Florida Retirement System's net pension liability, deferred outflows and inflows of resources on the County's Statement of Net Position as well as its share of the FRS's pension expense (benefit) on the County's Statement of Activities

Governmental activities There was a \$171.0 million increase in the County's net position represented by governmental activities. The growth in net position from governmental activities represented 70% of the County's total growth in net position of \$242.8 million. Governmental revenues rose \$110.0 million from the prior year without considering the special item, which was a loss. Expenses fell \$24.7 million compared to the prior year. The chart on the following page describes changes in net position between the current and prior fiscal years. Key net position changes during fiscal year 2015 are described below. Expense variance explanations are provided on the next few pages.

Governmental Activities

- **Charges for services** increased \$11.8 million or 5.6% primarily due to the following: There was a \$5.4 million increase in residential impact fee revenues. There was a \$3.4 million increase in code violation and traffic light cameras. There was a \$1.7 million increase in fees earned by the Tax Collector associated with collecting taxes.
- **Operating grants and contributions** declined by \$14.6 million or 15.4%. This decline in operating grant and contributions revenue was primarily concentrated in the following areas: Human Services fell \$4.8 million,

Economic Environment fell \$4.0 million, Public Safety fell \$3.2 million (Sheriff's Child Protective Services Grant received \$2.9 million less), Transportation fell \$1.6 million, and Culture and Recreation fell \$1.1 million. These changes reflect shifting priorities at federal, state and local granting agencies.

- **Capital grants and contributions** increased \$13.7 million or 19.6% primarily due to a \$24.8 million increase in infrastructure contributions from real estate developers. Total infrastructure contributions for fiscal year 2015 were \$77.3 million, representing long-term investments by real estate development companies. This increase was partially offset by a reduction in capital grant revenues especially in the transportation function.

Hillsborough County, Florida Changes in Net Position

in thousands	Governmental Activities		Business-type Activities		Total Primary Government	
	2014		2014		2014	
	2015	(Restated)	2015	(Restated)	2015	(Restated)
Revenues:						
Program revenues:						
Charges for service	\$ 221,136	209,362	310,497	309,444	531,633	518,806
Operating grants and contributions	79,853	94,436	-	-	79,853	94,436
Capital grants and contributions	83,774	70,056	57,663	32,019	141,437	102,075
Restricted investment earnings	-	-	9,165	6,325	9,165	6,325
General revenues:						
Property taxes	594,937	556,249	-	-	594,937	556,249
Sales taxes, state shared revenue	427,096	395,442	-	-	427,096	395,442
Other Taxes	52,496	49,810	-	-	52,496	49,810
Investment earnings	9,218	3,708	-	-	9,218	3,708
Gain (loss) - sales of capital assets	1,044	1,929	234	149	1,278	2,078
Other revenues	37,538	16,138	4,793	3,237	42,331	19,375
Total revenues	1,507,092	1,397,130	382,352	351,174	1,889,444	1,748,304
Expenses						
General government	343,625	352,645	--	--	343,625	352,645
Public safety	546,182	520,563	--	--	546,182	520,563
Physical environment	29,627	29,923	--	--	29,627	29,923
Transportation	84,476	90,240	--	--	84,476	90,240
Economic environment	52,508	52,949	--	--	52,508	52,949
Human services	214,842	202,978	--	--	214,842	202,978
Culture and recreation	79,726	80,080	--	--	79,726	80,080
Pension expense (benefit)	(35,943)	--	--	--	(35,943)	-
Interest on long-term debt	12,066	22,394	--	--	12,066	22,394
Water Resource Services System	--	--	210,861	203,155	210,861	203,155
Solid Waste Resource Recovery	--	--	99,673	98,197	99,673	98,197
Total Expenses	1,327,109	1,351,772	310,534	301,352	1,637,643	1,653,124
Special item--loss on defeased debt	(9,005)	-	-	-	(9,005)	-
Changes in net position	170,978	45,358	71,818	49,822	242,796	95,180
Net position, beginning of year, as previously reported	6,948,889	7,408,655	1,383,485	1,364,025	8,332,374	8,772,680
Adjustments to beginning balance	-	(505,124)	-	(30,362)	-	(535,486)
Net position, beginning of year, as restated	6,948,889	6,903,531	1,383,485	1,333,663	8,332,374	8,237,194
Net position, end of year	\$ 7,119,867	6,948,889	1,455,303	1,383,485	8,575,170	8,332,374

- **Property tax revenues** increased \$38.7 million or 7.0% due to a \$5.17 billion or 8.5% increase in the taxable assessed value of real property in Hillsborough County for 2014. The change in assessed values of real estate in fiscal year 2014 affected property tax revenues in fiscal year 2015 because there is a lag from the time of assessment to the time taxes are due. This increase for fiscal year 2014 was the result of real property market values rising \$4.1 billion, offset by property tax exemptions rising only \$0.24 billion (since market values less exemptions equal assessed values).

- **Sales tax revenues and state shared revenues**, as a combined category, increased \$31.7 million or 8.0% from the prior year. Most of these revenues increased due to higher retail sales caused by improved economic conditions. The discretionary sales surtax for the healthcare of low-income residents increased \$7.3 million. The Community Investment Tax, a discretionary sales surtax for infrastructure capital projects, increased \$7.3 million. The local government half-cent sales tax, a state shared revenue, increased \$6.7 million. Fuel taxes increased \$2.2 million. Other state shared revenues rose by \$8.2 million.
- **Other taxes** increased \$2.7 million or 5.4% primarily due a \$3.3 million increase in tourist development taxes from the greater use of hotels during the year as a result of a stronger economy. This gain was partly offset by a \$0.9 million decline in Communications Services Tax revenues.
- **Investment earnings**, which is the sum of actual interest and changes in the fair value of the investment portfolio, rose \$5.5 million or 149% from the previous year. The overall investment portfolio earnings rate rose from 0.44% for fiscal year 2014 to 0.73% for fiscal year 2015. The benchmark interest rate for fiscal year 2015 was 0.47% (a weighted average of the Merrill Lynch 3-month US Treasury Bill Index rate and 1-3 Year US Treasury Note Index rate).
- **Other revenues** increased \$21.4 million or 133% primarily because the County received \$22.78 million as lawsuit proceeds related to the Deepwater Horizon oil spill.
- **General government** expenses decreased \$9.0 million or 2.6% primarily due to the following: There was a \$38.6 million reduction in the Countywide Special Purpose Fund primarily due to the payment of impact fee revenues to the Hillsborough County School Board for the construction of the Dr. Jack R. Lamb Elementary School during fiscal year 2014 that was not repeated. This large decrease was offset by a variety of smaller increases such as the following: There was an \$8.7 million increase in the General Fund due to increases in information technology, custodial and maintenance, operating supplies and payroll costs. There was an \$8.1 million increase in combined payments to the Hillsborough County School Board, the cities of Tampa, Temple Terrace and Plant City, and the Tampa Sports Authority. There was a \$12.4 million increase in costs due to the elimination of intra-organization internal service fund transactions.
- **Public safety** expenses increased \$25.6 million or 4.9% primarily due to the following: The unincorporated area portion of the General Fund had a \$6.3 million increase due to increased Fire Rescue Department expenditures as well as increased fleet vehicle rentals and higher payroll costs. The Sheriff's General Fund and special revenue funds had a combined \$5.7 million increase due to the increases in total employees by 35 and a significant construction costs for a new building. Depreciation expense increased \$13.3 million due to higher depreciable assets and a higher proportion of depreciation allocated to public safety expenditures.
- **Physical environment** expenses decreased \$0.3 million or 1.0%, which was a minimal change from the prior year.
- **Transportation** expenses decreased \$5.8 million or 6.4% due to items such as the following: There was a \$21.5 million decrease in expenses due to a decrease in infrastructure disposals compared to the prior year. This decrease was partly offset by the following increases: There was an \$8.3 million increase in infrastructure preservation costs that are expensed on the Statement of Activities under the modified approach for recording infrastructure assets. There was a \$5.4 million increase associated with capitalization of expenses. There was a \$2.2 million increase in transportation expenses originating from the General Fund due to higher repair and maintenance, travel and per diem and personnel costs associated with the road and street facilities function.
- **Economic environment** expenses decreased \$0.4 million or 0.8%, which was a minimal change from the prior year.

- **Human services** expenses rose \$11.9 million or 5.8% primarily due to the following: There was a \$13.2 million increase in Countywide Special Purpose Fund due to a \$14.4 million increase in medical costs most of which were in the Hillsborough Healthcare Plan for low income residents, a \$0.6 million increase in payroll costs, partly offset by a \$1.7 million reduction in operating expenses. These increases were partly offset by a \$2.2 million reduction in grant-funded expenses associated with public assistance programs, the Low-Income Home Energy Assistance program, aging services and other human services programs.
- **Culture and recreation** expenses decreased \$0.4 million or 0.4%, which was a minimal change from the prior year.
- **Pension “benefit”** of \$35.9 million was reported separately rather than included in the applicable programs due its magnitude. This “benefit” is like a “negative” expense and represents the actuarially determined amount allocated by the Florida Retirement System during fiscal year 2015.
- **Interest on long-term debt** declined \$10.3 million due to the defeasance of the 2007 CIT Bonds. Interest expense was reduced \$9.0 million because the refunding loss from this defeasance was set up as deferred outflows of resources with a corresponding reduction in interest expense.
- A **Special item—loss from defeased debt** of \$9.0 million was incurred when the County legally defeased \$103,745,000 of outstanding 2007 Community Investment Tax Revenue Bonds using proceeds from the issuance of 2015 Community Investment Tax Revenue Refunding Bonds and available cash. Proceeds and available cash of \$114,734,000 were deposited in an irrevocable trust fund to pay future debt service on the 2007 Community Investment Tax Revenue Bonds that were refunded. Although there was a loss for accounting purposes, there was an economic gain on this transaction because the present value of the principal and interest avoided exceeded the amount placed in escrow for the bonds.

Business-type activities

The **Water Enterprise** provides potable water as well as the collection, treatment, and environmentally safe disposal of wastewater for the County’s unincorporated area residents. The Water Enterprise’s principal assets consist of four water and eight wastewater treatment plants. Water program revenues rose \$31.6 million or 13.0% from the previous year primarily due to three factors: charges for services rose \$3.8 million, capital contributions from developers and others rose \$25.6 million, and interest revenue rose \$2.1 million. Water program expenses rose by \$7.7 million primarily due to increases in personnel costs, repair and maintenance, interest expense and the elimination of intra-organization internal service fund transactions.

The **Solid Waste Enterprise** primarily provides solid waste collection and disposal services to the County’s unincorporated area residents and businesses. The Solid Waste System’s principal assets include a waste-to-energy plant, a 1,500-acre sanitary landfill, and neighborhood refuse collection sites. The Solid Waste Enterprise’s program revenues were down \$2.8 million or 2.78% compared to the prior year due to an increase in charges for services in fiscal year 2014 when “Automated Residential and Recycling Collection Service Program” was started. Solid Waste program expenses were up \$1.4 million primarily due to an increase in employee services due to the additional positions.

Fund Financial Analysis

The County uses fund accounting to demonstrate and ensure compliance with legal, legislative, contractual, and other finance-related provisions.

Governmental funds The focus of the County’s governmental funds is to provide information on near-term inflows, outflows, and balances of spendable resources. This information is useful in determining the County’s financial resources. Unreserved fund balance at year-end is a good measure of a government’s net resources available for expenditure.

At September 30, 2015, the County’s governmental funds reported combined ending fund balances of \$954.9 million, an increase of \$63.7 million from the previous year. This increase was the result of a combination of changes in fund balances such as the following:

The fund balance of the Public Safety Operations Complex (PSOC) Capital Projects Fund increased \$47.7 million due to bond proceeds of \$81.7 million less capital outlay of \$22.2 million on this project less transfers out of \$11.5 million. The fund balance of the General Fund increased \$28.9 million primarily due to Deepwater Horizon oil spill lawsuit proceeds of \$22.8 million, increased ad valorem property tax revenues of \$7.4 million as well as a variety of smaller factors. The fund balance of the Countywide Special Purpose Special Revenue Fund increased \$15.9 million primarily due to lower expenditures. The fund balance of the Countywide Capital Projects Fund fell \$13.7 million primarily due to higher capital outlays for capital projects of \$16.7 million. The fund balance of the Infrastructure Surtax Projects Special Revenue Fund fell \$19.6 million primarily due to a \$12.3 million reduction in total expenditures as well as a \$9.9 million reduction in net transfers out.

About \$277.8 million or 29.1% of ending combined fund balances, consisted of unassigned fund balances, which are available for spending at the government's discretion. The remainder of the funding is categorized as nonspendable, restricted, or committed in accordance with the GASB Statement No. 54. See Note 13 for more information.

Proprietary funds The proprietary funds provide the same type of information found in the government-wide financial statements, but in more detail.

The Water Enterprise Fund's charges for services revenues were \$209.5 million. This was a \$3.8 million or 1.8% increase from fiscal year 2014. These revenues were essentially unchanged from the prior year. At September 30, 2015, unrestricted net position of the Water Enterprise Fund was \$398.2 million, an increase of \$8.2 million from the prior year.

The Solid Waste Enterprise Fund's charges for services revenues were \$100.9 million. This was a \$2.8 million or 2.7% decrease from fiscal year 2014. The revenue decrease was primarily due to a reduction in tipping fee and recycling revenues. At September 30, 2015, unrestricted net position of the Solid Waste Enterprise Fund was \$83.8 million, an increase of \$6.9 million over the prior year. See previous section on *business-type activities* for more information.

General Fund Budgetary Highlights

Budget and actual comparison statements are provided in the *Basic Financial Statements* for the General Fund and all major special revenue funds with legally adopted annually appropriated budgets. Budget and actual comparison schedules are also provided in the *Combining and Individual Fund Statements and Schedules* section for all nonmajor funds with legally adopted annually appropriated budgets. The budget and actual comparison statements and schedules show the original adopted budget, the final revised budget, and actual results.

Since the constitutional officers are considered a part of the Hillsborough County Primary Government, the General Fund includes the general operating funds of the Sheriff, Tax Collector, Property Appraiser, Supervisor of Elections, and Clerk of Circuit Court. During fiscal year 2015, total General Fund expenditures were \$34.6 million higher than the previous year, and \$48.8 million lower than the final budget due to a significantly higher level of revenues and expenditures budgeted compared to the prior year.

After the original budget is approved, it may be revised for a variety of reasons such as unforeseen circumstances, corrections of errors, new bond or loan proceeds, or new grant awards. During fiscal year 2015, supplemental appropriations to the Board of County Commissioners' budget, excluding component units, were approximately \$801.7 million or 19.6% of the original legally adopted budget. During fiscal year 2015, supplemental appropriations to the General Fund budget were approximately \$11.3 million on the budgetary basis. These supplemental appropriations were primarily for an increase in capital outlays, general government, and public safety expenditures.

Capital Assets and Debt Administration

Capital assets At the end of fiscal year 2015, the County's governmental activities had \$7.157 billion invested in a broad range of capital assets, including land, equipment, buildings, construction work in progress, and infrastructure. Infrastructure consists of roads, streets, bridges, sidewalks, stormwater systems, and related assets. See the following table for more information.

Hillsborough County, Florida
Capital Assets Net of Accumulated Depreciation at Year-End

<i>in thousands</i>	Governmental Activities		Business-type Activities		Total Primary Government	
	2015	2014	2015	2014	2015	2014
Primary Government:						
Land	\$ 559,817	543,794	43,132	42,204	602,949	585,998
Building	394,666	371,054	211,106	201,817	605,772	572,871
Building improvements	128,157	86,772	753,955	694,676	882,112	781,448
Equipment	89,184	88,004	23,857	26,633	113,041	114,637
Intangibles	7,381	19,258	7,283	7,382	14,664	26,640
Infrastructure	5,930,300	5,831,692	--	--	5,930,300	5,831,692
Construction in progress	47,643	94,812	176,143	197,397	223,786	292,209
Totals	<u>\$ 7,157,148</u>	<u>7,035,386</u>	<u>1,215,476</u>	<u>1,170,109</u>	<u>8,372,624</u>	<u>8,205,495</u>

Infrastructure is not depreciated since the County has an asset management system in place and has made a commitment to incur the maintenance expenses necessary to preserve (a) infrastructure assets at or above a condition of fair, on a scale from failed, poor, fair and good, to excellent, and (b) to preserve its paved roadway lane miles at or above a condition of 55 or more on the American Society for Testing and Materials (ASTM) pavement condition index from 0 to the highest level of 100. Both of these target condition levels were achieved with actual infrastructure condition at *fair or above* and paved roadway miles at *71.0*. The actual fiscal year 2015 maintenance expenditures for the preservation of infrastructure were \$80.1 million versus \$171.8 million estimated. Actual fiscal year 2015 maintenance expenditures were 6.7% higher than actual fiscal year 2014 expenditures. The County continued to meet infrastructure preservation goals for infrastructure including goals for paved roadway lane miles. See the *Infrastructure Condition and Maintenance Data* section in *Required Supplementary Information* section for more information. The \$121.8 million increase in net capital assets of governmental activities during fiscal year 2015 was attributed to the following:

- Land, rights-of-way, and infrastructure asset contributions received from real estate developers and others, as well as equipment donated to the County were responsible for \$81.8 million of the increase in capital assets.
- Capital outlay expenditures of \$144.6 million accounted for the largest part of the total increase in capital assets during the fiscal year. Although there were total capital outlay expenditures of \$144.6 million, only \$118.8 million of it resulted in capital asset additions because \$25.8 million of capital outlay costs were not capitalized as will be explained later. Total capital outlay expenditures of \$144.6 million consisted of: County transportation construction projects, \$33.2 million; Emergency Operations Center capital project, \$22.2 million; infrastructure capital projects, \$18.7 million; General Fund (Sheriff Law Enforcement) capital projects, \$15.6 million; countywide capital projects, \$10.2 million; unincorporated area capital projects, \$9.0 million; unincorporated area special purpose projects, \$7.6 million; intergovernmental grants, \$7.5 million; library construction, \$6.8 million; countywide special purpose projects, \$3.7 million; Tax Collector capital projects including a new software, \$3.5 million; environmentally sensitive lands acquisitions projects, \$2.0 million; General Fund (Countywide and Unincorporated Area), \$1.5 million; Clerk of Circuit Court projects, \$1.2 million; Clerk's public records modernization projects, \$0.6 million; remaining funds, \$1.3 million.
- The \$25.8 million capital outlay expenditures that did not lead to capital asset additions were for infrastructure preservation costs and library book. Infrastructure preservation costs, which totaled \$23.7 million, were not capitalized under the modified approach for infrastructure asset accounting. Library book purchases that did not meet the \$1,000 capitalization threshold, totaling \$2.1 million, were not capitalized. Both infrastructure preservation costs and library book purchases were treated as expenses in the Statement of Activities because they did not increase capital assets.
- Depreciation expense accounted for \$80.7 million of the reduction in capital assets. Infrastructure disposals accounted for \$6.5 million of the reduction. Non-infrastructure disposals and other write offs of capital assets during the year accounted for an additional \$9.2 million of the reduction.
- Net capital asset acquisitions by the internal service funds accounted for \$15.7 million of the increase.

The \$45.4 million increase in net capital assets of business-type activities during fiscal year 2015 was primarily attributed to additions of \$80.6 million and contributions from developers and others of \$33.3 million, offset by depreciation/amortization expense of \$66.7 million. See Note 6, *Capital Assets*, in the *Notes to the Financial Statements* for more information.

Long-term liabilities At September 30, 2015, the County had 21 bonded debt issues outstanding. These issues included \$63.9 million in general obligation bonds, \$543.5 million in non-ad valorem revenue bonds, and \$302.9 million in Enterprise Fund revenue bonds. The County’s short-term commercial paper note program is supported by a third-party letter of credit. At September 30, 2015, all \$65.1 million of these notes payable were classified as general government notes payable. There were no notes payable in the Enterprise Funds. See the chart of long-term liabilities outstanding at year-end on the following page.

The County follows GASB Statement No. 45, *Accounting and Financial Reporting by Employers for Postemployment Benefits Other Than Pensions*. This statement requires public sector employers to expense the cost of other (i.e. non-pension) postemployment benefits (OPEB) over the active service lives of their employees rather than using a “pay-as-you-go” basis. The net OPEB obligation is the net amount for which the County would be obligated. The net OPEB obligation is equivalent to the annual OPEB cost, which is the OPEB expense for the year on the accrual basis of accounting, less estimated retiree claims paid by the County. The County’s net OPEB obligation at September 30, 2015, was \$13.3 million.

Hillsborough County, Florida						
Outstanding Long-Term Liabilities, at Year-End						
<i>in thousands</i>	Governmental Activities		Business-type Activities		Total Primary Government	
	2014		2014		2014	
	2015	(Restated)	2015	(Restated)	2015	(Restated)
General obligation bonds, net *	\$ 63,862	66,192	--	--	63,862	66,192
Revenue bonds *	543,490	441,875	302,858	322,843	846,348	764,718
Notes payable	65,110	116,248	--	--	65,110	116,248
Compensated absences payable	58,388	58,200	4,173	4,818	62,561	63,018
Insurance claims payable **	35,115	34,839	--	--	35,115	34,839
Net pension liability^^	437,976	281,318	27,713	19,398	465,689	300,716
Net OPEB obligation	13,333	12,915	--	--	13,333	12,915
Other long-term debt	8,501	8,501	38,448	37,684	46,949	46,185
Totals	\$ 1,225,775	1,020,088	373,192	384,743	1,598,967	1,404,831

* Bonds are presented net of deferred losses on bond refundings, and unamortized bond discounts and premiums.

** The Hillsborough County Health Care Program for low-income residents had an "insurance claims payable, current" liability reported for claims incurred but not reported and reported but not paid, which is shown in the Statement of Net Position and Balance Sheet -- Governmental Funds. The liability of \$7,718,000 is not included in the chart above because it is not a long-term liability.

^^ The 2014 balances were restated to show the effect of implementing GASB Statements No. 68 and 71 on pensions.

The County has been assigned the highest possible credit ratings on its general creditworthiness by all three credit rating agencies. The County’s high credit ratings are a notable achievement since they generally lead to lower interest costs on debt issuances. The County’s debt obligations are issued and administered in a manner that helps achieve the highest possible credit rating while sustaining the long-term financial integrity of the County.

Credit ratings assigned to the County’s debt at September 30, 2015 by Moody’s Investors Service (Moody’s), Standard and Poor’s Ratings Services (S&P), and Fitch Ratings are shown on the following page:

Hillsborough County, Florida, Credit Ratings at September 30, 2015

Type of Debt Issue	Moody's	S&P	Fitch Ratings
General obligation bonds (i.e. general credit ratings)	Aaa	AAA	AAA
Revenue bonds supported by the County's share of the Community Investment Tax (CIT)	A1	AA	AA
Revenue bonds supported by a covenant to budget and appropriate legally available non-ad valorem revenue	Aa1	AA+	AA+
Revenue bonds supported by County's share of the Half-Cent Sales Tax from state of Florida	Aa2	AA+	AA+
Revenue bonds supported by Water and Wastewater System Enterprise System revenue	Aa1	AA+	AAA
Revenue bonds supported by Solid Waste Resource System Enterprise Fund	A1	A	A+
Revenue bonds supported by the County's 4th Cent Tourist Development Tax	A1	A+	AA-
Revenue bonds supported by the County's 5th Cent Tourist Development Tax	A2	A	AA-
Revenue bonds supported by the County's Court Surcharge Revenue	A1	AA+	A+
Commercial paper notes (rating includes letter of credit enhancement)	P-1	A-1	F1
Long-term credit ratings from highest to lowest investment grade: Aaa, Aa1, Aa2, Aa3, A1, A2, A3, Baa1, Baa2, Baa3 (Moody's) AAA, AA+, AA, AA-, A+, A, A-, BBB+, BBB, BBB- (S&P and Fitch)			
Short-term credit ratings from highest to lowest investment grade: P-1, P-2, P-3 (Moody's); A-1+, A-1, A-2, A-3 (S&P); F1+, F1, F2, F3 (Fitch)			

For more information on long-term liabilities see Note 7, *Long-Term Liabilities*, in the *Notes to the Financial Statements*.

Economic Factors

Local, national, and international economic factors influence the County's revenues in a variety of ways. Positive economic growth is correlated with increased revenues from property taxes, sales taxes, fuel taxes, charges for services, and state revenue sharing, as well as state and federal grants. Economic growth may be measured by a variety of indicators such as employment growth, employment diversity, the unemployment rate, new construction and assessed values, diversity of the property tax base, and Enterprise Fund revenue and net position growth.

- Ad valorem property taxes represented 39% of total revenues from governmental activities for fiscal year 2015. These revenues are based on assessed values (market value less exemptions). After reaching an all-time high of \$80.05 billion in fiscal year 2007, the assessed value of real estate in the County fell over several years to reach a low of \$53.57 billion in 2012, a decline of 33% from its peak. These declines in assessed values were due to a combination of lower market values and higher exemptions set by state law. Assessed values then rose to \$65.81 billion in 2015, a rise of 23% from its low, due to a strengthening real estate market.
- The fact that the ten largest property taxpayers in the County represent only 6.3% of the total ad valorem property tax levy indicates that the County has a diversified tax base. Hillsborough County's diversified property tax base should continue to provide a stabilizing effect on property tax revenues in the future.
- Sales-related taxes such as fuel taxes, discretionary sales surtaxes, communications services taxes, and state shared revenues represented 32% of total revenues from governmental activities for fiscal year 2015. Sales-related taxes and state shared revenues are linked to employment within the County. Hillsborough County's annual average unemployment rate in 2014 was 4.3%, compared to 7.0% in the prior year. The County's 2014 unemployment rate was 0.8 percentage points lower than both the Florida rate of 5.1% and the national rate of 5.1%.

- Hillsborough County also has a diversified employment base. The top 19 employers in the County employ only 19.2% of the total employees within the County. In addition, employment within the County is spread among a wide variety of categories including education, health, restaurants and entertainment, professional and business services, government, finance/insurance/real estate, construction, transportation, communications, wholesale/retail trade, and manufacturing. The County's diversified employment base provides a stabilizing effect on the County's sales-related revenues.

The economic factors described above show that the County's general, i.e. non-program, revenue of \$1.113 billion is well proportioned between property tax revenues of \$595 million and sales-related revenues of \$480 million. In addition, there is wide variety in the principal property tax taxpayers and employers in Hillsborough County both of which tend to stabilize County's revenues. More information on economic factors is provided in the *Statistical Section*.

To Obtain Further Information

This financial report was designed to provide an overview of the County's finances. If you have any questions concerning the Basic Financial Statements or other accounting information in this report, please contact the finance director or assistant finance director. If you have any questions concerning budgets, long-term financial planning, future debt issuances, or the management of County operations, please contact the county administrator. Contact information is shown below:

County Finance Department
County Center, 12th Floor
PO Box 1110
Tampa, Florida 33601-1110

Office of the County Administrator
County Center, 26th Floor
PO Box 1110
Tampa, Florida 33601-1110

HILLSBOROUGH COUNTY, FLORIDA

Statement of Net Position

September 30, 2015

(amounts in thousands)

	Primary Government			Component Units
	Governmental Activities	Business- Type Activities	Total	
ASSETS				
Current assets:				
Cash and cash equivalents	\$ 220,701	69,298	289,999	5,855
Investments	577,557	333,648	911,205	2,540
Accounts receivable, net	6,418	23,252	29,670	96
Accounts receivable, long-term, current portion	--	1,120	1,120	--
Interest receivable	1,539	888	2,427	19
Delinquent ad valorem taxes receivable	952	115	1,067	--
Due from other governmental units	20,885	--	20,885	712
Internal balances - due from (to)	(6,309)	994	(5,315) *	--
Inventories	1,499	2,411	3,910	--
Prepaid charges	3,151	1,055	4,206	25
Total unrestricted current assets	826,393	432,781	1,259,174	9,247
Restricted current assets:				
Cash and cash equivalents	95,301	18,250	113,551	787
Investments	344,475	87,866	432,341	4,440
Accounts receivable, net	4,762	119	4,881	--
Accounts receivable, long-term, current portion	--	4,462	4,462	--
Interest receivable	917	234	1,151	--
Delinquent ad valorem taxes receivable	96	--	96	--
Due from other governmental units	62,287	--	62,287	--
Internal balances - due from (to)	5,223	92	5,315 *	--
Inventories	4,297	--	4,297	--
Prepaid charges	169	--	169	--
Notes and loans receivable	54,391	--	54,391	--
Total restricted current assets	571,918	111,023	682,941	5,227
Total current assets	1,398,311	543,804	1,942,115	14,474
Noncurrent assets:				
Restricted noncurrent assets:				
Notes and loans receivable	--	--	--	3,573
Other assets	1,516	--	1,516	--
Total restricted noncurrent assets	1,516	--	1,516	3,573
Capital assets (net of accumulated depreciation):				
Land	559,817	43,132	602,949	--
Buildings	394,666	211,106	605,772	--
Building improvements	128,157	753,955	882,112	--
Equipment	89,184	23,857	113,041	--
Intangibles	7,381	7,283	14,664	--
Infrastructure	5,930,300	--	5,930,300	--
Construction in progress	47,643	176,143	223,786	--
Total capital assets, net	7,157,148	1,215,476	8,372,624	--
Accounts receivable, long-term	--	126,174	126,174	--
Total noncurrent assets	7,158,664	1,341,650	8,500,314	3,573
Total assets	\$ 8,556,975	1,885,454	10,442,429	18,047
DEFERRED OUTFLOWS OF RESOURCES				
Bond refunding losses	14,152	--	14,152	--
Hedging derivatives	--	--	--	70
Pensions	81,395	4,686	86,081	--
Purchase price in excess of book value	--	2,311	2,311	--
Total deferred outflows of resources	95,547	6,997	102,544	70

* Although the two "internal balances--due from (to)" accounts shown above net to zero in total, each individual line does not crossfoot due to GASB Statement No. 34's requirement that internal balances be eliminated in the primary government total column.

	Primary Government			Component Units
	Governmental Activities	Business- Type Activities	Total	
LIABILITIES				
Current liabilities:				
Accounts and contracts payable	\$ 19,852	16,454	36,306	169
Accrued Liabilities	28,876	1,867	30,743	112
Accrued interest payable	8,992	--	8,992	--
Due to other governmental units	1,907	--	1,907	--
Unearned revenues	6,163	18,440	24,603	--
Deposits held	294	--	294	--
Insurance claims payable, current	17,752	--	17,752	--
Notes payable, current	65,110	--	65,110	--
Compensated absences, current	57,110	3,720	60,830	575
Bonds payable, current	28,705	9,549	38,254	--
Other long-term debt, current	8,501	218	8,719	--
Total unrestricted current liabilities	<u>243,262</u>	<u>50,248</u>	<u>293,510</u>	<u>856</u>
Current liabilities payable from restricted assets:				
Accounts and contracts payable	41,751	5,350	47,101	--
Accrued Liabilities	3,339	--	3,339	--
Accrued interest payable	--	2,098	2,098	109
Due to other governmental units	18,036	--	18,036	--
Unearned revenues	57,351	32	57,383	--
Deposits held	--	13,985	13,985	--
Bonds payable, current	--	--	--	20
Total current liabilities payable from restricted assets	<u>120,477</u>	<u>21,465</u>	<u>141,942</u>	<u>129</u>
Total current liabilities	<u>363,739</u>	<u>71,713</u>	<u>435,452</u>	<u>985</u>
Noncurrent liabilities:				
Insurance claims payable	25,081	--	25,081	--
Compensated absences	1,278	453	1,731	--
Bonds payable, net	578,647	293,309	871,956	4,146
Net pension liability	437,976	27,713	465,689	--
Net OPEB obligation	13,333	--	13,333	--
Derivative instrument - hedging	--	--	--	70
Other long-term liabilities	--	38,230	38,230	--
Total noncurrent liabilities	<u>1,056,315</u>	<u>359,705</u>	<u>1,416,020</u>	<u>4,216</u>
Total liabilities	<u>1,420,054</u>	<u>431,418</u>	<u>1,851,472</u>	<u>5,201</u>
DEFERRED INFLOWS OF RESOURCES				
Pensions	112,601	5,730	118,331	--
Total deferred inflows of resources	<u>112,601</u>	<u>5,730</u>	<u>118,331</u>	<u>-</u>
NET POSITION				
Net investment in capital assets	6,589,877	889,356	7,479,233	--
Restricted for:				
Bond covenants, renewal and replacement	12,317	58,912	71,229	4,026
Debt Service	41,675	25,586	67,261	--
Grants and similar projects	24,973	--	24,973	--
Statute/ordinance enabled projects	306,113	--	306,113	--
Capital projects	34,061	--	34,061	--
Other purposes	10,557	--	10,557	--
Unrestricted	<u>100,294</u>	<u>481,449</u>	<u>581,743</u>	<u>8,890</u>
Total net position	<u>\$ 7,119,867</u>	<u>1,455,303</u>	<u>8,575,170</u>	<u>12,916</u>

The accompanying notes are an integral part of these financial statements.

HILLSBOROUGH COUNTY, FLORIDA
Statement of Activities
For the fiscal year ended September 30, 2015
(amounts in thousands)

Function/Programs	Program Revenues				Net (Expenses) Revenues and Changes in Net Position				
	Expenses	Charges for Services	Operating Grants and Contributions	Capital Grants, Contributions, and Restricted Interest		Primary Government			Component Units
				Grants / Contributions	Interest	Governmental Activities	Business-type Activities	Total	
Primary Government:									
Governmental Activities:									
General government	\$ 343,625	116,622	2,366	119	--	(224,518)	--	(224,518)	--
Public safety	546,182	39,555	8,782	1,116	--	(496,729)	--	(496,729)	--
Physical environment	29,627	29,675	3,664	6,736	--	10,448	--	10,448	--
Transportation	84,476	6,259	883	74,026	--	(3,308)	--	(3,308)	--
Economic environment	52,508	657	8,453	--	--	(43,398)	--	(43,398)	--
Human services	214,842	21,004	55,700	71	--	(138,067)	--	(138,067)	--
Culture and recreation	79,726	7,364	5	1,706	--	(70,651)	--	(70,651)	--
Pension expense (benefit)	(35,943)	--	--	--	--	35,943	--	35,943	--
Interest on long-term debt	12,066	--	--	--	--	(12,066)	--	(12,066)	--
Total governmental activities	<u>1,327,109</u>	<u>221,136</u>	<u>79,853</u>	<u>83,774</u>	<u>--</u>	<u>(942,346)</u>	<u>--</u>	<u>(942,346)</u>	<u>--</u>
Business-type Activities:									
Water Resource Services System	210,861	209,549	--	57,663	7,902	--	64,253	64,253	--
Solid Waste Resource Recovery	99,673	100,948	--	--	1,263	--	2,538	2,538	--
Total business-type activities	<u>310,534</u>	<u>310,497</u>	<u>--</u>	<u>57,663</u>	<u>9,165</u>	<u>--</u>	<u>66,791</u>	<u>66,791</u>	<u>--</u>
Total primary government	<u>\$1,637,643</u>	<u>531,633</u>	<u>79,853</u>	<u>141,437</u>	<u>9,165</u>	<u>(942,346)</u>	<u>66,791</u>	<u>(875,555)</u>	<u>--</u>
Component Units:									
Housing Finance Authority	1,177	666	400	--	297	--	--	--	186
Planning Commission	4,065	459	3,577	--	-	--	--	--	(29)
Total component units	<u>\$ 5,242</u>	<u>1,125</u>	<u>3,977</u>	<u>--</u>	<u>297</u>	<u>--</u>	<u>--</u>	<u>--</u>	<u>157</u>
General Revenues:									
Ad valorem property taxes						594,937	--	594,937	--
Fuel taxes						32,962	--	32,962	--
Discretionary sales taxes						226,410	--	226,410	--
Other taxes						52,496	--	52,496	--
Intergovernmental state shared revenues, unrestricted						167,724	--	167,724	--
Investment earnings						9,218	--	9,218	49
Gain (loss) on sales of capital assets						1,044	234	1,278	--
Miscellaneous						37,538	4,793	42,331	682
Special item--loss from defeased debt (Note 7)						(9,005)	--	(9,005)	--
Total general revenues						<u>1,113,324</u>	<u>5,027</u>	<u>1,118,351</u>	<u>731</u>
Change in net position						<u>170,978</u>	<u>71,818</u>	<u>242,796</u>	<u>888</u>
Net position - beginning of year, as previously reported						7,454,013	1,413,847	8,867,860	12,028
Restatement for implementation of GASB Statements No. 68 and 71						(505,124)	(30,362)	(535,486)	--
Net position - beginning of year, as restated						<u>6,948,889</u>	<u>1,383,485</u>	<u>8,332,374</u>	<u>12,028</u>
Net position - end of year						<u>\$ 7,119,867</u>	<u>1,455,303</u>	<u>8,575,170</u>	<u>12,916</u>

The accompanying notes are an integral part of these financial statements.

DESCRIPTIONS OF MAJOR FUNDS - GOVERNMENTAL ACTIVITIES

BOARD OF COUNTY COMMISSIONERS:

General Fund – To account for all financial resources of the general government except those required to be accounted for in other funds. The General Fund is subdivided into the following categories: Countywide, Unincorporated Area, Sheriff, Tax Collector, Property Appraiser, Supervisor of Elections, and Clerk of Circuit Court.

Countywide Special Purpose Revenue Fund – To account for special purpose revenues used to provide services for residents throughout the County. Examples include state revenue sharing, the discretionary sales surtax for indigent health care, the 911 emergency telephone system, pollution settlement and recovery, and state contraband forfeitures.

Sales Tax Revenue Fund – To account for the local government infrastructure discretionary sales surtax known as the Community Investment Tax, the local government half-cent sales tax distributed by the state of Florida which is transferred to other funds for various program expenditures; the 5% tourist development tax designated to promote tourism in the County; and the professional sports franchise sales tax revenues.

Intergovernmental Grants Fund – To account for federal, state, local government, or other grants for programs including aging services, children's services, social services, transportation, public assistance, housing, public safety, physical environment, and capital projects.

County Transportation Fund – To account for motor fuel taxes, state revenue sharing, and various grant funds designated to finance road and street construction, maintenance, and other transportation projects.

Local Housing Assistance Program Fund – To account for State Housing Initiatives Partnership (SHIP) program moneys received from the state of Florida. This program makes loans to low and moderate income persons, first time home buyers, builders and others for funding home purchases, new home construction, existing home renovation, and for the payment of matching funds needed to obtain grants.

Infrastructure Surtax Projects Fund – To account for use of the County's share of the voter-approved local government infrastructure discretionary sales surtax levied per Section 212.055, Florida Statutes. This sales tax, commonly known as the Community Investment Tax, may be used to purchase or construct equipment or infrastructure related to jails, criminal justice computer systems, fire stations, roads and traffic intersections, stormwater systems, parks, and libraries. This tax is shared with the Hillsborough County School Board, the Tampa Sports Authority, and the three municipalities located in the County.

DESCRIPTIONS OF MAJOR FUNDS - BUSINESS-TYPE ACTIVITIES

BOARD OF COUNTY COMMISSIONERS:

Water Enterprise Fund – To account for the operations of the Water Enterprise Fund, a division of the Public Utilities Department, which provides water and wastewater-related services in the unincorporated areas of the County. Water and wastewater fees are determined annually by rate studies and are set at levels to recover operating expenses, including debt service, in a manner similar to private business enterprises. Activities necessary to provide water and wastewater service are accounted for in this fund, including customer service, engineering, operations, and maintenance.

Solid Waste Enterprise Fund – To account for the operations of the Solid Waste Enterprise Fund, a division of the Public Utilities Department, which provides solid waste disposal services on a countywide basis. Refuse generated in the unincorporated areas of the County is collected by franchised and non-franchised collectors serving residential and commercial customers and by private companies serving their own customers. Refuse dumping fees are reviewed annually and are set at levels sufficient to recover operating and debt service expenses, and to also account for landfills owned and operated by the Solid Waste Fund as well as monitoring closed landfills.

HILLSBOROUGH COUNTY, FLORIDA

Balance Sheet Governmental Funds September 30, 2015 (amounts in thousands)

	MAJOR FUNDS			
	General	Countywide Special Purpose	Sales Tax Revenue	Inter- Governmental Grants
ASSETS				
Current assets:				
Cash and cash equivalents	\$ 123,129	32,932	7,697	1,364
Investments	201,891	158,556	37,060	6,565
Accounts receivable, net	6,039	4	--	3,286
Interest receivable	540	422	99	17
Delinquent ad valorem taxes receivable	945	--	--	--
Due from other funds	48,041	1,193	3,599	--
Due from other governmental units	1,256	20,548	35,224	8,869
Inventories	1,251	--	--	--
Prepaid charges	24	169	--	--
Notes and loans receivable	--	--	--	33,996
Other assets	--	--	--	1,516
Total assets	383,116	213,824	83,679	55,613
LIABILITIES				
Current liabilities:				
Accounts and contracts payable	9,479	27,979	150	4,185
Accrued liabilities	28,611	261	8	812
Due to other funds	56,397	1	3,575	144
Due to other governmental units	3,463	--	9,845	--
Unearned revenues	432	--	--	992
Deposits held	294	--	--	--
Insurance claims payable, current	--	7,718	--	--
Total liabilities	98,676	35,959	13,578	6,133
DEFERRED INFLOWS OF RESOURCES				
Unavailable revenues	5,354	--	--	35,513
Total deferred inflows of resources	5,354	--	--	35,513
FUND BALANCES				
Nonspendable				
Inventories and prepaid items	1,275	169	--	--
Restricted for:				
Bond covenants	--	--	--	--
Debt service	--	--	--	--
Grant programs and projects	--	--	--	13,967
Federal and state law	--	47,628	61,379	--
Impact fees	--	30,399	--	--
Hillsborough Health Care	--	92,479	--	--
Other purposes	--	173	--	--
Committed to:				
BOCC ordinance /other purposes	--	--	8,722	--
Assigned to:				
Capital projects	--	--	--	--
Major maintenance and repair projects	--	7,017	--	--
BOCC resolutions /other purposes	48	--	--	--
Unassigned	277,763	--	--	--
Total fund balances	279,086	177,865	70,101	13,967
Total liabilities, deferred inflows of resources and fund balances	\$ 383,116	213,824	83,679	55,613

Residential properties/land to be redeveloped and sold using funding from the federal Neighborhood Stabilization Program grant are reported as other assets in the Intergovernmental Grants Fund.

MAJOR FUNDS				
County Transportation	Local Housing Assistance	Infrastructure Surtax Projects	Other Governmental Funds	Total Governmental Funds
19,951	575	1,771	68,323	255,742
96,059	2,768	8,528	214,580	726,007
411	--	--	844	10,584
256	7	23	573	1,937
24	--	--	78	1,047
123	--	3,548	1,325	57,829
13,483	--	--	3,792	83,172
4,180	--	--	117	5,548
--	--	--	--	193
--	20,395	--	--	54,391
--	--	--	--	1,516
<u>134,487</u>	<u>23,745</u>	<u>13,870</u>	<u>289,632</u>	<u>1,197,966</u>
5,167	1,295	3,248	7,912	59,415
795	2	--	1,534	32,023
--	--	--	687	60,804
345	--	--	5,716	19,369
--	--	--	--	1,424
--	--	--	--	294
--	--	--	--	7,718
<u>6,307</u>	<u>1,297</u>	<u>3,248</u>	<u>15,849</u>	<u>181,047</u>
176	20,395	--	546	61,984
<u>176</u>	<u>20,395</u>	<u>--</u>	<u>546</u>	<u>61,984</u>
4,180	--	--	117	5,741
--	--	--	17,164	17,164
--	--	1,290	41,742	43,032
4,532	2,053	--	791	21,343
43,459	--	9,332	59,596	221,394
40,948	--	--	11,094	82,441
--	--	--	--	92,479
232	--	--	6,008	6,413
1,571	--	--	28,233	38,526
33,082	--	--	102,883	135,965
--	--	--	5,609	12,626
--	--	--	--	48
--	--	--	--	277,763
<u>128,004</u>	<u>2,053</u>	<u>10,622</u>	<u>273,237</u>	<u>954,935</u>
<u>134,487</u>	<u>23,745</u>	<u>13,870</u>	<u>289,632</u>	<u>1,197,966</u>

The accompanying notes are an integral part of these financial statements.



HILLSBOROUGH COUNTY, FLORIDA
Reconciliation of the Balance Sheet -- Governmental Funds
to the Statement of Net Position -- Governmental Activities
September 30, 2015
(amounts in thousands)

Fund balances reported on the Balance Sheet - Governmental Funds		\$ 954,935
Differences between the amounts reported on the Balance Sheet - Governmental Funds and the governmental activities reported on the Statement of Net Position were as follows:		
Capital assets used in governmental activities were not financial resources and, therefore, were not reported in the governmental funds:		
Total capital assets, see Note 6	7,157,148	
Less: Internal Service Fund capital assets	<u>(35,175)</u>	7,121,973
Other assets or liabilities shown in governmental activities were not financial resources and, therefore, were not reported in the governmental funds:		
Accounts receivable for Build America Bonds interest subsidy from the US Treasury.		252
Elimination of the operating income (loss) earned by the internal service funds through transactions with business-type activities.		506
Deferred outflows of resources from bond refunding losses are presented in governmental activities on the Statement of Net Position, but are not reported in the governmental funds.		14,152
Deferred outflows of resources from pensions are presented in governmental activities on the Statement of Net Position, but are not reported in the governmental funds.		81,395
Internal service funds were used to charge self-insurance and fleet management costs to individual funds. The assets and liabilities of the internal service funds were included in the governmental activities portion of the Statement of Net Position.	242,307	
Less: Internal Service Fund deferred outflows of resources	(413)	
Add: Internal Service Fund deferred inflows of resources	<u>514</u>	242,408
Compensated absences of the Planning Commission component unit was offset by amount "due from other governmental units," which corresponded to amount "due to other governmental units" on the governmental activities portion of the Statement of Net Position.		(575)
Long-term liabilities, including bonds payable were not due and payable in the current period and therefore were not reported in the governmental funds.		
Total long-term liabilities, see Note 7	(1,225,775)	
Add: interest payable due to interest accruals	(8,992)	
Less: Internal Service Fund insurance claims payable	35,115	
Less: Internal Service Fund compensated absences	276	
Less: Internal Service Fund net pension liability	2,416	
Less: Internal Service Fund OPEB liability, see Note 9	<u>13,333</u>	(1,183,627)
Deferred inflows of resources from pensions are presented in governmental activities on the Statement of Net Position, but are not reported in the governmental funds.		(112,601)
There was a liability for unearned revenues offset by an asset for delinquent ad valorem taxes receivable in the fund financial statements. However, this unearned revenue was eliminated in the Statement of Net Position when this revenue was recognized in the Statement of Activities.		<u>1,049</u>
Net position reported for governmental activities on the Statement of Net Position		<u>\$ 7,119,867</u>

The accompanying notes are an integral part of these financial statements.

HILLSBOROUGH COUNTY, FLORIDA
Statement of Revenues, Expenditures, and Changes in Fund Balances
Governmental Funds
For the fiscal year ended September 30, 2015
(amounts in thousands)

	MAJOR FUNDS			
	General	Countywide Special Purpose	Sales Tax Revenue	Inter- Governmental Grants
	General	Special Purpose	Sales Tax Revenue	Inter- Governmental Grants
Revenues:				
Taxes - ad valorem property taxes	\$ 554,605	--	--	--
Taxes - fuel taxes	--	--	--	--
Taxes - discretionary sales surtaxes	--	113,209	113,201	--
Taxes - other	1,547	41	27,035	--
Licenses, permits, special assessments	632	21,166	--	--
Intergovernmental - state shared revenues	30,806	14,956	97,716	106
Intergovernmental - grants	3,080	148	--	83,348
Charges for services	108,585	6,810	--	62
Fines and forfeitures	7,230	1,002	--	--
Interest	3,227	1,285	320	35
Miscellaneous	31,338	4,258	--	780
Total revenues	741,050	162,875	238,272	84,331
Expenditures:				
Current:				
General government	183,182	19,507	62,375	4,400
Public safety	473,401	9,994	--	3,015
Physical environment	20,962	1,435	--	4,012
Transportation	2,368	--	--	--
Economic environment	19,877	--	14,504	6,832
Human services	38,746	107,245	--	60,236
Culture and recreation	35,103	728	--	--
Capital outlay	22,159	3,698	--	7,508
Debt service:				
Principal	--	--	--	--
Interest and fiscal charges	--	--	--	--
Total expenditures	795,798	142,607	76,879	86,003
Excess (deficiency) of revenues over (under) expenditures	(54,748)	20,268	161,393	(1,672)
Other financing sources (uses):				
Transfers in	613,196	17,356	--	10,201
Transfers out	(529,620)	(21,679)	(161,331)	(9,285)
Face amount of long-term debt issued	--	--	--	--
Premiums on long-term debt issued	--	--	--	--
Face amount of refunding bonds issued	--	--	--	--
Premium on refunding bonds issued	--	--	--	--
Payment to refunded bond escrow agent	--	--	--	--
Sales of capital assets	682	--	--	3
Total other financing sources (uses)	84,258	(4,323)	(161,331)	919
Net change in fund balances	29,510	15,945	62	(753)
Fund balances, beginning of year	250,209	161,921	70,039	14,720
Increase (decrease) in nonspendable fund balances	(633)	(1)	--	--
Fund balances, end of year	\$ 279,086	177,865	70,101	13,967

The accompanying notes are an integral part of these financial statements.

MAJOR FUNDS

<u>County Transportation</u>	<u>Local Housing Assistance</u>	<u>Infrastructure Surtax Projects</u>	<u>Other Governmental Funds</u>	<u>Total Governmental Funds</u>
--	--	--	40,526	595,131
32,962	--	--	--	32,962
--	--	--	--	226,410
--	--	--	23,873	52,496
10,853	--	--	15,721	48,372
17,052	3,851	--	3,074	167,561
2,119	--	--	4,919	93,614
2,633	--	--	37,507	155,597
2	--	--	7,844	16,078
997	24	171	1,333	7,392
1,361	415	248	933	39,333
<u>67,979</u>	<u>4,290</u>	<u>419</u>	<u>135,730</u>	<u>1,434,946</u>
9,096	--	--	37,567	316,127
1	--	--	26,221	512,632
59	--	(70)	3,739	30,137
55,720	--	734	10	58,832
--	5,328	--	2,000	48,541
3	--	--	9	206,239
--	--	600	37,990	74,421
33,206	--	18,879	59,140	144,590
--	--	--	88,523	88,523
--	--	1,205	24,675	25,880
<u>98,085</u>	<u>5,328</u>	<u>21,348</u>	<u>279,874</u>	<u>1,505,922</u>
<u>(30,106)</u>	<u>(1,038)</u>	<u>(20,929)</u>	<u>(144,144)</u>	<u>(70,976)</u>
23,216	--	23,384	273,509	960,862
(207)	--	(22,072)	(216,668)	(960,862)
--	--	--	77,450	77,450
--	--	--	5,627	5,627
--	--	--	139,215	139,215
--	--	--	24,797	24,797
--	--	--	(112,750)	(112,750)
--	--	--	39	724
<u>23,009</u>	<u>--</u>	<u>1,312</u>	<u>191,219</u>	<u>135,063</u>
(7,097)	(1,038)	(19,617)	47,075	64,087
<u>134,842</u>	<u>3,091</u>	<u>30,239</u>	<u>226,182</u>	<u>891,243</u>
259	--	--	(20)	(395)
<u>128,004</u>	<u>2,053</u>	<u>10,622</u>	<u>273,237</u>	<u>954,935</u>

The accompanying notes are an integral part of these financial statements.

HILLSBOROUGH COUNTY, FLORIDA
Reconciliation of the Statement of Revenues, Expenditures and
Changes in Fund Balances of Governmental Funds to the Statement of Activities
For the fiscal year ended September 30, 2015
(amounts in thousands)

Net change in fund balances reported on the Statement of Revenues, Expenditures, and Changes in Fund Balances - Governmental Funds	64,087
Differences between amounts reported on Statement of Revenues, Expenditures, and Changes in Fund Balances - Governmental Funds and governmental activities reported on the Statement of Activities were as follows:	
Capital assets - related items	
Capital outlay expenditures represented as increase to capital assets on the Statement of Activities.	144,590
Depreciation expense was a reduction of net position on the Statement of Activities.	(69,034)
Infrastructure preservation costs were not capitalized, but decreased net position under the modified approach.	(24,444)
Library books were under the capitalization threshold and not capitalized, but decreased net position under the modified approach.	(2,052)
Contributions of infrastructure assets received from developers increased net position on the Statement of Activities.	76,405
Contributions of capital assets received from the Constitutional Officers, Planning Commission and others increased net position.	1,209
Gain (loss) on sale of capital assets was not reported in the fund financial statements, but was reported in the Statement of Activities. Therefore, the book value of assets disposed was a reduction of net position.	(9,414)
Loss on disposal of infrastructure, which was reported as an expense represented a reduction of net position.	(6,494)
Operating expenditures that were capitalizable represent an increase to capital assets on the Statement of Activities.	7,436
Long-term liability-related items	
Proceeds from the issuance of new long-term debt were in "other financing sources" on the fund financial statements but did not increase net position on the Statement of Activities.	(247,089)
Repayments of long-term liabilities represented expenditures on the fund financial statements, but did not decrease net position on the Statement of Activities.	201,273
The increase in net pension liability decreased net position on the Statement of Activities	(156,658)
Less: increase in internal service fund net pension liability included in figure above	741
The increase in compensated absences liabilities decreased net position on the Statement of Activities.	(169)
The reduction in interest accruals and other interest related entries increased net position on the Statement of Activities.	13,814
The increase in compensated absences liabilities of the Planning Commission corresponded to an increase in the "due to other governmental units" on the Statement of Activities	145
Refunding loss on defeased debt reduced net position on the Statement of Activities	(9,005)
Eliminations of inter-organizational items	
The operating gain incurred on transactions with business-type activities was eliminated.	1,087
Revenues and receivables-related items	
Net expenses of the Self-Insurance and Fleet Internal Service Funds decreased net position since they were reported in the governmental activities section of the Statement of Activities.	(6,574)
The reduction in delinquent taxes receivable had no effect on fund balance in the fund financial statements, but it did decrease net position in the Statement of Activities	(195)
Other reconciling items	
The decrease in reserves on the fund financial statements decreased net position on the Statement of Activities.	(395)
The increase in deferred outflows increased net position on the Statement of Activities	34,574
Less: increase in internal service fund deferred outflows included in figure above	(180)
The decrease in deferred inflows increased net position on the Statement of Activities	158,027
Less: increase in internal service fund deferred inflows included in figure above	(707)
Change in net position reported on the governmental portion of the Statement of Activities	<u>\$ 170,978</u>

The accompanying notes are an integral part of these financial statements.

HILLSBOROUGH COUNTY, FLORIDA
Statement of Revenues, Expenditures and
Changes in Fund Balance - Budget and Actual
General Fund (Budgetary Basis)
For the fiscal year ended September 30, 2015
(amounts in thousands)

	Budgeted Amounts		Actual Amounts	Variance With Final Budget- Positive (Negative)
	Original	Final		
Revenues:				
Taxes - ad valorem property taxes	\$ 577,988	577,988	554,605	(23,383)
Taxes - other	1,446	1,446	1,547	101
Licenses, permits, special assessments	592	592	632	40
Intergovernmental - state shared revenues	26,627	26,627	30,806	4,179
Intergovernmental - grants	1,807	1,807	1,202	(605)
Charges for services	98,294	98,295	105,582	7,287
Fines and forfeitures	3,819	3,819	7,230	3,411
Interest	1,782	1,782	3,227	1,445
Miscellaneous	5,146	5,146	31,338	26,192
Total revenues	<u>717,501</u>	<u>717,502</u>	<u>736,169</u>	<u>18,667</u>
Expenditures:				
Current:				
General government	190,473	189,115	181,177	7,938
Public safety	501,214	499,738	470,221	29,517
Physical environment	21,954	22,229	20,968	1,261
Transportation	1,081	1,931	2,369	(438)
Economic environment	22,120	22,230	19,877	2,353
Human services	42,514	42,907	38,740	4,167
Culture and recreation	37,132	37,132	35,103	2,029
Capital outlay	15,329	23,550	21,605	1,945
Total expenditures	<u>831,817</u>	<u>838,832</u>	<u>790,060</u>	<u>48,772</u>
Excess (deficiency) of revenues over (under) expenditures	<u>(114,316)</u>	<u>(121,330)</u>	<u>(53,891)</u>	<u>67,439</u>
Other financing sources (uses)				
Transfers in	603,188	603,245	613,196	9,951
Transfers out	(502,709)	(501,297)	(529,567)	(28,270)
Sales of capital assets	302	302	619	317
Budgetary reserves	(187,402)	(193,581)	--	193,581
Budget allowance	(36,544)	(36,544)	--	36,544
Distribution of excess fees	(961)	(560)	(895)	(335)
Total other financing sources (uses)	<u>(124,126)</u>	<u>(128,435)</u>	<u>83,353</u>	<u>211,788</u>
Net change in fund balances	<u>(238,442)</u>	<u>(249,765)</u>	<u>29,462</u>	<u>279,227</u>
Fund balances, beginning of year	(262,642)	498,539	250,209	(248,330)
Increase (decrease) in nonspendable fund balances	--	--	(633)	(633)
Fund balances, end of year--budgetary basis	<u>\$ (501,084)</u>	<u>248,774</u>	<u>279,038</u>	<u>30,264</u>
To convert to GAAP basis:				
Add intergovernmental grant revenue			1,879	
Add contract related charges for services			1,892	
Increase general government expenditures			(895)	
Increase public safety expenditures			(3,177)	
Increase (decrease) capital outlay			(554)	
Add proceeds from the sale of capital assets			63	
Distribution of excess revenues to the Board of the County Commissioners			(55)	
Reduce distribution of excess fees			895	
Revenues from certain governments not budgeted			1,112	
Expenditures from certain governments not budgeted			(1,112)	
Fund balances, end of year--GAAP basis			<u>\$ 279,086</u>	

The accompanying notes are an integral part of these financial statements.

HILLSBOROUGH COUNTY, FLORIDA
Statement of Revenues, Expenditures and
Changes in Fund Balance - Budget and Actual
Countywide Special Purpose (Budgetary Basis)
For the fiscal year ended September 30, 2015
(amounts in thousands)

	Budgeted Amounts		Actual Amounts	Variance With Final Budget- Positive (Negative)
	Original	Final		
Revenues:				
Taxes - discretionary sales surtaxes	\$ 109,826	109,826	113,209	3,383
Taxes - other	36	36	41	5
Licenses, permits, special assessments	12,803	12,803	21,166	8,363
Intergovernmental - state shared revenues	13,872	13,872	14,669	797
Intergovernmental - grants	95	95	148	53
Charges for services	8,409	8,409	6,810	(1,599)
Fines and forfeitures	1,106	1,106	1,002	(104)
Interest	571	571	1,296	725
Miscellaneous	6,940	6,942	3,691	(3,251)
Total revenues	<u>153,658</u>	<u>153,660</u>	<u>162,032</u>	<u>8,372</u>
Expenditures:				
Current:				
General government	10,291	14,715	13,577	1,138
Public safety	12,310	12,310	9,992	2,318
Physical environment	954	1,371	1,074	297
Human services	118,547	118,182	107,245	10,937
Capital outlay	2,722	3,221	2,386	835
Debt service:				
Principal	533	533	--	533
Total expenditures	<u>145,357</u>	<u>150,332</u>	<u>134,274</u>	<u>16,058</u>
Excess (deficiency) of revenues over (under) expenses	<u>8,301</u>	<u>3,328</u>	<u>27,758</u>	<u>24,430</u>
Other financing sources (uses)				
Transfers in	124,133	124,330	12,300	(112,030)
Transfers out	(133,995)	(134,479)	(21,679)	112,800
Budgetary reserves	(127,993)	(127,913)	--	127,913
Budget allowance	(7,666)	(7,666)	--	7,666
Total other financing sources (uses)	<u>(145,521)</u>	<u>(145,728)</u>	<u>(9,379)</u>	<u>136,349</u>
Net change in fund balances	(137,220)	(142,400)	18,379	160,779
Fund balances, beginning of year	137,220	142,400	150,435	8,035
Fund balances, end of year--budgetary basis	<u>\$ --</u>	<u>--</u>	<u>168,814</u>	<u>168,814</u>
Add end of year fund balances from non-annually appropriated projects			<u>9,051</u>	
Fund balances, end of year--GAAP basis			<u>177,865</u>	

The accompanying notes are an integral part of these financial statements.

HILLSBOROUGH COUNTY, FLORIDA
Statement of Revenues, Expenditures and
Changes in Fund Balance - Budget and Actual
Sales Tax Revenue
For the fiscal year ended September 30, 2015
(amounts in thousands)

	Budgeted Amounts		Actual Amounts	Variance With Final Budget- Positive (Negative)
	Original	Final		
Revenues:				
Taxes - discretionary sales surtaxes	\$ 109,826	120,326	113,201	(7,125)
Taxes - other	22,279	22,279	27,035	4,756
Intergovernmental - state shared revenues	94,907	94,907	97,716	2,809
Interest	171	171	320	149
Miscellaneous	(8,448)	(8,448)	--	8,448
Total revenues	218,735	229,235	238,272	9,037
Expenditures:				
Current:				
General government	56,213	63,504	62,375	1,129
Economic environment	14,745	17,002	14,504	2,498
Total expenditures	70,958	80,506	76,879	3,627
Excess (deficiency) of revenues over (under) expenses	147,777	148,729	161,393	12,664
Other financing sources (uses)				
Transfers out	(162,109)	(163,580)	(161,331)	2,249
Budgetary reserves	(36,866)	(38,402)	--	38,402
Total other financing sources (uses)	(198,975)	(201,982)	(161,331)	40,651
Net change in fund balances	(51,198)	(53,253)	62	53,315
Fund balances, beginning of year	51,198	53,253	70,039	16,786
Fund balances, end of year	\$ --	--	70,101	70,101

The accompanying notes are an integral part of these financial statements.

HILLSBOROUGH COUNTY, FLORIDA
Statement of Revenues, Expenditures and
Changes in Fund Balance - Budget and Actual
County Transportation (Budgetary Basis)
For the fiscal year ended September 30, 2015
(amounts in thousands)

	Budgeted Amounts		Actual Amounts	Variance With Final Budget- Positive (Negative)
	Original	Final		
Revenues:				
Taxes - fuel taxes	\$ 6,659	7,757	6,892	(865)
Licenses, permits, special assessments	8,149	8,149	7,864	(285)
Intergovernmental - state shared revenues	5,328	5,328	4,851	(477)
Charges for services	64	64	2,633	2,569
Interest	79	79	158	79
Miscellaneous	23	23	46	23
Total revenues	20,302	21,400	22,444	1,044
Expenditures:				
Current:				
General government	7,701	7,954	8,979	(1,025)
Public safety	--	--	1	(1)
Physical environment	--	--	59	(59)
Transportation	53,187	53,638	50,536	3,102
Human services	--	--	3	(3)
Capital outlay	129	129	127	2
Total expenditures	61,017	61,721	59,705	2,016
Excess (deficiency) of revenues over (under) expenses	(40,715)	(40,321)	(37,261)	3,060
Other financing sources (uses)				
Transfers in	46,271	46,722	46,688	(34)
Transfers out	(9,461)	(10,306)	(10,235)	71
Budgetary reserves	(1,418)	(3,569)	--	3,569
Budget allowance	(912)	(912)	--	912
Total other financing sources (uses)	34,480	31,935	36,453	4,518
Net change in fund balances	(6,235)	(8,386)	(808)	7,578
Fund balances, beginning of year	6,235	8,386	14,043	5,657
Increase (decrease) in nonspendable fund balances	--	--	259	259
Fund balances, end of year--budgetary basis	\$ --	--	13,494	13,494
Add end of year fund balances from non-annually appropriated projects			114,510	
Fund balances, end of year--GAAP basis			\$ 128,004	

The accompanying notes are an integral part of these financial statements.

HILLSBOROUGH COUNTY, FLORIDA

Statement of Net Position

Proprietary Funds

September 30, 2015

(amounts in thousands)

	<u>Business-Type Activities -- Enterprise Funds</u>			<u>Governmental</u>
	<u>Water</u>	<u>Solid Waste</u>	<u>Totals</u>	<u>Activities--</u> <u>Internal</u> <u>Service Funds</u>
ASSETS				
Current assets:				
Cash and cash equivalents	\$ 45,169	24,216	69,385	60,174
Investments	217,476	116,590	334,066	195,609
Accounts receivable, net	19,402	3,850	23,252	344
Accounts receivable, long-term, current portion	1,120	--	1,120	--
Interest receivable	579	310	889	521
Delinquent ad valorem taxes receivable	--	115	115	--
Due from other funds	14	1,099	1,113	6,598
Inventories	2,411	--	2,411	248
Prepaid charges	733	322	1,055	3,126
Total unrestricted current assets	<u>286,904</u>	<u>146,502</u>	<u>433,406</u>	<u>266,620</u>
Restricted current assets:				
Cash and cash equivalents	15,870	2,379	18,249	--
Investments	76,410	11,456	87,866	--
Accounts receivable, net	119	--	119	--
Accounts receivable, long-term, current portion	4,462	--	4,462	--
Interest receivable	203	31	234	--
Due from other funds	92	--	92	--
Total restricted current assets	<u>97,156</u>	<u>13,866</u>	<u>111,022</u>	<u>--</u>
Total current assets	<u>384,060</u>	<u>160,368</u>	<u>544,428</u>	<u>266,620</u>
Noncurrent assets:				
Capital assets (net of accumulated depreciation):				
Land	29,255	13,877	43,132	--
Buildings	180,040	31,066	211,106	220
Building improvements	593,539	160,416	753,955	269
Equipment	5,607	18,251	23,858	34,619
Intangibles	6,972	311	7,283	67
Construction in progress	175,465	678	176,143	--
Accounts receivable, long-term	126,174	--	126,174	--
Total noncurrent assets	<u>1,117,052</u>	<u>224,599</u>	<u>1,341,651</u>	<u>35,175</u>
Total assets	<u>1,501,112</u>	<u>384,967</u>	<u>1,886,079</u>	<u>301,795</u>
DEFERRED OUTFLOWS OF RESOURCES				
Pensions	3,967	720	4,687	413
Purchase price in excess of book value	2,311	--	2,311	--
Total deferred outflows of resources	<u>\$ 6,278</u>	<u>720</u>	<u>6,998</u>	<u>413</u>

The accompanying notes are an integral part of these financial statements.

(continued)

HILLSBOROUGH COUNTY, FLORIDA

Statement of Net Position

Proprietary Funds

September 30, 2015

(amounts in thousands)

	Business-Type Activities -- Enterprise Funds			Governmental
	Water	Solid Waste	Totals	Activities-- Internal Service Funds
LIABILITIES				
Current liabilities:				
Accounts and contracts payable	\$ 11,710	4,747	16,457	2,191
Accrued liabilities	1,594	273	1,867	194
Due to other funds	22	98	120	4,708
Unearned revenues	2,424	16,015	18,439	1,154
Insurance claims payable, current	--	--	--	27,901
Compensated absences, current	3,102	617	3,719	242
Bonds payable, current	2,575	6,974	9,549	--
Other long-term debt, current	--	218	218	--
Total unrestricted current liabilities	21,427	28,942	50,369	36,390
Current liabilities payable from restricted assets:				
Accounts and contracts payable	5,116	234	5,350	--
Accrued interest payable	1,522	576	2,098	--
Deposits held	13,633	352	13,985	--
Unearned revenues	32	--	32	--
Total current liabilities payable from restricted assets	20,303	1,162	21,465	--
Total current liabilities	41,730	30,104	71,834	36,390
Noncurrent liabilities:				
Insurance claims payable	--	--	--	7,214
Compensated absences payable	411	42	453	34
Bonds payable, net	139,848	153,461	293,309	--
Net pension liability	23,438	4,274	27,712	2,416
Net OPEB obligation	--	--	--	13,333
Other long-term liabilities	--	38,230	38,230	--
Total noncurrent liabilities	163,697	196,007	359,704	22,997
Total Liabilities	205,427	226,111	431,538	59,387
DEFERRED INFLOWS OF RESOURCES				
Pensions	4,856	874	5,730	514
Total deferred inflows of resources	4,856	874	5,730	514
NET POSITION				
Net investment in capital assets	826,175	63,181	889,356	35,175
Restricted for:				
Bond covenants, renewal and replacement	48,554	10,358	58,912	--
Debt service	24,205	1,381	25,586	--
Unrestricted	398,173	83,782	481,955	207,132
Total net position	\$ 1,297,107	158,702		242,307

Adjustment to reflect the cumulative effect of the elimination of Internal Service Fund transactions related to Enterprise Funds

(506)

Net position of business-type activities on the Statement on Net Position

\$ 1,455,303

HILLSBOROUGH COUNTY, FLORIDA
Statement of Revenues, Expenses, and Changes in Net Position
Proprietary Funds
For the fiscal year ended September 30, 2015
(amounts in thousands)

	Business-type Activities -- Enterprise Funds			Governmental Activities -- Internal Service Funds
	Water	Solid Waste	Totals	
Operating revenues:				
Charges for services	\$ 209,549	100,948	310,497	157,252
Total operating revenues	<u>209,549</u>	<u>100,948</u>	<u>310,497</u>	<u>157,252</u>
Operating expenses:				
Personnel services	48,660	9,177	57,837	5,901
Contractual services	73,533	62,690	136,223	4,819
Fleet Services	2,585	1,443	4,028	--
Repairs and maintenance	11,647	468	12,115	214
Utilities	11,891	1,437	13,328	127
Rentals and leases	--	--	--	9
Supplies	587	14	601	14
Landfill closure and post closure care	--	763	763	--
Depreciation and amortization	51,143	15,529	66,672	11,657
Costs of services provided	--	--	--	135,162
Other operating expenses	2,055	1,208	3,263	7,829
Pension expense (benefit)	(1,363)	(243)	(1,606)	(146)
Annual OPEB expenses	--	--	--	422
Total operating expenses	<u>200,738</u>	<u>92,486</u>	<u>293,224</u>	<u>166,008</u>
Operating income	<u>8,811</u>	<u>8,462</u>	<u>17,273</u>	<u>(8,756)</u>
Nonoperating revenues (expenses):				
State shared revenues	--	--	--	163
Interest revenue	7,902	1,263	9,165	1,829
Interest expense	(4,757)	(6,864)	(11,621)	--
Gain (loss) on disposal of capital assets	(485)	234	(251)	444
Other revenues	4,223	569	4,792	17
Other expenses	(4,116)	--	(4,116)	(271)
Total nonoperating revenues (expenses)	<u>2,767</u>	<u>(4,798)</u>	<u>(2,031)</u>	<u>2,182</u>
Income (loss) before contributions & transfers	11,578	3,664	15,242	(6,574)
Capital contributions	57,663	--	57,663	--
Transfers in	--	--	--	4,708
Transfers out	--	--	--	(4,708)
Change in net position	<u>69,241</u>	<u>3,664</u>	<u>72,905</u>	<u>(6,574)</u>
Net position, beginning of year as previously reported	1,253,556	159,710		251,544
Restatement for implementation of GASB Statement No. 68	<u>(25,690)</u>	<u>(4,672)</u>		<u>(2,663)</u>
Net position, beginning of year, as restated	<u>1,227,866</u>	<u>155,038</u>		<u>248,881</u>
Net position, end of year	<u>\$ 1,297,107</u>	<u>158,702</u>		<u>242,307</u>
Adjustments to eliminate Internal Service Fund transaction related to Enterprise Funds:				
Reversal of prior year adjustment			(581)	
Current year adjustment			<u>(506)</u>	
Change in net position of business-type activities			<u>\$ 71,818</u>	

The accompanying notes are an integral part of these financial statements.

HILLSBOROUGH COUNTY, FLORIDA
Statement of Cash Flows
Proprietary Funds
For the fiscal year ended September 30, 2015
(amounts in thousands)

	<u>Business-type Activities--Enterprise Funds</u>			<u>Governmental</u>
	<u>Water</u>	<u>Solid Waste</u>	<u>Totals</u>	<u>Activities--</u> <u>Internal</u> <u>Service Funds</u>
Cash flows from operating activities:				
Receipts from customers	\$ 210,008	100,824	310,832	159,271
Payment to Suppliers	(104,091)	(69,067)	(173,158)	(29,030)
Payments to employees	(48,728)	(9,179)	(57,907)	(5,812)
Cash paid for claims	--	--	--	(121,045)
Cash from (to) other sources	107	569	676	874
Net cash provided by operating activities	<u>57,296</u>	<u>23,147</u>	<u>80,443</u>	<u>4,258</u>
Cash flows from noncapital financing activities:				
State shared revenues	--	--	--	163
Transfers in from other funds	--	--	--	4,708
Transfers out to other funds	--	--	--	(6,647)
Net cash used for capital and related financing activities	<u>--</u>	<u>--</u>	<u>--</u>	<u>(1,776)</u>
Cash flows from capital and related financing activities:				
Contributed capital	3,789	--	3,789	--
Acquisition and construction of capital assets	(74,135)	(5,905)	(80,040)	(16,672)
Principal paid on capital debt	(13,000)	(6,717)	(19,717)	--
Interest paid on capital debt	(1,235)	(6,945)	(8,180)	--
Proceeds from sale of capital assets	182	301	483	1,901
Net cash used by capital and related financing activities	<u>(84,399)</u>	<u>(19,266)</u>	<u>(103,665)</u>	<u>(14,771)</u>
Cash flows from investing activities:				
Proceeds from sales and maturities of investments	328,809	114,751	443,560	168,946
Purchase of investment securities	(322,259)	(120,734)	(442,993)	(167,027)
Interest and dividends received	9,546	1,203	10,749	1,663
Net cash provided by (used for) investing activities	<u>16,096</u>	<u>(4,780)</u>	<u>11,316</u>	<u>3,582</u>
Net change in cash and cash equivalents	(11,007)	(899)	(11,906)	(8,707)
Cash and cash equivalents, beginning of year	<u>72,046</u>	<u>27,494</u>	<u>99,540</u>	<u>68,881</u>
Cash and cash equivalents, end of year	<u>61,039</u>	<u>26,595</u>	<u>87,634</u>	<u>60,174</u>
Classified as:				
Current assets	45,169	24,216	69,385	60,174
Restricted assets	15,870	2,379	18,249	--
Total cash and cash equivalents, end of year	<u>\$ 61,039</u>	<u>26,595</u>	<u>87,634</u>	<u>60,174</u>

The accompanying notes are an integral part of these financial statements.

Statement of Cash Flows
Proprietary Funds
For the fiscal year ended September 30, 2015
(amounts in thousands)

	<u>Business-type Activities--Enterprise Funds</u>			<u>Governmental</u>
	<u>Water</u>	<u>Solid Waste</u>	<u>Totals</u>	<u>Activities--</u> <u>Internal</u> <u>Service Funds</u>
Reconciliation of operating income to net cash provided by operating activities:				
Operating (loss) income	\$ 8,811	8,462	17,273	(8,756)
Adjustments to reconcile operating income to net cash provided by (used in) operating activities:				
Depreciation and amortization expense	51,143	15,529	66,672	11,657
Miscellaneous non-operating revenues	108	569	677	(254)
Changes in assets and liabilities:				
(Increase) decrease in accounts receivables	100	(273)	(173)	386
(Increase) decrease in due from other funds/governments	(10)	(2)	(12)	--
(Increase) decrease in inventories and prepaids	(422)	5	(417)	80
(Increase) decrease in deferred outflows	(1,737)	(316)	(2,053)	(180)
Increase (decrease) in accounts and contracts payable	(1,370)	(1,351)	(2,721)	(1,306)
Increase (decrease) in accrued and other liabilities	231	1,005	1,236	936
Increase (decrease) in due to other funds/governments	--	(462)	(462)	947
Increase (decrease) in compensated absences payable	(571)	(74)	(645)	19
Increase (decrease) in insurance claims payable	--	--	--	276
Increase (decrease) in pension liability	7,043	1,271	8,314	(707)
Increase (decrease) in net OPEB obligation	--	--	--	419
Increase (decrease) in deposits	639	(18)	621	--
Increase (decrease) in deferred inflows	(6,669)	(1,198)	(7,867)	741
Total adjustments	<u>48,485</u>	<u>14,685</u>	<u>63,170</u>	<u>13,014</u>
Net cash provided by (used for) operating activities	<u>\$ 57,296</u>	<u>23,147</u>	<u>80,443</u>	<u>4,258</u>
Noncash investing, capital, and financing activities:				
Contributed capital assets	\$ 53,874	--	53,874	--
Interest expense capitalized to construction work-in-progress	658	113	771	--

The accompanying notes are an integral part of these financial statements.

HILLSBOROUGH COUNTY, FLORIDA
Statement of Fiduciary Assets and Liabilities--Agency Funds
September 30, 2015
(amounts in thousands)

	<u>Total Agency Funds</u>
ASSETS	
Current assets:	
Cash and cash equivalents	\$ 61,616
Investments	11,218
Accounts receivable, net	1,274
Interest receivable	30
Due from other governmental units	15
Total assets	<u><u>74,153</u></u>
LIABILITIES	
Current liabilities:	
Accounts and contracts payable	1,263
Accrued liabilities	7,387
Due to other governmental units	17,264
Deposits held	48,239
Total liabilities	<u><u>\$ 74,153</u></u>

The accompanying notes are an integral part of these financial statements.

COMPONENT UNITS

Housing Finance Authority of Hillsborough County – To account for the general fund of the Housing Finance Authority of Hillsborough County (Authority). The purpose of this Authority is to encourage the investment of private capital in, and the construction of, residential housing for low and moderate income families through public financing. Bonds issued by the Authority are special obligations of the Authority payable solely from revenues, receipts and resources of the Authority pledged under a related trust indenture. These bonds do not constitute a debt, liability, general or moral obligation or pledge of the faith or credit of the Authority, Hillsborough County, the state of Florida or any of its political subdivisions. Accordingly, the Authority has determined that the obligations of its bond programs should not be presented in the Authority's financial statements. To also account for the Single Family Bond Program of the Housing Finance Authority of Hillsborough County.

Hillsborough County City-County Planning Commission Fund – To account for the revenues and expenditures of the Hillsborough County City-County Planning Commission. The Planning Commission performs long-range comprehensive planning and makes recommendations to the County and city governments concerning the orderly growth and development of Hillsborough County.

HILLSBOROUGH COUNTY, FLORIDA

Statement of Net Position

Component units

September 30, 2015

(amounts in thousands)

	Housing Finance Authority	Planning Commission	Total
ASSETS			
Current assets:			
Cash and cash equivalents	\$ 5,855	--	5,855
Investments	2,540	--	2,540
Accounts receivable, net	96	--	96
Interest receivable	19	--	19
Due from other governmental units	--	712	712
Prepaid charges	25	--	25
Total unrestricted current assets	8,535	712	9,247
Restricted current assets:			
Cash and cash equivalents	787	--	787
Investments	4,440	--	4,440
Total restricted current assets	5,227	--	5,227
Total current assets	13,762	712	14,474
Noncurrent assets:			
Restricted noncurrent assets:			
Notes and loans receivable	3,573	--	3,573
Total restricted noncurrent assets	3,573	--	3,573
Total assets	17,335	712	18,047
DEFERRED OUTFLOWS OF RESOURCES			
Hedging derivatives	70	--	70
Total deferred outflows of resources	70	--	70
LIABILITIES			
Current liabilities:			
Accounts and contracts payable	144	25	169
Accrued liabilities	--	112	112
Compensated absences, current	--	575	575
Total unrestricted current liabilities	144	712	856
Current liabilities payable from restricted assets:			
Accrued interest payable	109	--	109
Bonds payable, current	20	--	20
Total restricted current liabilities	129	--	129
Noncurrent liabilities:			
Bonds payable, net	4,146	--	4,146
Derivative instrument - hedging	70	--	70
Total noncurrent liabilities	4,216	--	4,216
Total liabilities	4,489	712	5,201
NET POSITION			
Restricted for:			
Renewal and replacement	4,026	--	4,026
Unrestricted	8,890	--	8,890
Total net position	\$ 12,916	--	12,916

The accompanying notes are an integral part of these financial statements.

HILLSBOROUGH COUNTY, FLORIDA
Statement of Activities
Component Units
For the fiscal year ended September 30, 2015
(amounts in thousands)

	Program Revenues			Net (Expense) Revenue, and Changes in Net Position			
	Expenses	Charges for Services	Operating Grants and Contributions	Restricted Interest	Housing Finance Authority	Planning Commission	Totals
Housing Finance Authority							
General government	\$ 13	--	--	--	(13)	--	(13)
Economic environment	1,164	666	400	297	199	--	199
Total Housing Finance Authority	<u>1,177</u>	<u>666</u>	<u>400</u>	<u>297</u>	<u>186</u>	<u>--</u>	<u>186</u>
Planning Commission							
General government	4,065	459	3,577	--	--	(29)	(29)
Total Planning Commission	<u>4,065</u>	<u>459</u>	<u>3,577</u>	<u>--</u>	<u>--</u>	<u>(29)</u>	<u>(29)</u>
 Total component units	 <u>\$ 5,242</u>	 <u>1,125</u>	 <u>3,977</u>	 <u>297</u>	 <u>186</u>	 <u>(29)</u>	 <u>157</u>
General revenues:							
Investment earnings					49	--	49
Miscellaneous					682	--	682
Total general revenues					<u>731</u>	<u>--</u>	<u>731</u>
Change in net position					917	(29)	888
Net position, beginning of year					11,999	29	12,028
Net position, end of year					<u>\$ 12,916</u>	<u>--</u>	<u>12,916</u>

The accompanying notes are an integral part of these financial statements.



HILLSBOROUGH COUNTY, FLORIDA

Notes to Financial Statements

Note 1 Summary of Significant Accounting Policies

The financial statements of the Hillsborough County, Florida reporting entity (County) have been prepared in conformity with accounting principles generally accepted in the United States (GAAP) as applied to governmental units. The Governmental Accounting Standards Board (GASB) is the accepted standard-setting body for establishing governmental accounting and financial reporting principles. The County's more significant accounting policies are described below.

A. Financial Reporting Entity

Hillsborough County is a political subdivision of the state of Florida. It is guided by an elected Board of County Commissioners (BOCC), which is governed by Florida Statutes and a home-rule charter enacted by the voters. In addition, there are five elected Constitutional Officers: the Clerk of Circuit Court, Property Appraiser, Sheriff, Supervisor of Elections, and Tax Collector. The BOCC and the Constitutional Officers together comprise the *Hillsborough County primary government*.

As required by GAAP, these financial statements cover the *Hillsborough County reporting entity*, which includes the Hillsborough County primary government as well as its component units. Component units are legally separate entities for which the primary government is financially accountable. The following criteria determines whether an entity is a component unit of the reporting entity:

The definition of the reporting entity is based primarily on the concept of financial accountability. A primary government is financially accountable for the organizations that make up its legal entity. It is also financially accountable for legally separate organizations if its officials appoint a voting majority of the separate organization's governing body *and* either is able to impose its will on that organization or there is the potential for the organization to provide specific financial benefits to, or specific financial burdens on, the primary government. A primary government is financially accountable for governmental organizations that are fiscally dependent on it and also meet a financial benefit or a burden relationship criterion.

A primary government has the ability to impose its will on an organization if it can significantly influence the programs, projects, activities of, or the level of services performed or provided by the organization. A financial benefit or burden relationship exists if the primary government is entitled to the organization's resources; is legally obligated or has otherwise assumed the obligations to finance the deficits of, or provide financial support to, the organization; or is obligated in some manner for the debt of the organization.

Some organizations are included as component units because of their fiscal dependency on the primary government. An organization is fiscally dependent on the primary government if it is unable to adopt its own budget, levy taxes, set rates or charges, or issue bonded debt without approval by the primary government. In addition, any entity for which the primary government is not financially accountable, but for which exclusion would cause the primary government's financial statements to be misleading, should be included as a component unit.

Based on the criteria specified above, the Hillsborough County reporting entity includes both blended and discretely presented component units.

Blended Component Unit

Component units that meet the criteria for blended presentation are reported in a manner similar to that of the primary government itself. Accordingly, the data of blended component units is presented as a part of the primary government throughout this report.

The financial statements of the entity discussed below are included in the financial reporting entity as a blended component unit because, despite being legally separate from the primary government, it is so intertwined with the primary government that it is in substance, the same as the primary government. This entity, and the nature of its relationship with the County, is described in the following paragraph.

The Hillsborough County Civil Service Board (CSB), a blended component unit, is housed in the County's administrative offices and is accounted for as a nonmajor Special Revenue Fund of the Hillsborough County primary government. Separate

HILLSBOROUGH COUNTY, FLORIDA

Notes to Financial Statements

financial statements are not required for it. The CSB administers a uniform classified merit employment system. CSB responsibilities include developing personnel rules, records, and reports related to employees and positions; handling recruitment functions; coordinating an employee performance management system; and conducting other programs to ensure compliance with the Civil Service Act and other statutory requirements. Although the CSB is legally separate, it is fiscally dependent on the primary government and provides services almost entirely to the primary government.

Discretely Presented Component Units

Component units that meet the criteria for discrete presentation in accordance with GASB Statement Number 61 are presented in a separate component units column in the government-wide financial statements in order to clearly distinguish the balances and transactions of these component units from those of the primary government. The component units listed below are discretely presented and are identified as *component units* throughout this report. The Component Units are presented as governmental fund types.

Housing Finance Authority of Hillsborough County

The purpose of the Housing Finance Authority of Hillsborough County (HFA) is to use public financing to encourage private investment in, and construction of, residential housing for low and moderate income families. The HFA is a discretely presented component unit because the BOCC appoints the members of the HFA governing body and because the BOCC is able to impose its will on the HFA. The County Ordinance which created the HFA provides that the BOCC may remove members of the HFA's governing body without cause, and may change the structure, organization, or activities of the HFA, including terminating the HFA. The HFA does not have a financial benefit/ burden relationship with the BOCC. Bonds issued by the HFA are special obligations of the HFA payable solely from revenues, receipts and resources of the HFA pledged under related trust indentures. These bonds do not constitute a debt, liability, general or moral obligation or pledge of the faith or credit of the HFA, Hillsborough County, the state of Florida or any of its political subdivisions. Accordingly, the HFA has determined that the obligations of its bond programs should not be presented in the HFA's basic financial statements.

Hillsborough County City-County Planning Commission

The Hillsborough County City-County Planning Commission (PC) performs long-range comprehensive planning and makes recommendations to the County and city governments concerning the orderly growth and development of Hillsborough County. The PC is legally separate. The BOCC appoints only four of the ten members of the PC's governing body, which does not represent a voting majority. However, the PC is a component unit of the BOCC because the PC is fiscally dependent on the primary government for its funding and there is a financial benefit/burden relationship with the BOCC. The BOCC provides the budget for PC operations and owns the assets purchased using BOCC funding. In addition, the PC cannot have a deficit because it is not possible for expenditures to exceed the budget unless additional budget is authorized by the BOCC. As a result, the PC is a component unit of the Hillsborough County primary government. The PC is reported as a discretely presented component unit because it provides services to the cities of Tampa, Temple Terrace, and Plant City, in addition to the primary government.

Additional Information on Discretely Presented Component Units

Separate financial statements are not prepared for the PC, but financial data including budget and actual comparisons may be obtained from:

County Finance Department, County Center, 12th Floor,
P.O. Box 1110, Tampa, Florida 33601-1110

Financial statements of the discretely presented HFA, including budget and actual comparisons, may be obtained directly from that entity. For a nominal photocopying charge, the HFA financial statements may also be obtained from:

Board of County Commissioner Records, County Center, 12th Floor
601 East Kennedy Boulevard, Tampa, Florida 33602

HILLSBOROUGH COUNTY, FLORIDA

Notes to Financial Statements

Related Organizations

The BOCC appoints a voting majority of the governing bodies of certain entities for which the County is not financially accountable. These entities are classified as related organizations. In accordance with governmental accounting standards, related organizations are excluded from the financial reporting entity, but their relationships with the County are disclosed.

Hillsborough County Hospital Authority (HCHA) was created to operate a hospital. Although the BOCC appoints a voting majority of the HCHA's governing body, the BOCC does not have the ability to impose its will on the HCHA, nor does it have a financial/benefit burden relationship with the HCHA. The HCHA has the autonomous authority to establish its own budget, set rates for medical services, and issue its own revenue bonds. The outstanding debt of the HCHA is not an obligation of the County.

Arts Council of Hillsborough County (AC) was created for developing and promoting the performing and visual arts in Hillsborough County. The BOCC appoints a voting majority of the AC's governing body, but each appointment may be made only from a list of candidates nominated by the existing governing body of the AC. The BOCC does not have the ability to impose its will on the AC, nor does it have a financial benefit/burden relationship with the AC. The AC has the autonomous authority to set fees and issue its own debt. The outstanding debt of the AC is not an obligation of the County.

The Hillsborough County Industrial Development Authority (IDA) was created to finance or refinance industrial capital projects. The BOCC appoints the board members of the IDA. The BOCC does not have the ability to impose its will on the IDA, nor does it have a financial/benefit burden relationship with the IDA. The IDA is neither financially accountable to, nor fiscally dependent on, the BOCC.

Tampa Bay Water Joint Venture

On May 1, 1998, the member governments of the West Coast Regional Water Supply Authority (WCRWSA) reorganized the WCRWSA in accordance with Section 30, Chapter 97-160, Laws of Florida, and Chapter 373, Florida Statutes. The purpose of the reorganization was to meet the region's current and future water supply requirements. The reorganization also resulted in a new forty-year master regional water supply contract and interlocal governance agreement. The WCRWSA was dissolved and a new organization named Tampa Bay Water (TBW) was created. The new regional water supply agreement became effective on September 29, 1998 to coincide with TBW's issuance of Series 1998A and 1998B Utility System Revenue Bonds.

A joint venture is a legal entity resulting from a contractual arrangement that is governed by two or more participants in which the participants retain either an ongoing financial interest or an ongoing financial responsibility. The County is one of six participants governing Tampa Bay Water and has an ongoing contractual responsibility to purchase water solely from TBW.

TBW sets water rates to produce sufficient revenue from the participants to meet its operating costs and debt service requirements. TBW's audited financial statements for the fiscal year ended September 30, 2015 may be obtained from:

Director of Finance and Administration
Tampa Bay Water
2575 Enterprise Road
Clearwater, Florida 33763-1102

B. Basic Financial Statements

The County's Basic Financial Statements contain three components: government-wide financial statements, fund financial statements, and notes to the financial statements.

Government-wide financial statements The government-wide financial statements provide an overview of the County's financial position using the accrual basis of accounting, which is similar to the accounting used by private-sector businesses. The government-wide financial statements include not only the County itself (the primary government), but also its component units, the legally separate entities for which the County is financially accountable. The Statement of Net Position presents information on all of the assets, deferred outflows of financial resources, liabilities and deferred inflows of financial

HILLSBOROUGH COUNTY, FLORIDA

Notes to Financial Statements

resources of the County as a whole. The difference between "assets and deferred outflows of resources" and "liabilities and deferred inflows of resources" is reported as net position. Changes in net position may serve as an indicator of whether the financial position of the County is improving or deteriorating. The Statement of Activities presents information showing how the County's net position changed during the fiscal year. All changes in net position are reported as soon as the underlying economic transactions occur, regardless of when cash is received or paid. Therefore, some of the revenues or expenses reported in the statement of activities will have cash flows in future fiscal periods. For example, uncollected taxes are shown as revenues although cash receipts will occur in the future. Unused vacation leave is recorded as an expense even though related cash outflows will occur in the future. See Note 1.H., *Deferred Outflows of Resources and Deferred Inflows of Resources*, for more information.

The government-wide financial statements show a distinction between activities that are supported primarily by taxes and intergovernmental revenues (governmental activities) and activities that are intended to recover all or most of their costs through user fees and charges (business-type activities). The governmental activities of the County include general government, public safety, physical environment, transportation, economic environment, human services, and culture and recreation functions. The business-type activities of the County include the Water Enterprise and Solid Waste Enterprise operations.

Program revenues include charges for services, operating grants and contributions, capital grants and contributions, and restricted interest earnings. The charges for services category encompasses revenues from licenses and permits, fines and forfeitures, and special assessments, as well as charges for service transactions. Restricted interest is interest related to specific programs within business-type activities.

Revenue and expense transactions respectively, for services provided by the internal service funds to other funds, were not eliminated in the government-wide statement of activities so that amounts in the applicable functions would not be distorted. The government-wide financial statements are presented as if the internal service activities took place in governmental activities rather than in the internal service funds. As a result internal service fund assets, liabilities, revenues, and expenses were added to the applicable governmental activities. Internal service fund transactions between the governmental activities and business-type activities were eliminated. Any revenues and expenditures remaining after eliminations, are presented in the governmental activities columns of the government-wide financial statements.

Administrative overhead charges are allocated in BOCC accounting records using a "cost allocation plan." For example, the costs of Business and Support Services (procurement and budget), Facilities Management, Human Resources, Administrative Services, County Attorney, and other "indirect" activities are allocated to benefiting functions. Such administrative overhead charges are included with other direct expenses categorized by function on the Statement of Activities.

Fund financial statements A *fund* is a grouping of related accounts used to maintain control over resources that have been segregated for specific activities or objectives. The County uses fund accounting to ensure and demonstrate compliance with legal, legislative, contractual, and other finance-related provisions. All of the County's funds may be divided into three categories: governmental funds, proprietary funds, and fiduciary funds.

Governmental funds Most of the County's basic services are reported in governmental funds, which focus on how money or other spendable financial resources flow into and out of those funds and the balances left at year-end that are available for spending. These funds are reported using the modified accrual basis of accounting, which measures cash and all other financial assets that can be readily converted to cash. The governmental fund statements provide a detailed short-term view of the County's general governmental operations and the basic services it provides. The measurement focus is based upon determination of changes in financial position. Governmental fund information helps determine whether financial resources that can be spent in the near future to finance the County's programs have increased or decreased. The Balance Sheet – Governmental Funds is followed by a reconciliation to the Statement of Net Position and the Statement of Revenues, Expenditures and Changes in Fund Balances – Governmental Funds is followed by a reconciliation to the Statement of Activities. The following is a description of the County's major governmental funds:

The **General Fund** is the County's primary operating fund. It is used to account for all financial resources of the general government except those required to be accounted for in other funds. The General Fund is subdivided into the following categories: Countywide, Unincorporated Area, Sheriff, Tax Collector, Property Appraiser, Supervisor of Elections, and Clerk of Circuit Court.

HILLSBOROUGH COUNTY, FLORIDA

Notes to Financial Statements

The **Countywide Special Purpose Revenue Fund** is used to account for special purpose revenues used to provide services for residents throughout the County, including expenditures of a discretionary sales surtax for a healthcare program for low-income residents.

The **Sales Tax Revenue Fund** is used to account for the 5% tourist development tax designated for the promotion of tourism in the County, the local government half-cent sales tax, the discretionary sales surtax for infrastructure (Community Investment Tax), and state shared revenues, which are transferred to other funds for various program expenditures.

The **Intergovernmental Grants Fund** is used to account for federal, state, local governmental or non-governmental grants and state shared revenues for programs including aging services, children's services, social services, public assistance, housing, and capital projects.

The **County Transportation Fund** is used to account for motor fuel taxes, state revenue sharing, and various grant funds designated to finance road and street construction, maintenance, and other transportation projects.

The **Local Housing Assistance Program Fund** is used to account for State Housing Initiatives Partnership (SHIP) program moneys received from the state of Florida. This program makes loans to low and moderate income persons, first time home buyers, builders and others for funding home purchases, new home construction, existing home renovation, and for the payment of matching funds needed to obtain grants.

The **Infrastructure Surtax Projects Fund** is used to account for the County's share of the voter-approved local government infrastructure discretionary sales surtax levied per Section 212.055, Florida Statutes. This sales tax, which is commonly known as the Community Investment Tax, is authorized to purchase equipment, or purchase or construct infrastructure related to jails, criminal justice computer systems, fire stations, roads and traffic intersections, stormwater systems, parks, and libraries. This tax is shared with the Hillsborough County School Board, the Tampa Sports Authority, and the three municipalities located in .

“Other Governmental Funds” is a summarization of all nonmajor governmental funds, which are shown separately in the “Combining and Individual Fund Statements and Schedules” Section.

The County maintains two different types of **Proprietary Funds**. *Enterprise funds* are used to report the same functions presented as business-type activities in the government-wide financial statements. The County uses enterprise funds to account for its Water Enterprise Fund and Solid Waste Enterprise Fund operations. Both of these operations are considered to be major proprietary funds of the County. *Internal service funds* are used to accumulate and allocate costs internally among the County's other functions. The County uses internal service funds to account for Self-Insurance, Fleet Management, and Risk Management programs. These programs are included within governmental activities in the government-wide financial statements because they predominantly benefit governmental rather than business-type functions. The three internal service funds are combined into a single column on the proprietary fund financial statements. In proprietary funds, operating revenues and expenses are distinguished from nonoperating revenues and expenses. Operating revenues and expenses are those transactions related to a proprietary fund's principal ongoing operations. Operating revenues consist of charges for services. Operating expenses include such items as personnel and contractual services, costs of services provided, and depreciation on capital assets. Nonoperating revenues and expenses are those transactions that are not directly related to a proprietary fund's principal activities. Nonoperating revenues and expenses include operating grants, investment earnings, and interest expense. The County's two major proprietary funds are described below:

The **Water Enterprise Fund** is used to account for the operations of the water and wastewater system in the unincorporated areas of the County. Water and wastewater fees are determined annually by rate studies and are set at levels to recover the expenses of operations, including debt service, in a manner similar to private business enterprises. Activities necessary to provide water and wastewater service are accounted for in this fund, including customer service, engineering, operations, and maintenance.

The **Solid Waste Enterprise Fund** is used to account for countywide solid waste management operations. Refuse generated in the unincorporated areas of the County is collected by franchised and non-franchised collectors serving residential and commercial customers and by private companies serving their own customers. Refuse tipping fees are reviewed annually and are set at levels sufficient to recover operating and debt service expenses. The Solid Waste Fund also owns and operates landfills and monitors closed landfills.

HILLSBOROUGH COUNTY, FLORIDA

Notes to Financial Statements

Fiduciary funds are used to account for resources held for the benefit of parties outside the primary government. Fiduciary funds are specifically used for purposes such as: holding bond proceeds and related bonds payable liabilities of the reclaimed water improvement units and capacity assessment units which are not obligations of Hillsborough County; payroll deductions payable, performance bonds, the Clerk of Circuit Court's tax accounts; forfeited bond accounts, fines and forfeiture accounts; and various other agency accounts. Agency funds are fiduciary funds used to account for assets that the County holds on behalf of others as their agent. Fiduciary funds are not included in the government-wide financial statements because the resources of these funds are not available to support County programs.

Reconciling Government-wide Financial Statements to Fund Financial Statements

The differences between the government-wide financial statements and the fund financial statements are identified in the following sections of the Basic Financial Statements: Reconciliation of the Balance Sheet – Governmental Funds to the Statement of Net Position – Governmental Activities; Reconciliation of the Statement of Revenues, Expenditures, and Changes in Fund Balances of Governmental Funds to the Statement of Activities; the reconciliation at the bottom of the Balance Sheet, Proprietary Funds; and the reconciliation at the bottom of the Statement of Revenues, Expenses, and Changes in Fund Net Position, Proprietary Funds.

C. Measurement Focus and Basis of Accounting

Accounting and financial reporting treatment is determined by the applicable measurement focus and basis of accounting. Measurement focus indicates the types of resources being measured such as current financial resources (current assets less current liabilities) or economic resources (all assets less all liabilities). The basis of accounting indicates the timing of transactions or events for recognition in the financial statements. For example, under the accrual basis of accounting, transactions are recognized when the transactions take place, whereas on the cash basis of accounting, transactions are recognized when cash is received or paid.

The proprietary fund financial statements and the government-wide financial statements are presented using the economic resources measurement focus and the accrual basis of accounting. The governmental fund financial statements are presented using the current financial resources measurement focus and modified accrual basis of accounting. The agency fund financial statements are presented using the accrual basis of accounting. Since agency funds do not show revenues or expenditures, a measurement focus is not applicable for agency funds.

With the economic resources measurement focus, all assets and liabilities associated with the operation of these funds are included on the balance sheet. With the accrual method of accounting, revenues are recorded when earned and expenses are recorded at the time liabilities are incurred. Government-wide financial statements and proprietary fund financial statements show increases (revenues) and decreases (expenses) in net position.

Governmental fund financial statements are presented using the current financial resources and the modified accrual basis of accounting. With this measurement focus, only current assets and current liabilities are generally included on the balance sheet. Operating statements of these funds show increases (i.e., revenues and other financing sources) and decreases (i.e., expenditures and other financing uses) in net current assets. Under the modified accrual basis of accounting, revenues are recorded when susceptible to accrual, that is, when they become both measurable and available to pay liabilities of the current period. Revenues not considered available are recorded as *unavailable revenue*, a deferred inflow of resources. See Note 1.H., *Deferred Outflows of Resources and Deferred Inflows of Resources*, for more information. Expenditures are recorded when a liability is incurred except for (a) unmatured interest on general long-term debt, which is recorded when due, and (b) the noncurrent portion of accrued compensated absences, which is recorded in long-term debt on the government-wide financial statements.

In applying the susceptible to accrual concept to intergovernmental revenues, there are essentially two types of revenues. In one, money must be expended for specific purposes or projects before any intergovernmental revenues will be received by the County; therefore, revenues are recognized based on the timing of expenditures incurred. In the other, intergovernmental revenues are virtually unrestricted and are usually revocable only for failure to comply with prescribed compliance requirements. These resources are reflected as revenues at the time of receipt or earlier if the susceptible to accrual criteria are met.

The availability period used for revenue recognition under the modified accrual basis of accounting is as follows: Property

HILLSBOROUGH COUNTY, FLORIDA

Notes to Financial Statements

taxes are recognized as revenue in the fiscal year for which taxes are levied, provided they are collected within thirty days after fiscal year-end. Special assessments are recorded as revenue in the year the payments are due. Investment earnings such as interest revenues are recorded as earned. Fire Rescue billings are recognized as revenue if expected to be collected within 90 days. Intergovernmental grant revenues are recognized when eligibility requirements are met and related amounts are available from grantors. Certain other revenues such as sales taxes and state shared revenues are recognized as revenues if expected to be received within 60 days. Certain other miscellaneous revenues are recorded as revenues when received because they are generally not measurable until actually received.

D. Cash, Cash Equivalents, and Investments

Cash consists of checking and savings accounts, collectively designated as cash deposits. Cash deposits are carried at cost. For purposes of financial statement presentation, cash equivalents are highly liquid investments with maturities of three months or less from date of purchase.

The County deposits cash in qualified public depositories. The deposits are insured by the Federal Deposit Insurance Corporation and/or secured by the multiple financial institution collateral pool established under Chapter 280, Florida Statutes. In accordance with these statutes, qualified public depositories are required to pledge eligible collateral in varying percentages. Any losses to public depositors are covered by applicable deposit insurance, by the sale of pledged securities, and if necessary, by assessments against other qualified public depositories.

County Ordinance 08-6 and Section 218.415, Florida Statutes, authorize the County to invest in obligations of the US government, its agencies and instrumentalities, and certain other investments. Investments are stated at fair value. More information is provided in Note 3, *Deposits and Investments*.

E. Unbilled Utility Service Receivables

Billings to water and wastewater customers are generally based on metered consumption, which is determined at various dates each month. At fiscal year-end, unbilled receivables are recorded and revenue is recognized in the Water Enterprise Fund based on estimated water consumption since the last billing cycle.

F. Inventories and Prepaid Charges

Inventories are valued at the lower of cost (using the first-in, first-out or average cost methods), or market value. The cost of inventory or prepaid charges in proprietary funds is recorded as an expense at the time individual inventory or prepaid charges are consumed (consumption method). In governmental funds, the cost of inventory or prepaid charges is recorded as an expenditure at the time it is acquired (purchase method). The Countywide Special Purpose Fund, however, uses the consumption method for prepaid charges. Inventories on hand in governmental funds at fiscal year-end are reported as assets on the balance sheet. The amount held in inventory, and prepaid charges if applicable, is shown as nonspendable fund balance in the fund financial statements because the amount held in inventory may not be spendable during the current period.

G. Capital Assets

Property, plant, and equipment, and infrastructure assets (such as roads, sidewalks, bridges, and drainage systems), are reported in the applicable governmental or business-type activities columns of the government-wide Statement of Net Position. Except for intangible assets described later in this note, capital assets are defined as those assets with an initial, individual cost of over \$1,000. Capital contributions are recorded at their estimated fair value after the receipt of the asset and formal acceptance by the BOCC. Depreciation is calculated using the straight-line method over estimated useful lives ranging from 5 to 50 years for buildings, 10 to 35 years for building improvements, and 2 to 10 years for equipment. The costs of normal maintenance and repairs that do not add to the value of the asset or materially extend asset lives are not capitalized. Infrastructure assets are not depreciated since the County has an asset management system in place and has made a commitment to preserve infrastructure assets at or above the condition levels set by the BOCC. See Infrastructure Condition and Maintenance Data section (required supplementary information after the Notes to the Financial Statements) for more information.

All capital assets, including buildings and building improvements, associated with Solid Waste and Water Funds are recorded

HILLSBOROUGH COUNTY, FLORIDA

Notes to Financial Statements

and depreciated within these two enterprise funds. However, only equipment is recorded and depreciated within the Self-Insurance and Fleet Internal Service Funds. Therefore, the internal service funds are set up to recover the costs of operations, except for costs associated with the depreciation of buildings and building improvements.

The County follows GASB Statement No. 51, *Accounting and Financial Reporting for Intangible Assets*. Intangible assets are assets that lack physical substance, are non-financial in nature, and have initial useful lives of over one year. Intangible assets under GASB Statement No. 51 include easements and internally or externally generated software, but exclude investments, capital leases, or goodwill. Intangible assets are capitalized and treated like capital assets for accounting purposes, but are amortized rather than depreciated. The County uses a capitalization threshold of \$5,000 for intangible assets.

There are three stages involved in internally generated software. The *preliminary project* stage includes conceptual formulation, surveying the existence of needed technology, evaluation of alternatives, and final selection of alternatives for the development of the software. The *application development* stage includes designing the software, including configuration and interfaces, coding, installation to hardware, and testing, including the parallel processing phase. The *post-implementation/operation* stage includes training and software maintenance. Only application development stage costs are capitalized as intangible assets. Preliminary project stage costs and post-implementation stage costs are expensed. Data conversion is considered a part of the application development stage only to the extent it is necessary to make the software operational, that is, in condition for use. Otherwise, data conversion is considered a post-implementation/operation stage activity. Purchased software is handled like internally generated software.

GASB Statement No. 51 was implemented prospectively, so only intangible assets acquired or generated on or after October 1, 2009 are capitalized. During fiscal year 2015, the County capitalized \$2,845,259 of software but did not capitalize any easements.

In the governmental fund financial statements, the costs associated with the acquisition or construction of capital assets are shown as capital outlay expenditures. Capital assets are not shown on the governmental fund balance sheets. In the proprietary fund financial statements, the costs associated with the acquisition or construction of capital assets are recorded as increases in capital assets. See Note 6, *Capital Assets*, for more information.

H. Deferred Outflows of Resources and Deferred Inflows of Resources

The County follows GASB Statement No. 63, *Financial Reporting of Deferred Outflows of Resources, Deferred Inflows of Resources, and Net Position*, GASB Statement No. 65, *Items Previously Reported as Assets and Liabilities*.

Deferred outflows of resources represent a consumption of net position that applies to future period(s) and so will not be recognized as an outflow of resources (expense or expenditure) until then. The Hillsborough County primary government has several items that qualifies for reporting in this category. One item is the loss on refunding resulting from the difference in the carrying value of refunded debt and its reacquisition price. This amount is amortized using the effective-interest method in the government-wide and proprietary fund financial statements over the shorter of the life of the old bonds or the life of the new bonds. At September 30, 2015, the Hillsborough County Primary Government had \$14,152,000 of unamortized bond refunding losses that were reported as deferred outflows of resources, all of which were for Governmental Activities. The County had five pension-related items that qualify as deferred outflows of resources. These items total to \$81,395,000 for Governmental Activities and \$4,686,000 for Business-Type Activities at September 30, 2015. See Note 8, *Employee Retirement Plans*, for more information. During fiscal year 2015, the County's Water Enterprise Fund recorded deferred outflows of resources in the amount of \$2,342,000 for the purchase price in excess of book value of Pluris Eastlake Inc., Pluris PCU, Inc. (Pebble Creek) and Hillsborough Waterworks water/wastewater utility systems. For fiscal year 2015, the purchase price in excess of book value of \$31,000 was amortized to operating expense and included in "depreciation and amortization" in the proprietary fund financial statements.

The Housing Finance Authority Component Unit had "hedging derivatives" of \$70,000 reported as deferred outflow of resources. See Note 1.U., *Derivative Instruments*, for more information.

Deferred inflows of resources represent acquisition of resources that apply to future reporting period(s) and will not be recognized as an inflow of resource (revenue) until then. In governmental funds, revenues that do not meet the revenue recognition criteria described in Note 1.C., *Measurement Focus and Basis of Accounting*, are deferred until collected as they do not meet the availability criteria. The County has several items that fall in this category. The fund financial statements had

HILLSBOROUGH COUNTY, FLORIDA

Notes to Financial Statements

a total of \$61,984,000 of unavailable revenues that are measurable, and eventually expected to be collected through taxpayer payments, liens or foreclosures, but are not currently available. Such amounts are reported as deferred inflows until the amounts become available. The County had three pension-related items that qualify as deferred inflows of resources. These items total to \$112,601,000 for Governmental Activities and \$5,730,000 for Business-Type activities at September 30, 2015. See Note 8, *Employee Retirement Plans*, for more information.

I. Restatements of Net Position, Beginning of Year

Net position, beginning of year, as reported in the Statement of Net Position, was restated for the effect of implementing GASB Statement No. 68, *Accounting and Financial Reporting for Pensions, an amendment of GASB Statement No. 27* and GASB Statement No. 71, *Pension Transition for Contributions Made Subsequent to the Measurement Date--an amendment of GASB Statement No. 68*. See Note 8 Employee Retirement Plans.

J. Compensated Absences

In accordance with GASB Statement No. 16, *Accounting for Compensated Absences*, the County accrues a liability for compensated absences, as well as certain other salary-related costs associated with the payment of compensated absences. The County's compensated absences liability at September 30, 2015 consisted of accruals for both vacation and sick leave. Vacation leave is accrued as a liability as the benefits are earned by employees. Sick leave is also accrued as a liability as the benefits are earned by employees, but only to the extent that it is probable that the County will compensate employees for the benefits through cash payments at retirement or other termination.

Hillsborough County Civil Service Rules state that sick leave termination payments are to be made under two conditions. Compensation for employees in "Plan A" includes a sick leave payment at termination for all hours of sick time accrued up to 480 hours and half of the sick time accrued over 960 hours. A liability is recorded for each employee in Plan A based on the employee's hourly pay rate. Compensation for employees in "Plan B" includes a sick leave payment at termination for only the employee's unused sick leave hours accrued at February 2, 1997, with payment only for each hour of sick time accrued up to 480 hours and half of the sick time accrued over 960 hours. A liability is recorded for each employee who has a termination payment under Plan B. Employees in Plan B hired after February 2, 1997, will not receive a sick leave payment at termination, so no sick leave liability is recorded for these employees.

The compensated absences liability also includes other salary-related costs incrementally associated with the payment of compensated absences such as the County's share of Social Security and Medicare taxes as well as the County's required pension contributions to the Florida Retirement System. The entire compensated absences liability, both short-term and long-term portions, is recorded in the government-wide financial statements and the separate proprietary fund financial statements.

K. Conduit Debt Obligations

The County's conduit debt obligations are certain limited-obligation revenue bonds or similar debt instruments issued for the specific purpose of providing capital financing for a specific third party that is not a part of the County's financial reporting entity. Although conduit debt obligations bear the name of a non-County related organization, neither the County nor the related organization has an obligation for such debt. See Note 7.J., *Non-Commitment Conduit Debt Obligations*, for more information.

L. Landfill Closure and Postclosure Care Costs

In accordance with governmental accounting standards, the County, as a municipal solid waste landfill owner, records a current expense and the related long-term liability for certain future landfill closure and postclosure care costs for landfills accepting solid waste. The portion of these future costs currently recognized is based on the amount of landfill capacity consumed as of each balance sheet date. The County also records the current estimated liability for remediation and monitoring costs for landfills that closed on or before October 9, 1991. More information on these expenses and related long-term liabilities is shown in Note 15, *Accounting for Municipal Solid Waste Landfill Costs*.

HILLSBOROUGH COUNTY, FLORIDA
Notes to Financial Statements

M. Deferred Losses on Debt Refundings, and Original Issue Discounts and Premiums

In the government-wide financial statements and proprietary fund financial statements, there are several situations where amounts are amortized to interest expense. The County records bond refunding loss transactions as follows: When losses are incurred from issuing new debt to refund outstanding debt, they are deducted from the principal balance of the new long-term bonds payable. Original issue discounts are reported as deductions from the principal balance of long-term bonds. Conversely, original issue premiums are reported as additions to the principal balance of long-term bonds.

Deferred refunding losses, original issue premiums and discounts are amortized using the effective interest method and reported as a component of interest expense on the governmentwide and proprietary fund Statements of Activities. The amortization period is the remaining life of either the old debt or the new debt, whichever is shorter. In addition during fiscal year 2015, deferred refunding losses, and original issue discounts and premiums amortized were, in total, a reduction of \$5,735,000 for governmental activities and a reduction of \$269,000 for business-type activities as shown in the following chart.

(Amounts in Thousands)	<u>Deferred Refunding Loss</u>	<u>Original Issue Discount</u>	<u>Original Issue Premium</u>	<u>Total Amortized to Interest</u>
Governmental activities	\$ 939	--	(6,674)	(5,735)
Business-type activities	--	36	(305)	(269)
Totals	<u>\$ 939</u>	<u>36</u>	<u>(6,979)</u>	<u>(6,004)</u>

N. Self-Insurance

The County has self-insurance internal service funds maintained by the BOCC and Sheriff. These self-insurance funds include both *risk management* and *employee group health insurance* activities.

Risk management deals with risks related to workers' compensation, and general and automotive liability. The County is substantially self-insured for workers' compensation claims as permitted by Florida law. The BOCC is self-insured for workers' compensation claims up to a maximum of \$650,000 per occurrence for regular employees and \$1,000,000 for firefighters, with unlimited excess coverage above the self-insurance cap. The Sheriff is self-insured for workers' compensation claims up to a maximum of \$500,000 per occurrence with unlimited excess coverage above the self-insurance cap. The County is also self-insured against general liability and automotive claims with limited liability per Section 768.28, Florida Statutes, of \$200,000 per person and \$300,000 per occurrence. Negligence claims in excess of the statutory limits can only be recovered through federal lawsuits or acts of the Florida Legislature.

The County also provides a group health insurance plan for its employees and their eligible dependents. The County has an employee group health self-insurance plan in order to account for and finance its uninsured risks of loss. Under this plan, the County is self-insured for up to \$550,000 per person annually. Stop-loss insurance was purchased to cover an unlimited lifetime amount per person above the \$550,000 per person deductible.

Based on actuarial estimates, liabilities have been established in the self-insurance fund for claims reported but not paid, and incurred but not reported. In addition, premiums charged to customer departments are recorded as revenues in the self-insurance fund and as insurance assessment expenditures in the customer departments. See Note 14 for more information on the Self-Insurance Fund and the actuarially determined claims liabilities.

O. Employee Retirement Plans

With a few exceptions, all full-time and part-time employees working for the County in regularly established positions are members of the Florida Retirement System (FRS), a multiple-employer cost-sharing public retirement system administered by the state of Florida. The governmentwide Statement of Net Position and Proprietary Fund Financial Statements present the County's proportionate shares of the net pension liabilities associated with the retirement plans offered by the Florida Retirement System. Effective October 1, 2014, the County implemented GASB Statement No. 68, *Accounting and Financial Reporting for Pensions, an amendment of GASB Statement No. 27* and GASB Statement No. 71, *Pension Transition for*

HILLSBOROUGH COUNTY, FLORIDA

Notes to Financial Statements

Contributions Made Subsequent to the Measurement Date; an amendment of GASB Statement No. 68; See Note 8, Employee Retirement Plans, for more information. GASB Statement numbers 68 and 71 cover the measurement of the net pension liability, deferred outflows of resources and deferred inflows of resources related to pensions and pension expense for the retirement plans offered.

P. Use of Restricted Versus Unrestricted Net Position

When both restricted and unrestricted net position are available, it is the County's policy that restricted resources are used first if appropriate.

Q. Interfund Transfers In and Out

In the Statement of Activities, interfund activity, such as transfers in and out as well as transfers within the Internal Service Funds and within the Governmental Activities category, is eliminated. Interfund activity between Governmental and Business-type activities is not eliminated. Interfund services provided and used between functions are not eliminated because removing interfund services used would distort the functional expenses presented in the Statement of Activities. Except for intrafund activity between the BOCC and Constitutional Officers within the General Fund, intrafund activity in the fund financial statements was eliminated. Intrafund activity between the Constitutional Officers and the BOCC was significant and necessary for effective presentation. See Note 11, *Interfund Transfers In and Out*, for details.

R. Goodwill

During fiscal year 2004, the County's Water Enterprise Fund recorded goodwill of \$10,155,000 related to the purchase of four independent water and wastewater franchise providers. Goodwill represents the excess of the total price paid compared to the fair value of the tangible capital assets acquired. Through these transactions, the Water Enterprise Fund added over 4,700 customers. The goodwill was scheduled for straight-line amortization over thirty years. For fiscal year 2015, goodwill of \$330,000 was amortized to operating expense and included in "depreciation and amortization" in the proprietary fund financial statements.

S. Sales and Pledges of Receivables

The County follows GASB Statement No. 48, *Sales and Pledges of Receivables and Future Revenues and Intra-Entity Transfers of Assets and Future Revenues*. Governments sometimes exchange an interest in their expected cash flows from collecting specific receivables or specific future revenues for immediate cash payments—generally in a lump sum. This Statement sets criteria to determine whether the proceeds received should be reported as revenue or as a collateralized borrowing resulting in a liability. If a government retains control or continues to be involved with the receivables or future revenues, then the transaction is more likely to be considered a collateralized borrowing. If transactions involving receivables are to be recognized as a sale, a gain or loss is reported in the period of the sale. If transactions involving future revenues are to be recognized as a sale, the revenue should be deferred and amortized in most cases. The County has certain revenues pledged for debt service. See Note 7, *Long-Term Liabilities*, for more information.

T. Pollution Remediation Obligations

The County follows GASB Statement No. 49, *Accounting and Financial Reporting for Pollution Remediation Obligations*. This GASB standard requires the recognition of a liability when any of the following events occur: (a) The government is compelled to take remediation action because of imminent danger to public health, welfare, or the environment. (b) The government is in violation of a pollution-prevention-related permit or license under state or federal law. (c) The government is named, or evidence indicates that it will be named, by a regulator as a responsible party or potentially responsible party for remediation. (d) The government is named, or evidence indicates that it will be named, in a lawsuit to compel the government to participate in remediation. (e) The government commences, or legally obligates itself to commence, cleanup activities or monitoring or operation and maintenance of the remediation effort. During fiscal year 2015, the County had no pollution remediation obligations.

HILLSBOROUGH COUNTY, FLORIDA

Notes to Financial Statements

U. Derivative Instruments

The County is committed to following GASB Statement No. 53, *Accounting and Financial Reporting for Derivative Instruments*, and GASB Statement No. 64, *Derivative Terminations*, if derivative contracts are used by the County in the future. During fiscal year 2015, the County had no derivatives requiring recognition, measurement, or disclosure.

The Housing Finance Authority of Hillsborough County component unit had four mortgage backed securities forward sales contracts at September 30, 2015, which were considered derivatives. The fair value of these derivatives, which were effective hedges with a fair value of \$70,000, was reported as deferred outflows of resources with a corresponding liability for derivative instrument - hedging on the statement of net position.

V. Fund Balance Reporting and Governmental Fund-Type Definitions

The County follows GASB Statement No. 54, *Fund Balance Reporting and Governmental Fund Type Definitions*, which clarifies governmental fund balance classifications and fund-type definitions. Fund balances are reported in classifications based on whether the amounts are nonspendable or spendable. Spendable amounts are further classified based on the extent to which there are external and/or internal constraints in how fund balance amounts may be spent. See Note 13, *Governmental Fund Balances*, for more information.

W. Subsequent Events

In accordance with GASB Statement No. 56, *Codification of Accounting and Financial Reporting Guidance Contained in the AICPA Statements on Auditing Standards*, the County has, while preparing this annual financial report, evaluated events occurring after the balance sheet date through June 7, 2016, which is the date this report was available to be issued. See Note 18, *Subsequent Events: Debt Issued for Governmental Activities*, for more information.

Note 2 Budgetary Accounting

Chapter 129, Florida Statutes, requires each county to prepare, approve, adopt, and execute an annual budget, for such funds as required by law, sound financial practice, or GAAP. The budget controls the levy of taxes and the expenditures of money for County purposes. Most County funds have annually appropriated budgets, meaning that their budgets are established annually. Certain funds have project-length budgets rather than annually appropriated budgets. Project-length budgets are budgets established at the start of capital projects or grants since they generally involve more than one fiscal year. Project-length budgets allow for more effective control over expenditures since costs may be controlled from the inception-to-date perspective rather than each year being controlled separately. The Intergovernmental Grants Fund, Infrastructure Surtax Projects Fund, Supervisor Grants Fund, and all capital projects funds have project-length budgets. Certain funds have a mixture of annually appropriated and project-length budgets. The Countywide Special Purpose Fund, Unincorporated Area Special Purpose Fund, County Transportation Fund, and Library Fund have a mixture of annually appropriated and project-length budgets. The Sheriff's Child Protection Investigations Fund, Inmate Welfare Fund, Communications 911 Fund, and BOCC Special Projects Fund, are completely unbudgeted. With the exceptions noted above, the rest of Hillsborough County's governmental and proprietary funds have annually appropriated budgets.

Chapter 129, Florida Statutes, requires that budgetary controls be established at the fund level, and provides that it is unlawful to expend more than is budgeted in a fund, and in no instance may expenditures exceed total appropriations. The Constitutional Officers and component units exercise budgetary control at a legal level of control, which is at the fund level. The legal level of control is that level of detail at which the governing body must approve expenditures or transfers which exceed appropriated amounts. The BOCC exercises budgetary control at a legal level of control, which is at the fund, department, and character level. A character is a category such as personnel services, operating expenditures, capital outlay, debt service, or grants and aids. A separate *Supplemental Budget Versus Actual Expenditures Report for the Fiscal Year Ended September 30, 2015* has been prepared to present the data of the BOCC at its legal level of control for funds with annually appropriated budgets as well as the annually appropriated portions of funds with a mixture of annually appropriated and project-length budgets.

During a fiscal year the BOCC may amend its adopted budget. These amendments provide supplemental appropriations in a fund and department to meet operational requirements resulting from: unanticipated circumstances; error corrections; or the need to expend new funds received from grant awards, contributions, insurance recoveries or bond/loan proceeds. During fiscal year 2015, supplemental appropriations to the BOCC budget, excluding Component Units, were approximately

HILLSBOROUGH COUNTY, FLORIDA

Notes to Financial Statements

\$801,678,000 or 19.6% of the originally adopted budget, compared to 32.8% during the prior year. Some of these supplemental appropriations were due to a variety of reasons including the adjustment of estimated fund balances to actual fund balances where advisable and grant awards received after October 1, 2014. Certain funds with project-length budgets before conversion to the County's new ERP system, continued to have project-length budgets during a phase-out period which ended September 30, 2015.

At the end of the fiscal year, the appropriations of annually adopted budgets lapse, but the appropriations of project-length budgets continue until the end of the capital project or grant. Budget amendments may be used to reduce appropriations in cases where actual revenues are anticipated to fall short of original estimates. The intent of the County is to establish a revised budget that provides for the use of available funds where permitted by law.

The County uses encumbrance accounting in governmental funds. Encumbrances represent commitments for future expenditures, based on purchase orders or contracts issued, where the goods or services have been ordered but have not been received. Encumbrances are used to help ensure that the sum of actual expenditures and commitments for future expenditures do not exceed the total level of appropriations authorized. Encumbrances do not constitute expenditures or liabilities because no resources are expended until the goods or services are received.

County budgets are prepared on a basis of accounting consistent with GAAP except for the budgets of the General Fund, Countywide Special Purpose Fund, and County Transportation Fund, which are prepared on a basis of accounting that differs from GAAP. With the Sheriff portion of the General Fund, there are differences between the budgetary basis of accounting and GAAP in the treatment of grants and contract revenues and related expenditures. On a budgetary basis, cost-reimbursement type grant revenues, contract-related charges for services, and associated expenditures are netted. On a GAAP basis, revenues and expenditures from these grants and contracts are presented at gross amounts in the financial statements.

Florida Statutes require entities that receive property appraisal and tax collection services to pay commissions to the Property Appraiser and Tax Collector, respectively. In addition, Florida Statutes require any unused money to be returned at year-end to the entities that paid these commissions. On the budgetary basis, distributions of excess fees paid to governmental entities outside of the County's reporting entity are shown as other financing uses and caused a negative variance on the budgetary basis in the General Fund for fiscal year 2015 because distributions exceeded appropriations. The negative variance was not unfavorable because it represented the return of savings from Property Appraiser and Tax Collector operations.

With the Property Appraiser and Tax Collector portions of the General Fund, there are differences between the budgetary basis of accounting and GAAP in the treatment of excess fee distributions to governmental entities outside of the County's reporting entity. On a budgetary basis, distributions of excess fees through these two funds are reported as other financing uses. On a GAAP basis, these distributions are reported as expenditures because there is a reduction in the net financial resources of the County.

The actual results of operations of the Sheriff, Property Appraiser, and Tax Collector portions of the General Fund are presented on a GAAP basis in the Statement or Schedules of Revenues, Expenditures and Changes in Fund Balances. These funds, however, are presented on a budgetary basis on the Schedules of Revenues, Expenditures and Changes in Fund Balances - Budget and Actual. The Sheriff's Child Protection Investigations Fund, Inmate Welfare Fund, Communication 911 Fund, BOCC Special Projects Fund, and Supervisor's Grant Fund did not have legally adopted budgets. Therefore, these funds are not included in the Nonmajor Special Revenue Funds or Individual Fund Schedules of Revenues, Expenditures and Changes in Fund Balances - Budget and Actual.

In addition, on the budgetary basis, only the financial activity of funds with annually appropriated budgets are included in the Statements or Schedules of Revenues, Expenditures and Changes in Fund Balances - Budget and Actual. On the GAAP basis, all financial activity is presented on the Statements or Schedules of Revenues, Expenditures and Changes in Fund Balances, whether budgeted annually or in project-length budgets. Reconciliations of the fund balance as reported on the budgetary basis to the fund balance reported on the GAAP basis are presented on the face of the applicable statements or schedules on the budgetary basis.

The General Fund was \$438,000 over budget in transportation expenditures due to unexpected flood water mitigation costs caused by heavy rains. The County Transportation Fund was \$1,025,000 over budget in general government expenditures, \$1,000 over budget in public safety expenditures, \$59,000 over budget in physical environment expenditures, and \$3,000 over budget in human services expenditures due to unexpected flood water mitigation costs including contract personnel and additional salary costs.

HILLSBOROUGH COUNTY, FLORIDA
Notes to Financial Statements

Note 3 Deposits and Investments

A. Deposits

At September 30, 2015, the total of the carrying amounts of the County's deposits (unrestricted and restricted) was \$115,414,000 and the total of the bank balances was \$134,981,000. The County's deposits consisted of demand deposits, and money market accounts. The bank balances are fully insured by federal deposit insurance and/or secured by the multiple financial institution collateral pool established under the "Florida Security for Public Deposits Act," Chapter 280, Florida Statutes. Cash in excess of the operating requirements of each fund are pooled and invested by the County in a variety of deposits and investments with the objectives of optimizing safety, liquidity, and yield, in that order. Earnings from pooled investments are allocated to each of the funds based on the average daily cash equity balance of each fund or as prescribed by BOCC resolution. Amounts that may not be commingled in accordance with certain bond resolutions or other agreements are invested outside the investment pool. For the component units which are in the County reporting entity figures shown above, the carrying amounts and bank balances were both \$277,000.

B. Investments

In accordance with GASB Statement 31, *Accounting and Financial Reporting for Certain Investments and External Investment Pools*, investments are carried and reported at fair value, except for investments in 2a-7-like pools, which are reported at amortized cost as described later in this note. Fair value is the amount at which an investment could be exchanged in a current transaction between willing parties, other than in a forced or liquidation sale. If quoted market prices are available, they are used to determine fair value. For investments in open-end mutual funds, fair value is determined by the fund's current share price. Investments made by the County (unrestricted and restricted) are summarized in the following table. The investments are classified by investment category and show fair value, modified duration in years, and credit rating. All investment income, including changes in the fair value of investments, is reported as a part of interest revenue in the financial statements.

Investments

	<u>Fair Value</u>		<u>Modified Duration In Years</u>		<u>Credit Ratings (a)</u>
	<u>Primary Government</u>	<u>Component Units</u>			
<i>(Amounts in Thousands)</i>					
U.S. treasury securities	\$ 777,656	--	1.1		(c)
U.S. government agency (GNMA)	--	3,333	-, 16.2	(b)	(c)
U.S. government sponsored agency securities	472,868	1,334	1.3, 18.0	(b)	(c)
Commercial paper notes	54,594	--	0.3		A-1
Corporate notes	82,727	--	1.9		AAA and AA
Municipal bonds	21,515	--	0.9		AA
Subtotal	<u>1,409,360</u>	<u>4,667</u>			
State Board of Administration (SBA):					
Florida PRIME	280,750	--	0.1	(d)	AAAm
Certificates of deposit	--	1,397	0.5		unrated
Open-end money market mutual funds,	14,685	7,281	0.1, 0.5	(b)	AAA, unrated (b)
Total investments	<u>\$ 1,704,795</u>	<u>13,345</u>			

(a) Standard & Poor's long-term and short-term credit ratings.

(b) First figure is for the primary government; second figure is for the Housing Finance Authority component unit.

(c) Credit rating is AA+ if security's maturity exceeds a year, and is A-1+ if security's maturity is a year or less.

(d) Weighted average maturity of (28 days)/(365 days) = 0.1 was used to approximate modified duration.

Modified duration is a measure of interest rate risk. It measures the sensitivity of an investment's price to interest rate changes. For example, if an investment security has a modified duration of two years, then a one-percentage point increase in the market interest rate will cause the value of the security to decline by two percent. Conversely, a one-percentage point

HILLSBOROUGH COUNTY, FLORIDA

Notes to Financial Statements

decline in the market interest rate will cause the value of the security with a modified duration of two years to increase in value by two percent. The modified duration of the investment portfolio of the primary government, as a whole at year-end, was approximately .98 years. The duration of callable securities was calculated using the call date as the maturity date.

A credit rating is a measure of credit risk, the risk that an issuer or other counterparty to an investment will not fulfill its obligations. Custodial credit risk, a subset of credit risk, is the risk that counterparties fail to fulfill their obligations. All of the investments of the County are insured or registered, or held by the County or its agent in the County's name. Excluding the investment pools managed by the State Board of Administration (SBA), securities issued by the US government, its agencies or instrumentalities, and mutual funds investing in such securities, no one issuer represents 5% or more of the total investments of the County.

C. SBA's Florida PRIME and Fund B Surplus Funds Trust Fund

The SBA manages Florida PRIME, a 2a-7-like pool, carried at amortized cost. A 2a-7-like pool is not registered with the Securities and Exchange Commission (SEC) as an investment company, but has a policy that it operates in a manner consistent with the SEC's Rule 2a-7 of the Investment Company Act of 1940, which regulates money market funds. Therefore, Florida PRIME operates essentially as a money market fund and the County's position in Florida PRIME is considered to be equivalent to its fair value.

Regulatory oversight of the SBA is provided by three state of elected officials designated as trustees: the Governor serves as Chairman of the SBA; the Chief Financial Officer serves as Treasurer of the SBA; and the Attorney General serves as Secretary of the SBA. External oversight of the State Board of Administration is provided by the Investment Advisory Council, which reviews investment performance, strategy and decision-making, and provides insight, advice and counsel on these and other matters when appropriate. A six-member participant Local Government Advisory Council was created to review the administration of the fund and make recommendations to the trustees. Audit oversight is also provided by the state of Florida Auditor General.

Due to financial market turmoil and concerns about the Florida Local Government Investment Pool's credit quality, the SBA split the Investment Pool into two funds in December 2007: 86% was allocated to Florida PRIME designated to hold high-quality money-market appropriate securities and 14% was allocated to the Fund B Surplus Funds Trust Fund (Fund B), a fluctuating net asset value (NAV) pool, designated to hold higher-risk securities such as those in default, having payment extensions or having significant changes in credit risk. The SBA has taken a variety of actions to stabilize and strengthen Florida PRIME. Since 2007, Florida PRIME has received Standard & Poor's AAAM rating each year, which is the highest rating for an investment pool.

Of the Hillsborough County Primary Government's \$130.8 million originally placed in Fund B, 100% was collected and moved to Florida PRIME by September 30, 2014, leaving a zero balance in Fund B at year-end. During fiscal year 2015, the SBA moved the following additional amounts to Florida PRIME account: \$1,669,000 to the BOCC, approximately \$89,000 to the Constitutional Officers, and \$8,000 to the Housing Finance Authority component unit. This distribution was made from surplus funds remaining in Fund B after all initial balances were distributed. This surplus was created by the fact that interest was not accrued on initial balances nor was it paid on Florida Local Government Investment Pool accounts during the month of November 2007. All County balances in Fund B have been liquidated as of July 2015.

D. Investment Policy

The County's investment policy manages interest rate risk, credit risk, and concentration of credit risk by following Section 218.415, Florida Statutes, and County Ordinance No. 08-6. Section 218.415, Florida Statutes, authorizes the County to invest surplus funds in the following:

- a. The state of Florida's Local Government Investment Pool.
- b. Direct obligations of the US government.
- c. Obligations of US government agencies such as the Government National Mortgage Association.

HILLSBOROUGH COUNTY, FLORIDA
Notes to Financial Statements

- d. Obligations of US government sponsored agencies (instrumentalities) such as the Federal Farm Credit System Banks, Freddie Mac (Federal Home Loan Mortgage Corporation), the Federal Home Loan Banks, or Fannie Mae (Federal National Mortgage Association).
- e. Interest-bearing time deposits or savings accounts in qualified public depositories as defined in Section 280.02, Florida Statutes.
- f. US Securities and Exchange Commission registered money market funds with the highest credit quality ratings from a nationally recognized rating agency.
- g. Securities of, or other interests in, any open-end or closed-end management type investment companies or investment trusts registered under the Investment Company Act of 1940 as amended, provided the portfolio is limited to obligations of the US government or its agencies and instrumentalities, and to repurchase agreements fully collateralized by such investments, provided the investment company or investment trust takes delivery of the collateral either directly or through an authorized custodian.
- h. Other investments authorized for the County by law, county ordinance, or resolution.

In addition to the above, County Ordinance 08-6 restricts the County's investments as follows:

- a. The entire portfolio may be invested in US Treasury securities with a maximum maturity length of 10 years, but investments in Treasury strips are limited to 10% of the portfolio.
- b. A maximum of 50% of the portfolio may be invested in the state of Florida's Local Government Investment Pool, also known as Florida PRIME.
- c. A maximum of 50% of the portfolio may be invested in US government agency securities, with no more than 10% of the portfolio in any individual US government agency.
- d. A maximum of 60% of the portfolio may be invested in obligations of US government instrumentalities with a maturity length of 10 years, provided that no more than 30% of the portfolio is invested in any one issuer and no more than 25% of the portfolio is invested in callable securities.
- e. A maximum of 20% of the portfolio may be invested in repurchase agreements excluding one-business day agreements and overnight sweep agreements, with no more than 10% of the portfolio in the repurchase agreements of a single institution.
- f. A maximum of 20% of the portfolio may be invested in nonnegotiable interest-bearing time certificates of deposit of an institution with deposits secured by the Florida Security for Public Deposits Act, provided that the maximum maturity on any certificate is no greater than one year and no more than 10% of the portfolio is deposited with any one issuer.
- g. A maximum of 20% of the portfolio may be invested in prime commercial paper (i.e. rated Prime-1 by Moody's, A-1 by Standard & Poor's, or AA by two nationally recognized rating agencies if backed by a letter of credit), with no more than 5% of the portfolio in the commercial paper of a single issuer. The maximum length to maturity shall be 270 days from the date of purchase.
- h. A maximum of 50% of the portfolio may be invested in money market funds offered by registered investment companies and operated in accordance with 17 CFR 270.2a-7, provided that the money market funds are rated AAAM or AAAM-G or better by Standard & Poor's or the equivalent by another nationally recognized rating agency. No more than 25% of the portfolio may be invested in any one money market fund.
- i. A maximum of 15% of the portfolio may be invested in high quality corporate notes (rated Aa by Moody's and AA by Standard & Poor's), with no more than 5% of the portfolio in the notes of a single issuer.
- j. A maximum of 20% of the portfolio may be invested in intergovernmental investment pools, provided that the total

HILLSBOROUGH COUNTY, FLORIDA
Notes to Financial Statements

investment does not exceed 25% of the intergovernmental pool.

- k. A maximum of 25% of the total portfolio may be invested in state or local government taxable and/or tax exempt general obligation and/or revenue bonds (rated at least Aa by Moody's and AA by Standard and Poor's) or short-term debt (rated at least MIG-2 by Moody's and SP-2 by Standard & Poor's).
- l. A maximum of 20% of the total portfolio may be invested in bankers' acceptances issued by a domestic bank or federally chartered domestic office of a foreign bank (rated at least P-1 by Moody's Investors Service and A-1 by Standard & Poor's), with a maximum of 5% of available funds with any one issuer. The maximum length to maturity shall be 180 days from purchase.
- m. Reverse repurchase agreements and securities lending transactions are not permitted.
- n. The maximum maturities shown above may be exceeded if investments are purchased to fulfill long-term debt service reserve requirements, in which case investments are permitted to have maturity dates up through the life of the debt service reserves.

E. Other

At year-end, the County had \$27,033,000, in callable securities of US government sponsored agencies. These securities were purchased because the advantage gained from their higher interest rates more than offset the reinvestment risk—the risk that securities could be called and the proceeds reinvested at lower interest rates.

For the Hillsborough County reporting entity, deposits of \$115,414,000 plus investments of \$1,718,140,000 shown in the notes to the financial statements equal: the total of restricted and unrestricted cash and cash equivalents and investments of \$1,760,718,000 presented on the Statement of Net Position; plus the cash and cash equivalents and investments of \$72,834,000 shown on the Statement of Fiduciary Assets and Liabilities - Agency Funds; since the cash and cash equivalents and investments of Fiduciary Funds are included in the notes to the financial statements, but not in the Statement of Net Position.

Note 4 Property Taxes

Property taxes based on assessed values at January 1 are payable on November 1 of each year. A four percent discount is allowed if the taxes are paid in November, with the discount declining by one percentage point each month thereafter. Taxes become delinquent on April 1 of the following year and tax certificates for the full amount of any unpaid taxes and assessments are auctioned beginning June 1 of that year. Property tax revenue is recorded when it becomes available. Available means when due and collectible within the current period or soon enough thereafter to be used to pay liabilities of the current period. No accrual for the property tax levy becoming due in November of 2015 is included in the accompanying financial statements since such taxes are collected to finance expenditures of the subsequent period. Section 200.071, Florida Statutes, limits aggregate ad valorem tax millage against property of the County to 10 mills each for countywide and unincorporated area services unless increased by voter referendum.

Note 5 Accounts Receivable, Amounts Due From Other Governments, and Mortgages Receivable

Accounts receivable at September 30, 2015, for the County's individual major funds and nonmajor funds in total, including applicable allowances for doubtful accounts, were as follows:

HILLSBOROUGH COUNTY, FLORIDA
Notes to Financial Statements

<i>(Amounts in Thousands)</i>	Accounts Receivable, Gross	Allowance for Doubtful Accounts	Accounts Receivable, Net
General Fund	\$ 26,351	(20,312)	6,039
Countrywide Special Purpose Fund	4	--	4
Intergovernmental Grants Fund	3,286	--	3,286
County Transportation Fund	411	--	411
Nonmajor governmental funds	2,638	(1,794)	844
Internal service funds	344	--	344
Water Resource Services Enterprise Fund	151,667	(390)	151,277
Solid Waste Resource Recovery Enterprise Fund	3,906	(56)	3,850
Amounts reported only under accrual basis of accounting (i.e. not reported in funds)	252	--	252
Total for primary government	<u>188,859</u>	<u>(22,552)</u>	<u>166,307</u>
Component units	96	--	96
Total for Hillsborough County reporting entity	<u>\$ 188,955</u>	<u>(22,552)</u>	<u>166,403</u>

On the following chart of amounts due from other governments at September 30, 2015, “due from grantors” refers to amounts receivable from federal, state, or other grantors. “Due from state of Florida” refers to amounts receivable such as sales taxes, state shared revenues or other non-grant receivables from the state of Florida. Most accounts receivable and amounts due from other governments are expected to be collected within one year.

<i>(Amounts in Thousands)</i>	Due From Other Governments			
	State/Federal Grants	State of Florida	Other	Totals
General Fund	\$ 238	545	473	1,256
Countrywide Special Purpose Fund	--	20,548	--	20,548
Sales Tax Revenue Fund	--	35,224	--	35,224
Intergovernmental Grants Fund	8,869	--	--	8,869
County Transportation Fund	5,199	8,284	--	13,483
Nonmajor governmental funds	--	3,782	10	3,792
Total for primary government	<u>14,306</u>	<u>68,383</u>	<u>483</u>	<u>83,172</u>
Component units	--	--	712	712
Total for Hillsborough County reporting entity	<u>\$ 14,306</u>	<u>68,383</u>	<u>1,195</u>	<u>83,884</u>

The County has a multi-family, single-family, construction and rehabilitation loan program to allow real estate developers with approved construction or rehabilitation projects to receive low interest mortgage loans where interest may be deferred until the end of the loan period under certain conditions. Most of the funding for this affordable housing program comes from the state of Florida’s State Housing Initiative Partnership (SHIP) program and the federal government’s HOME Investment Partnerships and Community Development Block Grant (CDBG) programs.

The County has two other programs to help provide affordable housing to County residents: (a) The First Time Home Buyers Down Payment Assistance program provides qualified first-time home buyers with a mortgage loan for down payment assistance which is payable upon sale of the house, but will be forgiven if the borrower remains in the house for an agreed upon period of up to 30 years. (b) The owner-occupied rehabilitation loan program allows qualified residents to apply for a mortgage loan for rehabilitation purposes. In certain cases a third-party administrator manages loan repayments. Both of these programs are funded by SHIP, CDBG, and HOME Investment Partnership grant programs.

The County also receives grant funding from the federal government’s Neighborhood Stabilization Program (NSP). Under this program, the County uses NSP funding primarily to provide mortgages to nonprofit organizations to buy foreclosed and abandoned residential properties, renovate them, and sell them to members of the public to repeat the process.

Liens have been recorded in official records for the properties acquired for each of the loan programs described above. Mortgages receivable for these programs at September 30, 2015, for the County’s individual major funds in total, including applicable allowances for doubtful accounts, were as follows:

HILLSBOROUGH COUNTY, FLORIDA
Notes to Financial Statements

<i>(Amounts in Thousands)</i>	Mortgages Receivable, Gross	Allowance for Doubtful Accounts	Mortgages Receivable, Net
Intergovernmental Grants Fund	\$ 56,533	(22,537)	33,996
Local Housing Assistance Fund	47,390	(26,995)	20,395
Total for primary government	<u>103,923</u>	<u>(49,532)</u>	<u>54,391</u>
Component units	3,944	(371)	3,573
Hillsborough County reporting entity	<u>\$ 107,867</u>	<u>(49,903)</u>	<u>57,964</u>

Note 6 Capital Assets

Changes in capital assets of governmental and business-type activities for the year ended September 30, 2015 were as follows:

Governmental Activities:

(Amounts in Thousands)

	Beginning Balance	Increases	Decreases	Ending Balance
Land, including rights-of-way	\$ 543,794	36,081	20,058	559,817
Infrastructure	5,831,692	102,111	3,503	5,930,300
Construction work in progress	94,812	202,152	249,321	47,643
Total non-depreciable assets	<u>6,470,298</u>	<u>340,344</u>	<u>272,882</u>	<u>6,537,760</u>
Buildings	756,304	43,315	159	799,460
Building improvements	213,407	61,328	102	274,633
Equipment	372,677	39,073	31,932	379,818
Intangibles*	34,937	4,230	7,139	32,028
Total depreciable assets	<u>1,377,325</u>	<u>147,946</u>	<u>39,332</u>	<u>1,485,939</u>
Less accumulated depreciation for:				
Buildings	(385,250)	(18,677)	867	(404,794)
Building improvements	(126,635)	(19,966)	(125)	(146,476)
Equipment	(284,673)	(35,076)	(29,115)	(290,634)
Intangibles	(15,679)	(6,972)	1,996	(24,647)
Total accumulated depreciation	<u>(812,237)</u>	<u>(80,691)</u>	<u>(26,377)</u>	<u>(866,551)</u>
Total capital assets, being depreciated, net	<u>565,088</u>	<u>67,255</u>	<u>12,955</u>	<u>619,388</u>
Total governmental capital assets, net	<u>\$ 7,035,386</u>	<u>407,599</u>	<u>285,837</u>	<u>7,157,148</u>

*Intangible assets include easements and software.

Business-type Activities

(Amounts in Thousands)

	Beginning Balance	Increases	Decreases	Ending Balance
Land, including rights-of-way	\$ 42,204	1,460	532	43,132
Construction work in progress	197,397	78,081	99,335	176,143
Total non-depreciable assets	<u>239,601</u>	<u>79,541</u>	<u>99,867</u>	<u>219,275</u>
Buildings	553,404	24,048	--	577,452
Building improvements	1,410,088	103,446	1,551	1,511,983
Equipment	59,365	4,752	2,013	62,104
Intangibles *	11,147	294	--	11,441
Total depreciable assets	<u>2,034,004</u>	<u>132,540</u>	<u>3,564</u>	<u>2,162,980</u>
Less accumulated depreciation for:				
Buildings	(351,587)	(14,759)	--	(366,346)
Building improvements	(715,412)	(44,064)	(1,448)	(758,028)
Equipment	(32,732)	(7,424)	(1,910)	(38,246)
Intangibles	(3,765)	(393)	-	(4,158)
Total accumulated depreciation and amortization	<u>(1,103,496)</u>	<u>(66,640)</u>	<u>(3,358)</u>	<u>(1,166,778)</u>
Total capital assets, being depreciated, net	<u>930,508</u>	<u>65,900</u>	<u>206</u>	<u>996,202</u>
Total business-type capital assets, net	<u>\$ 1,170,109</u>	<u>145,441</u>	<u>100,073</u>	<u>1,215,477</u>

*Intangible assets include easements, software and goodwill.

HILLSBOROUGH COUNTY, FLORIDA
Notes to Financial Statements

During fiscal year 2015, interest costs of \$771,000 were capitalized to construction work-in-progress on the Statement of Net Position - Proprietary Funds and deducted from interest expense on the Statement of Activities – Proprietary Funds. The interest expense capitalized represents the net amount after deducting the bond proceeds' investment income from the related tax-exempt debt interest cost. Total business-type interest costs incurred during fiscal year 2015 were \$12,392,000.

Depreciation and/or amortization expense was charged for fiscal year 2015 to functions of the primary government as shown below:

<i>(Amounts in Thousands)</i>	<u>Depreciation and Amortization</u>
Governmental activities:	
General government	\$ 13,388
Public safety	38,249
Physical environment	1,078
Transportation	2,522
Economic environment	2,030
Human services	8,605
Culture and recreation	3,162
Internal service funds	11,657
Total depreciation expense - governmental activities	<u>\$ 80,691</u>
Business-type activities:	
Water Resource Services	\$ 51,143
Solid Waste Resource Recovery	15,529
Total depreciation/amortization expense-business-type activities	<u>\$ 66,672</u>

Construction or capital improvement commitments outstanding as measured by purchase orders and contracts outstanding of the primary government at September 30, 2015 were as follows:

<i>(Amounts in Thousands)</i>	<u>Construction Commitments Outstanding</u>
Countywide Special Purpose Fund	\$ 721
Intergovernmental Grants	3,157
County Transportation Fund	54,851
Infrastructure Surtax Projects Fund	27,365
Nonmajor special revenue funds	6,691
Nonmajor capital projects funds	36,769
Water Enterprise Fund	83,911
Solid Waste Enterprise Fund	476
Total construction commitments outstanding	<u>\$ 213,941</u>

The Capital Improvement Program is a financial plan of proposed capital projects covering a five or six-year period. Project costs can include project development, site acquisition, design, construction, renovation, initial fixtures and equipment, and administration. Major categories of projects include fire services, government facilities, libraries, parks programs, solid waste, stormwater, transportation, and water and wastewater. The Capital Improvement Program does not identify all project costs. It only identifies what will probably be appropriated during the period. Total capital costs will be greater. The Capital Improvement Program for fiscal years 2016 through 2021 incorporates projects with a total cost of \$1,494,370,000.

Note 7 Long-Term Liabilities

A. Changes in Long-Term Liabilities

HILLSBOROUGH COUNTY, FLORIDA
Notes to Financial Statements

The following is a summary of changes in non-current liabilities for the year ended September 30, 2015, for both governmental activities and business-type activities:

Governmental Activities: <i>(Amounts in Thousands)</i>	Beginning Balance (Restated)	Additions	Reductions	Ending Balance
General obligation bonds	\$ 65,900	--	2,240	63,660
Unamortized bond issue premiums	292	--	90	202
Revenue bonds	418,220	207,015	129,240	495,995
Unamortized bond issue premiums	23,655	30,424	6,584	47,495
Notes payable	116,248	59,150	110,288	65,110
Compensated absences payable*	58,200	66,221	66,033	58,388
Net pension liability**	281,318	156,658	--	437,976
Net OPEB obligation***	12,915	5,920	5,502	13,333
Insurance claims payable ^^	34,839	121,172	120,896	35,115
Other long-term liabilities (see Note 7.D.)	8,501	--	--	8,501
Governmental activity long-term liabilities- primary government	<u>1,020,088</u>	<u>646,560</u>	<u>440,873</u>	<u>1,225,775</u>
Component units	<u>7,329</u>	<u>--</u>	<u>3,103</u>	<u>4,226</u>
Governmental activities long-term liabilities- reporting entity	<u>\$ 1,027,417</u>	<u>646,560</u>	<u>443,976</u>	<u>1,230,001</u>

*Compensated absences payable are liquidated as sick and vacation leave expenditures are recorded for employees in the General Fund, Countywide Special Purpose Fund, Sales Tax Revenue Fund, Intergovernmental Grants Fund, County Transportation Fund, Infrastructure Surtax Fund, Water Enterprise Fund, Solid Waste Enterprise Fund, and various nonmajor funds with personnel expenditures.

** Net pension liability was restated due to the implementation of GASB Statements No. 68 and 71. See Note 8, Employee Retiree Plans, for more information.

***The net OPEB obligation is liquidated as the medical claims of retirees covered by Hillsborough County are paid through the Self-Insurance Internal Service Fund.

^^At September 30, 2015, the Hillsborough County health care program for low-income residents had an “insurance claims payable, current” liability of \$7,718,000 reported for claims incurred but not reported and reported but not paid, which was shown in the Statement of Net Position and the Balance Sheet – Governmental Funds. That liability was not included in the chart above because it was a current liability.

Business-type Activities <i>(Amounts in Thousands)</i>	Beginning Balance (Restated)	Additions	Reductions	Ending Balance
Revenue bonds	\$ 321,145	-	19,716	301,429
Unamortized bond issue premiums	2,214	-	305	1,909
Unamortized bond issue discounts	(516)	-	(36)	(480)
Compensated absences payable	4,818	3,074	3,719	4,173
Net pension liability**	19,398	8,315	-	27,713
Other long-term liabilities (see Note 7.D.)	37,684	1,804	1,040	38,448
Business-type activity, long-term liabilities	<u>\$ 384,743</u>	<u>13,193</u>	<u>24,744</u>	<u>373,192</u>

** Net pension liability was restated due to implementation of GASB Statements No. 68 and 71.

See Note 20 Exhibit A “Schedule of Changes in Long-Term Debt” at the end of the Notes to the Financial Statements for

HILLSBOROUGH COUNTY, FLORIDA
Notes to Financial Statements

more information on the long-term debt of governmental and business-type activities, including the current portion of long-term debt. Deferred refunding losses and unamortized bond issuance discounts are recorded as reductions of bonds payable on the Statement of Net Position. Unamortized bond issuance premiums are recorded as additions to bonds payable on the Statement of Net Position.

B. Bonds Payable

Bonds payable, including current maturities, at September 30, 2015 were as follows:

<i>(Amounts in Thousands)</i>	<u>Long-term Debt, Governmental</u>
General Obligation Bonds:	
\$18,540 August 28, 2002, General Obligation Refunding Bonds (Unincorporated Area Parks and Recreation Program), Series 2002, due in annual installments through 2025; interest cost at 4.20%. (Note 20 - Exhibit B)	\$ 9,455
Unamortized bond issue premium	68
\$11,305 December 29, 2009, General Obligation Bonds (Environmental Land Acquisition and Protection Program), Series 2009A, due in annual installments through 2019; interest cost at 3.87%. (Note 20 - Exhibit C)	6,080
Unamortized bond issue premium	134
\$48,125 December 29, 2009, General Obligation Bonds (Environmental Land Acquisition and Protection Program), Series 2009B (Federally Taxable Build America Bonds Direct Subsidy), due in annual installments through 2039; interest cost at 4.00%. (Note 20 - Exhibit D)	48,125
Net general obligation bonds, governmental activities	<u>\$ 63,862</u>

Revenue Bonds:	<u>Long-term Debt, Governmental</u>
\$17,920 June 8, 2005, Tampa Bay Arena Refunding Revenue Bonds, Series 2005, due in annual installments through 2026; interest cost at 4.12%. (Note 20 – Exhibit F)	\$ 11,920
Unamortized bond issuance premium	92
\$38,305 August 23, 2005, Court Facilities Refunding Revenue Bonds, Series 2005, due in annual installments through 2029; interest cost at 4.28%. (Note 20 – Exhibit G)	28,050
Unamortized bond issuance premium	17
\$40,285 May 3, 2006, Capital Improvement Program Refunding Revenue Bonds, Series 2006, due in annual installments through 2024; interest cost at 4.16%. (Note 20 - Exhibit H)	23,885
Unamortized bond issue premium	51
\$18,270 December 6, 2006, Fourth Cent Tourist Development Tax Bonds, Series 2006, due in annual installments through 2035; interest cost at 4.14%. (Note 20 – Exhibit I)	14,595
Unamortized bond issue premium	\$ 32

HILLSBOROUGH COUNTY, FLORIDA
Notes to Financial Statements

Revenue Bonds:	<u>Long-term Debt, Governmental</u>
\$27,125 December 6, 2006, Fifth Cent Tourist Development Tax Bonds, Series 2006A, due in annual installments through 2035; interest cost at 4.27%. (Note 20 – Exhibit J)	\$ 24,435
Unamortized bond issue premium	80
\$191,800 October 31, 2007, Community Investment Tax Revenue Bonds, Series 2007, due in annual installments through 2026; interest cost at 4.5%. (Note 20-Exhibit K)	30,630
Unamortized bond issue premium	247
\$19,195 May 7, 2008, Capital Improvement Non-Ad Valorem Refunding Revenue Bonds (Warehouse and Sheriff's Facilities Projects), Series 2008, due in annual installments through 2028; interest cost at 4.2%. (Note 20 – Exhibit L)	14,045
Unamortized bond issue premium	16
\$38,130 May 23, 2012, Community Investment Tax Refunding Revenue Bonds, Series 2012A, due in annual installments through 2025; interest cost at 2.42%. (Note 20 – Exhibit M)	33,485
Unamortized bond issue premium	3,449
\$51,625 May 23, 2012, Community Investment Tax Refunding Revenue Bonds, Series 2012B, due in annual installments through 2025; interest cost at 2.42%. (Note 20 – Exhibit N)	51,625
Unamortized bond issue premium	5,094
\$67,445 June 21, 2012, Capital Improvement Program Revenue Bonds, Series 2012, due in annual installments through 2026; interest cost at 2.16%. (Note 20 – Exhibit O)	56,310
Unamortized bond issue premium	7,993
\$67,800 April 10, 2015, Communications Services Tax Revenue Bonds, Series 2015, due in annual installments through 2045; interest cost at 2.16%. (Note 19 – Exhibit O)	67,800
Unamortized bond issuance premium	5,627
\$139,500 July 29, 2015, Community Investment Tax Refunding Revenue Bonds, Series 2015, due in annual installments through 2025; interest cost at 2.18%. (Note 19 – Exhibit P)	139,215
Unamortized bond issuance premium	24,797
Net revenue bonds, governmental activities	<u>543,490</u>
Total of net general obligation bonds, and net revenue bonds, for governmental activities	<u>\$ 607,352</u>

Revenue Bonds:	<u>Long-term Debt, Business-type</u>
\$116,990 November 14, 2006, Solid Waste and Resource Recovery Revenue Bonds, Series 2006A, due in annual installments through 2034; interest cost at 4.81%. (Note 19 – Exhibit S)	\$ 104,295
Unamortized bond issue premium	1,491
\$40,360 November 14, 2006, Solid Waste and Resource Recovery Revenue Bonds, Series 2006B, due in annual installments through 2030; interest cost at 4.07%. (Note 19 – Exhibit T)	33,935
Unamortized bond issue premium	\$ 235

HILLSBOROUGH COUNTY, FLORIDA
Notes to Financial Statements

Revenue Bonds:	<u>Long-term Debt,</u> <u>Business-type</u>
\$18,035 November 16, 2010, Utility Recovery Revenue Bonds, Series 2010A (tax exempt), due in annual installments through 2019; interest cost at 2.05%. (Note 19 – Exhibit U) Unamortized bond issuance premium	\$ 10,755 183
\$110,265 November 16, 2010, Utility Recovery Revenue Bonds, Series 2010B (Build America Bonds, which are taxable, but provide a direct 35% interest subsidy to the local government), final maturity in 2037; interest cost at 3.43%. (Note 19 – Exhibit V) Unamortized bond issue discount	110,265 (480)
\$21,700 November 16, 2010, Utility Recovery Revenue Bonds, Series 2010C (Recovery Zone Economic Development Bonds, which are taxable, but provide a direct 45% interest subsidy to the local government), final maturity in 2040; interest cost at 3.22%. (Note 19 – Exhibit W)	21,700
\$25,160 May 8, 2013, Solid Waste and Resource Recovery Bonds, Series 2013 (Alternative Minimum Tax), final maturity in 2023; interest cost at 1.79%. (Note 19 – Exhibit X) Net revenue bonds, business-type activities	20,479 <u>\$ 302,858</u>

Note 20, Exhibits B through V, show future debt service requirements, including sinking fund purchases for each issue.

HILLSBOROUGH COUNTY, FLORIDA
Notes to Financial Statements

Annual debt service requirements to maturity for long-term governmental bonded debt are as follows:

Long-Term Bonded Debt, Governmental Activities
(Amounts in Thousands)

Year Ending September 30	General Obligation Bonds			Revenue Bonds		Total
	Principal	Interest	Less Subsidy	Principal	Interest	
2016	\$ 2,315	3,568	(936)*	26,390	19,279	50,616
2017	2,405	3,475	(1,004)	31,255	21,249	57,380
2018	2,505	3,376	(1,004)	32,685	19,802	57,364
2019	2,600	3,281	(1,004)	34,250	18,218	57,345
2020	2,725	3,161	(1,004)	35,910	16,548	57,340
2021-2025	13,910	13,673	(4,560)	203,990	54,762	281,775
2026-2030	10,995	10,326	(3,615)	70,935	18,101	106,742
2031-2035	13,385	6,662	(2,332)	22,335	10,786	50,836
2036-2040	12,820	2,076	(727)	16,770	6,096	37,035
2041-2045	--	--	--	17,560	2,757	20,317
2046	--	--	--	3,915	147	4,062
Total	\$ 63,660	49,598	(16,186)	495,995	187,745	780,812

*The Build America Bonds federal subsidy for fiscal year 2016 was reduced 6.8% due to sequestration mandated by the American Taxpayer Relief Act of 2012.

Annual debt service requirements to maturity for business-type bonded debt are as follows:

Long-term Debt, Business-type Activities
(Amounts in Thousands)

Year Ending September 30	Revenue Bonds			Total
	Principal	Interest	Less Subsidy	
2016	\$ 9,549	14,134	(2,371)*	21,312
2017	9,882	13,805	(2,544)	21,143
2018	10,265	13,416	(2,544)	21,137
2019	10,630	13,349	(2,544)	21,435
2020	12,810	12,656	(2,544)	22,922
2021-2025	65,553	55,190	(11,679)	109,064
2026-2030	70,360	39,833	(9,433)	100,760
2031-2035	74,860	21,246	(6,466)	89,640
2036-2040	37,520	6,439	(2,766)	41,193
Total	\$ 301,429	190,068	(42,891)	448,606

*The Build America Bonds federal subsidy for fiscal year 2016 was reduced 6.8% due to sequestration mandated by the American Taxpayer Relief Act of 2012.

C. Notes Payable

On April 5, 2000, the BOCC adopted a resolution for the issuance of Capital Improvement Program Commercial Paper Notes, Series A (Non Alternative Minimum Tax), Series B (Alternative Minimum Tax), and Series C (Taxable) not to exceed \$200,000,000. Commercial paper notes were issued as part of a long-term financing program where notes are issued, rolled

HILLSBOROUGH COUNTY, FLORIDA
Notes to Financial Statements

over as needed, and ultimately refinanced with long-term debt as favorable longer-term rates become available in the financial markets. The BOCC has currently authorized notes payable issuances of up to \$300,000,000. The commercial paper notes are issued at face values of \$100,000 or more. The notes are payable in full plus accrued interest on maturity which is not greater than 270 days from the issue date. To facilitate an efficient and effective use of available cash, the County will periodically issue new money notes and reissue maturing notes at current market interest rates to fund its cash needs. During fiscal year 2015, market interest rates ranged from 0.05% to 0.13%. The County intends to redeem a portion of outstanding notes with program revenues and to refinance the remaining notes with future long-term financing. Payment of the maturing commercial paper notes payable is secured by an irrevocable direct pay letter of credit in the amount of \$300,000,000. Interest on the notes is payable at the time each note matures.

At September 30, 2015, total notes payable outstanding were \$65,110,000 as shown below.

Governmental activities:

(Amounts in Thousands)

	<u>Issue Date</u>	<u>Maturity Date</u>	<u>Interest Rate</u>	<u>Face Amount</u>
Commercial paper notes:	9-24-15	10-29-15	0.03%	\$ 5,400
	09-24-15	10-29-15	0.03	14,700
	08/27/15	11-19-15	0.07	33,000
	07-30-15	10-15-15	0.06	5,610
	08-27-15	11-19-15	0.07	6,400
Total notes payable				<u>\$ 65,110</u>

On the Statement of Net Position, all notes payable are presented as current liabilities.

D. Other Long-Term Liabilities

Other long-term liabilities, including current maturities, reported in the Governmental Activities column of the Statement of Net Position at September 30, 2015 consisted of only a contingent obligation to return funds to the Tampa Sports Authority. The County had no arbitrage rebate liabilities at September 30, 2015. See Note 7.F., *Arbitrage Rebate Liability*, for information on the arbitrage rebate liability by bond issue. Note 11, *Transfers In and Out*, provides information on the funds that provided financial resources to individual debt service funds during fiscal year 2015.

A Contingent Obligation to Return Funds to the Tampa Sports Authority

Under the Community Investment Tax Agreement (CITA) dated July 17, 1996, the County along with other agreement participants disbursed \$12 million from Community Investment Tax revenues to the Tampa Sports Authority (TSA) for the purpose of purchasing or constructing a professional football practice facility for the Tampa Bay Buccaneers. Approximately sixteen years later, on June 28, 2012, the BOCC voted to have its proportional share of the unexpended practice facility money returned to the County.

In accordance with Interlocal Agreement Number 12-1252 dated October 1, 2012, between the County and the TSA, the County received \$8.4 million from the TSA on February 28, 2013. Under this agreement, an affirmative vote of two-thirds of the TSA Board is needed to request the return of the \$8.4 million paid to the County at any time. This contingent obligation shall remain in effect until the TSA advises the County in writing that the obligation to return the \$8.4 million is satisfied or this agreement is terminated. This amount is recorded as other long-term debt on the Statement of Net Position. See Note 19, *Subsequent Events*, for information on the liquidation of this liability during fiscal year 2016.

Other long-term liabilities, including current maturities, for the Enterprise Funds at September 30, 2015, were as follows:

(Amounts in Thousands)	Other Long-Term Liabilities Business-Type
Open landfill closure and postclosure costs	\$ 34,525
Closed landfill remediation/monitoring	3,923
Total other long term liabilities, business-type activities	<u>\$ 38,448</u>

HILLSBOROUGH COUNTY, FLORIDA
Notes to Financial Statements

The other long-term liabilities for governmental and business-type activities shown above will be liquidated as presented on the following chart:

(Amounts in Thousands) Year Ending Sept. 30	Other Long-Term Liabilities	
	Governmental Amount	Business-Type Amount
2016	\$ 8,501	218
2017	-	224
2018	-	229
2019	-	235
2020	-	241
2021-2025	-	1,295
2026-2030	-	975
2031-2035	-	374
2036-2040	-	124
2041-2045	-	8
2046-2050	-	3,308
2051-2055	-	5,512
2056-2060	-	5,512
2061-2065	-	5,512
2066-2070	-	5,512
2071-2075	-	5,706
2076-2080	-	2,447
2081-2085	-	242
2086-2090	-	242
2091-2095	-	242
2096-2100	-	242
2101-2105	-	48
Total principal	\$ 8,501	38,448

There is no interest on the other long-term liabilities in the governmental and business-type activities.

E. Defeasance of Debt Obligations

On July 29, 2015, the County legally defeased \$103,745,000 of outstanding 2007 Community Investment Tax Revenue Bonds using proceeds from the issuance of 2015 Community Investment Tax Revenue Refunding Bonds and available cash. Proceeds and available cash of \$114,734,000 were deposited in an irrevocable trust fund to pay future debt service on the 2007 Community Investment Tax Revenue Bonds that were refunded.

The purpose of these cash defeasances was to obtain several benefits. The first benefit was that a higher rate of return was obtained when cash and investments earning a composite yield of approximately 0.7% during fiscal year 2015 were irrevocably deposited with an escrow agent and invested in higher yielding longer-term securities, i.e. through the refunded bonds' call date in fiscal year 2017. The second benefit was that by extinguishing these liabilities using cash available in debt service reserves, the County's overall debt service requirements were reduced, which freed up for operational purposes about \$1,669,000 per year through fiscal year 2017. The third benefit was that the County reduced its liabilities and improved its credit worthiness.

The debt defeasance resulted in an accounting loss of \$9,005,000, which was reported as a "special item – loss from defeased debt" in the governmentwide Statement of Activities since this transaction was initiated by the BOCC and considered infrequent and unusual. This amount was also reported as a "Deferred Outflow of Resources" in the governmentwide Statement of Net Position in accordance with GASB Statement No. 65, *Items Previously Recorded as Assets and Liabilities*. Even though there was an accounting loss for fiscal year 2015, there was an overall economic gain of \$8,794,000 from this transaction because the present value of the principal and interest payments avoided exceeded the amount placed in escrow for these bonds. At September 30, 2015 these bonds were legally defeased and the related liabilities were removed from the Statement of Net Position. See Note 21 Exhibit A "Schedule of Changes in Long-Term Debt" for information on affected bond issues.

HILLSBOROUGH COUNTY, FLORIDA
Notes to Financial Statements

F. Arbitrage Rebate Liability

Certain long-term debt obligations of the County are subject to Section 148 of the Internal Revenue Code which requires that interest earned on proceeds from tax-exempt debt be rebated to the federal government to the extent that those earnings exceed the interest cost on the related tax-exempt debt. The County had no arbitrage rebate liability at September 30, 2015.

G. Debt Compliance

Various bond indentures or resolutions contain covenants which specify certain limitations and restrictions for the County regarding annual debt service requirements, the use of certain restricted accounts, minimum sinking fund balances, and minimum revenue bond coverage. Management believes that the County has complied with these covenants.

H. Defeased Debt

Defeased debt is unredeemed debt that is not reported on the financial statements because the cash and investments necessary for repayment have been irrevocably placed with an independent escrow agent, who will make debt service payments until the call date. Once defeased debt is called, it is no longer considered defeased because the liability for the bonds has been totally extinguished. The principal balances on bond issues defeased at September 30, 2015, are listed below:

(Amounts in Thousands)	Governmental Activities
2003 Junior Lien Capital Improvement Program Refunding Revenue Bonds	\$ 9,520
2006 Capital Improvement Non-Ad Valorem Revenue Bonds	23,885
2007 Community Investment Tax Revenue Bonds	103,745

I. Non-Commitment Special Assessment Debt

On December 8, 2000, the County issued \$4.9 million in Reclaimed Water Special Assessment Revenue Bonds, Series 2000 and \$29.6 million in Capacity Assessment Special Assessment Revenue Bonds, Series 2000. These bonds had interest rates that vary from 4.30% to 5.00%, respectively, with interest and principal payable semiannually. Payment of debt service was secured and payable solely from capacity assessment unit and reclaimed water improvement unit special assessment revenues. These obligations were not recorded by the County since the County was not obligated in any manner for the repayment of these debt obligations. On September 3, 2015, these Series 2000 Reclaimed Water Special Assessment Revenue Bonds and Capacity Assessment Special Assessment Revenue Bonds were redeemed using available equity and debt reserves. As a result, neither of these bonds had an outstanding balance at September 30, 2015.

On May 3, 2006, the County issued \$101.1 million in Capacity Assessment Special Assessment Revenue Bonds, Series 2006. These bonds had interest rates from 3.55% to 5.00% with interest payable semiannually and principal payable annually. The County irrevocably pledged its long-term capacity assessment accounts receivable and related annual special assessment collections of approximately \$10 million to secure repayment of the bonds. In exchange, the Water Enterprise Fund received net proceeds of \$93.8 million for capital expansion. On September 4, 2015 these Series 2006 bonds were refinanced using available equity of \$7,219,000, debt service reserves of 8,895,000, and a \$42,835,000 Capacity Special Assessment Refunding Revenue Note, Series 2015, with a fixed interest rate of 1.67%. Interest is payable semiannually to Wells Fargo Municipal Capital Strategies, LLC. To secure repayment of this note, the County irrevocably pledged its annual special assessment collections of approximately \$10 million. This refinance resulted in a savings of \$25,308,000 in debt service costs over the ten years that would have remained on the Series 2006 bonds. On September 30, 2015, the Series 2006 bonds had no balance outstanding, but the Capacity Special Assessment Refunding Revenue Note, Series 2015 had \$42,835,000 outstanding. These obligations are not recorded by the County since the County is not obligated in any manner for the repayment of these debt obligations.

J. Non-Commitment Conduit Debt Obligations

The County follows GASB Interpretation No. 2, *Disclosure of Conduit Debt Obligations, an Interpretation of NCGA Statement 1*. Conduit debt obligations are certain limited-obligation revenue bonds or similar debt instruments issued for the purpose of providing capital financing for a specific third party that is not a part of the County's financial reporting entity.

HILLSBOROUGH COUNTY, FLORIDA

Notes to Financial Statements

Although conduit debt obligations bear the name of a “related organization” of the County, neither the County nor the Housing Finance Authority has an obligation for such debt.

The BOCC created the Housing Finance Authority of Hillsborough County (HFA) in fiscal year 1986 for the purpose of alleviating a shortage of affordable residential housing facilities for persons and families of low and moderate income within Hillsborough County. At September 30, 2015, the HFA had \$4,135,000 of Single Family Mortgage Revenue and Refunding Bonds outstanding as well as \$161,370,000 of Multi-Family Housing Revenue and Refunding Bonds outstanding consisting of 20 separate bond issues. Both of these types of bonds are payable solely from revenues, receipts, and resources of the HFA pledged under related trust indentures. The HFA, the County, the State, or any political subdivisions of the State, are not obligated in any manner for the repayment of these notes or bonds. However, the HFA routinely makes financial contributions to the single family bond programs and receives fees and other income from the single family bond programs. In addition any residual funds remaining in any single family bond program after the bonds are retired are released to the HFA. As a result of the HFA’s financial relationship to the single family bond issues, all transactions related to the Single Family bond programs are included in the financial statements of the HFA, which is disclosed as a related organization of the County. The HFA’s Multi-Family Housing Revenue and Refunding Bonds are not considered obligations of the County, so they are not reported as liabilities in the accompanying financial statements.

K. Non-Commitment Debt Service Contributions

The Tampa Sports Authority (TSA), an independent special district, issued the following revenue bonds to finance the construction of a community stadium:

- \$148,945,000 Local Option Sales Tax Revenue Bonds, Series 1997. These bonds were issued for stadium construction and are secured by a share of the half percent Community Investment Tax approved by voter referendum. In the referendum that initiated the Community Investment Tax, a half percent sales tax was to be levied pursuant to Section 212.055, Florida Statutes, with the requirement that specified amounts would be spent for infrastructure related projects of the Hillsborough County School District, the TSA’s stadium, and infrastructure in the three cities located within the County as well as in the unincorporated areas of the County. To help the TSA with the issuance of its revenue bonds, the County entered into an interlocal agreement with the TSA to confirm the County’s commitment to provide a certain amount of the Community Investment Tax to the TSA. These amounts vary by fiscal year. The County is committed to distribute \$4.9 million of Community Investment Tax proceeds to the TSA in fiscal year 2015. On November 16, 2005, the TSA issued \$114,865,000 in Refunding Revenue Bonds, Series 2005, to refund all outstanding series 1997 bonds. On April 16, 2015, the TSA issued \$63,020,000 in refunding revenue bonds to refund all outstanding series 2005 bonds.
- \$30,010,000 Florida Sales Tax Revenue Bonds, Series 1997. These bonds were issued for stadium construction and are secured by the state of Florida’s commitment to provide sales tax revenues of \$2 million per year for 30 years for the construction of facilities for a professional sports franchise pursuant to Sections 288.1162 and 212.20(6)(g)5a, Florida Statutes. On November 16, 2005, the TSA issued \$27,015,000 in Florida Sales Tax Payment Refunding Revenue Bonds, Series 2005, to refund all outstanding series 1997 bonds. On April 16, 2015, the TSA issued \$19,240,000 in refunding revenue bonds to refund all outstanding series 2005 bonds.

The trust indentures for each of these bonds state that these bonds “shall not constitute a debt, liability, general or moral obligation or a pledge of the faith or loan of credit of the County, the City, the State or any political subdivision of the State.” The revenue bonds payable liabilities are recorded in the financial records of the TSA. The trust indentures for each of these bonds states that the bonds “are limited obligations payable solely and only from the pledged revenues.” If pledged tax revenues are insufficient, the County has no obligation to provide additional funding to the TSA for debt service. For these reasons, neither the bonds issued by the TSA nor the pledged revenues are recorded as liabilities of the County.

HILLSBOROUGH COUNTY, FLORIDA
Notes to Financial Statements

L. Pledged Revenues for Debt Service

The following chart shows information on revenues pledged or used for debt service.

Percentage of Pledged Revenues Used for Debt Service -- Governmental Revenue Bonds

Revenue Bonds for Governmental Activities (a)	Revenues Pledged Used for Fiscal Year 2015 Debt Service Payments						Debt Service Payments
	CIT (b)	Fourth Cent TDT (c)	Fifth Cent TDT (c)	Court Revenues (d)	Communications Services Tax	Non-Ad Valorem (e)	Until Final Bond Maturity
<i>(Amounts in Thousands)</i>							
2005 Tampa Bay Arena Refunding Revenue Bonds, for arena (f)	\$ -	-	945	-	-	-	\$ 15,598
2005 Court Facilities Refunding Revenue Bonds, for court facilities	-	-	-	2,648	-	-	37,981
2006 Capital Improvement Program Refunding Revenue Bonds, for facilities	-	1,709	-	-	-	1,290	29,186
2006 Fourth Cent Tourist Development Tax Bonds, for facilities	-	1,180	-	-	-	-	21,172
2006A Fifth Cent Tourist Development Tax Bonds, for facilities	-	-	1,802	-	-	-	37,019
2007 Community Investment Tax Revenue Bonds, for facilities	15,520	-	-	-	-	-	32,975
2008 Capital Improvement Non-Ad Valorem Refunding Revenue Bonds, for warehouse and Sheriff facilities	-	-	-	-	-	1,376	18,705
2012A Community Investment Tax Refunding Revenue Bonds for jail and stormwater	2,440	-	-	-	-	-	41,850
2012B Community Investment Tax Refunding Revenue Bonds for infrastructure	2,352	-	-	-	-	-	64,767
2012 Capital Improvement Program Revenue Bonds for facilities	6,775	-	-	-	-	-	74,569
2015 Communications Services Tax Revenue Bonds for facilities	-	-	-	-	600	-	123,268
2015 CIT Refunding Revenue Bonds for Infrastructure	1,466	-	-	-	-	-	186,650
Total debt service on bonds.....							\$ 683,740
Total pledged revenues for fiscal year 2015 debt service	\$ 28,553	2,889	2,747	2,648	600	2,666	\$ 40,103
Total pledged revenues available for fiscal year 2015 debt service (g)	\$ 48,291	5,407	5,407	2,260	14,722	115,410	\$ 191,497
FY 2015 pledged revenues used as a percentage of revenues available	59.1 %	53.4 %	50.8 %	117.2 %	4.1 %	2.3 %	20.9 %

(a) See Notes 7 B. for maturity dates and other information on these revenue bonds.

(b) A discretionary sales surtax known as the Community Investment Tax (CIT).

(c) A local option tourist development tax (TDT).

(d) Court revenues consist of noncriminal traffic infraction revenues.

(e) Non-Ad Valorem revenues consist primarily of \$95,715,000 from the Half Cent Sales Tax, \$1,835,000 from Guaranteed Entitlement Revenues, \$1,546,000 from Local Business Taxes, \$415,000 from mobile home license fees, \$813,000 from alcoholic beverage licenses, \$211,000 from the annual license payment for George M. Steinbrenner Field baseball stadium by the New York Yankees, and \$435,000 from arena special events fees from the Tampa Bay Lightning.

(f) Although non-ad valorem revenues were pledged for debt service on the 2005 Tampa Bay Arena Refunding Revenue

HILLSBOROUGH COUNTY, FLORIDA

Notes to Financial Statements

Bonds, the Fifth Cent Tourist Development Tax was used exclusively for fiscal year 2015 debt service on these bonds.

- (g) Although specific revenues are pledged for specific revenue bonds for governmental activities shown on the chart above, non-ad valorem revenues are also available for debt service on these revenue bonds if specific revenues are insufficient.

Note 8 Employee Retirement Plans

Florida Retirement System – General Information

Substantially all County employees participate in the Florida Retirement System (FRS). As provided by Chapters 121 and 112, Florida Statutes, the FRS provides two multiple-employer cost-sharing defined benefit plans administered by the Florida Department of Management Services, Division of Retirement: the FRS Pension Plan and the Retiree Health Insurance Subsidy (HIS Program). Under Section 121.4501, Florida Statutes, the FRS also provides a defined contribution plan (Investment Plan) administered by the State Board of Administration. Employees may choose the Investment Plan as an alternative to the FRS Pension Plan. As a general rule, membership in the FRS is compulsory for employees working in a regularly established position for a state agency, county government, district school board, state university, community college, or a participating city or special district within the state of Florida. The FRS provides retirement and disability benefits, annual cost-of-living adjustments, and death benefits to plan members and beneficiaries. Benefits are established by Chapter 121, Florida Statutes and Chapter 60S, Florida Administrative Code. Amendments to the law can be made only by an act of the Florida Legislature.

The state of Florida issues a publicly available financial report that includes financial statements and required supplementary information for the FRS. That report may be obtained by writing to the state of Florida Division of Retirement, PO Box 9000, Tallahassee, Florida 32315-9000. That report may also be viewed on the Florida Retirement System's website located at: www.dms.myflorida.com/workforce_operations/retirement/publications/annual_reports.

Plan Descriptions for Cost-Sharing Defined Benefit Plans

- The FRS Pension Plan is a multiple-employer cost-sharing qualified defined benefit pension plan with a Deferred Retirement Option Program (DROP) available for eligible employees.
- The Retiree Health Insurance Subsidy (HIS) Program is a multiple-employer cost-sharing, defined benefit pension plan established and administered in accordance with Section 112.363, Florida Statutes. The Florida Legislature sets and amends the contribution requirements and benefit terms of the HIS Program.

Benefits Provided

FRS Pension Plan

Benefits under the Pension Plan are computed on the basis of age, average final compensation, and service credit. Regular Class, Senior Management Service Class and Elected Officers Class plan members hired prior to July 1, 2011 at age 62 with 6 years of credited service or 30 years of service regardless of age are entitled to an annual retirement benefit payable monthly for life, equal to 1.6% of their final average compensation for each year of credited service. Average final compensation is the average of the employee's five highest fiscal years of salary earned during credited service. Vested employees with less than 30 years of service may retire before age 62 and receive reduced retirement benefits. Special Risk Class and Special Risk Administrative Support Class members employees such as sworn law enforcement officers, firefighters, and correctional officers who retire at or after age 55 with 6 years of credited service, or with 25 years of service regardless of age, are entitled to a retirement benefit payable monthly for life equal to 3.0% of their final average compensation for each year of credited service.

Regular Class, Senior Management Service Class and Elected Officers Class plan members hired after June 30, 2011 at age 65 with 8 years of credited service or 33 years of service regardless of age are entitled to annual retirement benefits payable monthly for life, equal to 1.6% of their final average compensation for each year of credited service. Average final compensation will be the average of the employee's eight highest fiscal years earned during credited service. Vested employees with less than 33 years of service may retire before age 65 and receive reduced retirement benefits. Special risk

HILLSBOROUGH COUNTY, FLORIDA

Notes to Financial Statements

class employees such as sworn law enforcement officers, firefighters, and correctional officers who retire at or after age 60 with 8 years of credited service, or with 30 years of service regardless of age, are entitled to a retirement benefit payable monthly for life.

As provided in Section 121.101, Florida Statutes, if the member is initially enrolled in the Pension Plan before July 1, 2011, and all service credit was accrued before July 1, 2011, the annual cost-of-living adjustment is 3% per year. If the member is initially enrolled before July 1, 2011, and has service credit on or after July 1, 2011, there is an individually calculated cost-of-living adjustment. The annual cost-of-living adjustment is a proportion of 3% determined by dividing the sum of the pre-July 2011 service credit by the total service credit at retirement multiplied by 3%. Plan members initially enrolled on or after July 1, 2011, will not have a cost-of-living adjustment after retirement.

In addition to the above benefits, the DROP program allows eligible members to defer receipt of monthly retirement benefit payments while continuing employment with a FRS employer for a period not to exceed 60 months after electing to participate. Deferred monthly benefits are held in the FRS Trust Fund and accrue interest. There are no required contributions by DROP participants.

HIS Program

The benefit under the HIS Program is a monthly payment to assist retirees of the state-administered retirement systems in paying their health insurance costs. For the fiscal year ended June 30, 2015, eligible retirees and beneficiaries received a monthly HIS payment equal to the number of years of service credited at retirement multiplied by \$5. The minimum payment is \$30 and the maximum payment is \$150 per month, pursuant to Section 112.363, Florida Statutes. To be eligible to receive an HIS benefit, a retiree under one of the state-administered retirement systems must provide proof of eligible health insurance coverage, which may include Medicare.

Contributions

FRS Pension Plan

Effective July 1, 2011, all enrolled members of the FRS, other than DROP participants, are required to contribute 3% of their salary to the FRS. In addition to member contributions, governmental employers are required to make contributions to the FRS based on state-wide contribution rates established by the Florida Legislature. These rates are updated as of July 1 of each year. The employer contribution rates by job class for the periods from October 1, 2014 through June 30, 2015 and from July 1, 2015 through September 30, 2015, respectively, were as follows: Regular—7.37% and 7.26%; Special Risk Administrative Support—42.07% and 32.95%; Special Risk—19.82% and 22.04%; Senior Management Service—21.14% and 21.43%; Elected Officers—43.24% and 42.27%; and DROP participants—12.28% and 12.88%. These employer contribution rates include 1.26% and 1.66% HIS Program subsidies.

HIS Program

The HIS Program is funded by required contributions from FRS participating employers as set by the Florida Legislature. Employer contributions are a percentage of gross compensation for all active FRS members. The HIS contribution for the period October 1, 2014 through June 30, 2015 and from July 1, 2015 through September 30, 2015 were 1.26% and 1.66%, respectively. The employer contribution rates shown in the FRS Pension Plan section above include the HIS Program contribution rates of 1.26% and 1.66%, for the periods of October 1, 2014 through June 30, 2015 and July 1, 2015 through September 30, 2015, respectively. HIS Program contributions are deposited in a separate trust fund from which payments are authorized. HIS Program benefits are not guaranteed and are subject to annual legislative appropriation. In the event that legislative appropriations and/or available funds are not sufficient, HIS benefits may be reduced or canceled.

Total County contributions, including employee contributions, to the FRS Pension Plan were \$55,170,000 for the fiscal year ended September 30, 2015. Total County contributions to the HIS Program were \$6,500,000 for the fiscal year ended September 30, 2015.

HILLSBOROUGH COUNTY, FLORIDA
Notes to Financial Statements

Pension Liabilities, Pension Expense, and Deferred Outflows of Resources and Deferred Inflows of Resources Related to Pensions

Pension Liabilities - At September 30, 2015, the County reported net pension liabilities of \$292,275,000 and \$173,414,000, respectively, for its proportionate shares of the FRS Pension Plan and HIS Program net pension liabilities. The net pension liability was measured as of June 30, 2015, and the total pension liability used to calculate the net pension liability was determined by an actuarial valuation as of July 1, 2015. The County's proportionate share of the net pension liability was based on the County's contributions as a percentage of all contributions from participating members for the state of Florida fiscal year ended June 30, 2015. At June 30, 2015, the County's proportionate shares for the FRS Pension Plan and HIS Program were 2.26% and 1.70%, respectively, which were 0.06 and -0- percentage points lower than the respective proportionate shares measured as of June 30, 2014. The components of the County's net pension liabilities at September 30, 2015 were as follows:

	<u>FRS Pension Plan</u>	<u>HIS Program</u>	<u>Total</u>
Total pension liability	\$ 3,651,544,000	174,277,000	3,825,821,000
Plan fiduciary net position	(3,359,269,000)	(863,000)	(3,360,132,000)
Net pension liability	<u>\$ 292,275,000</u>	<u>173,414,000</u>	<u>465,689,000</u>
Plan fiduciary net position as a percentage of the total pension liability	92.00 %	0.50 %	87.83 %

“Plan fiduciary net position” represents cash and investment assets held to pay pension liabilities as they mature. “Net pension liability” represents the equity in the applicable pension plan. “Plan fiduciary net position” represents the portion of the total pension liability that is funded by cash and investments. Detailed information regarding the FRS Pension Plan and HIS Program fiduciary net position is available in the separately issued *FRS Pension Plan and Other State-Administered Systems Comprehensive Annual Financial Report*. To obtain this document, see the third paragraph of this note.

Pension (Benefit) Expense - For the fiscal year ended September 30, 2015, the County recognized pension expense (benefit) of (\$43,272,000) and \$5,723,000 for the Pension Plan and HIS Program, respectively.

Deferred Outflows/Inflows of Resources – For the fiscal year ended September 30, 2015, the County reported pension-related deferred outflows of resources and deferred inflows of resources from the following sources:

<u>Description</u>	<u>FRS Pension Plan</u>		<u>HIS Program</u>	
	<u>Deferred Outflows of Resources</u>	<u>Deferred Inflows of Resources</u>	<u>Deferred Outflows of Resources</u>	<u>Deferred Inflows of Resources</u>
Differences between expected and actual experience	\$ 30,856,000	(6,932,000)	-	-
Changes in assumptions	19,399,000	-	13,643,000	-
Net difference between projected and actual earnings on plan investments	-	(69,791,000)	94,000	-
Changes in proportion and differences between County contributions and proportionate share of contributions	2,895,000	(38,666,000)	2,429,000	(2,942,000)
County contributions subsequent to the measurement date	14,552,000	-	2,213,000	-
Total	<u>\$ 67,702,000</u>	<u>(115,389,000)</u>	<u>18,379,000</u>	<u>(2,942,000)</u>

The deferred outflows of resources totaling \$14,552,000 and \$2,213,000 resulting from County contributions to the Pension Plan and HIS Program, respectively, which were subsequent to the June 30, 2015 measurement date, will be recognized as a

HILLSBOROUGH COUNTY, FLORIDA
Notes to Financial Statements

pension expense in the fiscal year ending September 30, 2016. Other amounts reported as deferred outflows of resources and deferred inflows of resources related to the FRS Pension Plan and HIS Program will be recognized in pension expense as follows:

Fiscal Year Ending September 30	FRS Pension Plan	HIS Program
2016	\$ (28,799,000)	2,305,000
2017	(28,799,000)	2,305,000
2018	(28,799,000)	2,305,000
2019	28,780,000	2,286,000
2020	1,014,000	2,276,000
Thereafter	\$ (5,635,000)	1,747,000

Actuarial Assumptions – The total pension liabilities for the FRS Pension Plan and HIS Program in the June 30, 2015 actuarial valuation were determined using the following actuarial assumptions, applied to all periods included in the measurement:

Inflation rate of 2.60%

Average rate of salary increases of 3.25%, including inflation

Investment rate of return, net of pension plan investment expense of 7.65%, including inflation for FRS Pension Plan

Investment rate of return, net of pension plan investment expense of 3.80%, including inflation for HIS Plan

Average expected remaining service life of employees provided with FRS Pension Plan at June 30, 2015 was 6.3 years

Average expected remaining service life of employees provided with HIS Program at June 30, 2015 was 7.2 years

Mortality rates were based on the Generational RP-2000 with Projection Scale BB tables

The actuarial assumptions used in the July 1, 2015, FRS Pension Plan valuation were based on the results of an actuarial experience study for the period July 1, 2008 through June 30, 2013.

The long-term expected rates of return on FRS Pension Plan and HIS Program investments were not based on historical returns, but instead were based on a forward-looking capital market economic model. The allocation policy’s description of each asset class was used to map the target allocation to the asset classes shown below. Each asset class assumption is based on a consistent set of underlying assumptions. A mean inflation rate of 2.6% was assumed along with a standard deviation of 1.9%. The target allocation and best estimates of arithmetic and geometric real rates of return for each major asset class are summarized in the following table:

Asset Class	Target Allocation	Annual Arithmetic Return	Compound Annual (Geometric) Return	Standard Deviation
Cash	1 %	3.2 %	3.1 %	1.7 %
Fixed income	18 %	4.8 %	4.7 %	4.7 %
Global equity	53 %	8.5 %	7.2 %	17.7 %
Real estate (property)	10 %	6.8 %	6.2 %	12.0 %
Private equity	6 %	11.9 %	8.2 %	30.0 %
Strategic investments	12 %	6.7 %	6.1 %	11.4 %
	<u>100.0 %</u>			

HILLSBOROUGH COUNTY, FLORIDA
Notes to Financial Statements

Discount Rates – The FRS Pension Plan discount rate used to measure the total pension liability was 7.65%. The FRS Pension Plan’s fiduciary net position was projected to be available to make all projected future benefit payments of current active and inactive employees. Therefore, the discount rate for calculating the total pension liability is equal to the long-term expected rate of return.

The HIS Program discount rate used to measure the total pension liability was 3.80%. In general, the discount rate for calculating the total pension liability is equal to the single rate equivalent to discounting at the long-term expected rate of return for benefit payments prior to the projected depletion date. Because the HIS benefit is essentially funded on a pay-as-you-go basis, the depletion date is considered to be immediate and the single equivalent discount rate is equal to the municipal bond rate selected by the HIS Program sponsor. The Bond Buyer General Obligation 20-Bond Municipal Bond Index was adopted as the applicable municipal bond index.

Sensitivity of Net Pension Liability to Changes in the Discount Rate – The County’s proportionate share of the FRS Pension Plan and HIS Program will change under varying discount rate assumptions. For example, a higher discount rate would lead to a lower net pension liability. Conversely a lower discount rate would lead to a higher net pension liability. The following chart show the effects on the FRS Pension Plan and HIS Program net pension (assets) liabilities under discount rates that are one percentage point higher or lower than the discount rate actually used. The chart specifically shows the net pension (assets) liability of the FRS Pension Plan if its discount rates were 6.65%, 7.65% or 8.65% as well as the net pension liability of the HIS Program if its discount rates were 2.80%, 3.80% or 4.80%.

Proportionate Share of FRS Net Pension Plan Net Pension (Asset) Liability			Proportionate Share of HIS Program Net Pension Liability		
1% Decrease	Current Discount Rate	1% Increase	1% Decrease	Current Discount Rate	1% Increase
6.65%	7.65%	8.65%	2.80%	3.80%	4.80%
\$ 757,350,000	292,275,000	(94,744,000)	197,597,000	173,414,000	153,249,000

The County remits contractually required FRS Pension Plan and HIS Program contributions as established by the Florida Legislature. The County did not have a payable for outstanding contributions to the FRS Pension Plan, HIS Program or Investment Plan at September 30, 2015.

Investment Plan

The SBA administers the defined contribution plan officially titled the FRS Investment Plan. The Investment Plan is reported in the SBA’s annual financial statements and in the state of Florida Comprehensive Annual Financial Report.

As provided in Section 121.4501, Florida Statutes, eligible FRS members may elect to participate in the Investment Plan in lieu of the FRS Pension Plan. County employees participating in DROP are not eligible to participate in the Investment Plan. Employer and employee contributions, including amounts contributed to individual member's accounts, are defined by law, but the ultimate benefit depends in part on the performance of investment funds. Benefit terms, including contribution requirements, for the Investment Plan are established and may be amended by the Florida Legislature. The Investment Plan is funded with the same employer and employee contribution rates that are based on salary and membership class (Regular Class, Elected County Officers, etc.) as the FRS Pension Plan. Contributions are directed to individual member accounts, and the individual members allocate contributions and account balances among various approved investment choices. Costs of administering the Investment Plan, including the FRS Financial Guidance Program, are funded through an employer contribution of 0.04% of payroll and by forfeited benefits of plan members. See FRS Pension Plan contribution rates in the Contributions section of this note for more information.

For all membership classes, employees are immediately vested in their own contributions and are vested after one year of service for employer contributions and investment earnings. If an accumulated benefit obligation for service credit originally

HILLSBOROUGH COUNTY, FLORIDA
Notes to Financial Statements

earned under the Pension Plan is transferred to the Investment Plan, the member must have the years of service required for Pension Plan vesting (including the service credit represented by the transferred funds) to be vested for these funds and the earnings on the funds. Nonvested employer contributions are placed in a suspense account for up to five years. If the employee returns to FRS-covered employment within the five-year period, the employee will regain control over their account. If the employee does not return within the five-year period, the employee will forfeit the accumulated account balance. For the fiscal year ended September 30, 2015, the information for the amount of forfeitures was unavailable from the SBA; however, management believes that these amounts, if any, would be immaterial to the County.

After termination and applying to receive benefits, the member may rollover vested funds to another qualified plan, structure a periodic payment under the Investment Plan, receive a lump-sum distribution, leave the funds invested for future distribution, or any combination of these options. Disability coverage is provided; the member may either transfer the account balance to the FRS Pension Plan when approved for disability retirement to receive guaranteed lifetime monthly benefits under the FRS Pension Plan, or remain in the Investment Plan and rely upon that account balance for retirement income.

The County remits contractually required FRS Investment Plan contributions as established by the Florida Legislature. The County's total contributions to the Investment Plan were approximately \$7,212,000 for fiscal year 2015.

Hillsborough County Primary Government (Governmental Activities)				
	Deferred Outflows of Resources (Pensions)	Net Pension Liability	Deferred Inflows of Resources (Pensions)	Net Position
Beginning of year, as previously reported	\$ --	--	--	7,454,013
Restatement for implementation of GASB Statements No. 68 and 71	46,822	(281,318)	(270,628)	(505,124)
Beginning of year, as restated	<u>\$ 46,822</u>	<u>(281,318)</u>	<u>(270,628)</u>	<u>6,948,889</u>

Hillsborough County Primary Government (Business-Type Activities)				
	Deferred Outflows of Resources (Pensions)	Net Pension Liability	Deferred Inflows of Resources (Pensions)	Net Position
Beginning of year, as previously reported	\$ --	--	--	1,413,847
Restatement for implementation of GASB Statements No. 68 and 71	2,633	(19,398)	(13,597)	(30,362)
Beginning of year, as restated	<u>\$ 2,633</u>	<u>(19,398)</u>	<u>(13,597)</u>	<u>1,383,485</u>

Hillsborough County Primary Government (Water Enterprise Fund)				
	Deferred Outflows of Resources (Pensions)	Net Pension Liability	Deferred Inflows of Resources (Pensions)	Net Position
Beginning of year, as previously reported	\$ --	--	--	1,253,556
Restatement for implementation of GASB Statements No. 68 and 71	2,230	(16,395)	(11,525)	(25,690)
Beginning of year, as restated	<u>\$ 2,230</u>	<u>(16,395)</u>	<u>(11,525)</u>	<u>1,227,866</u>

HILLSBOROUGH COUNTY, FLORIDA
Notes to Financial Statements

**Hillsborough County Primary Government
(Solid Waste Enterprise Fund)**

	Deferred Outflows of Resources (Pensions)	Net Pension Liability	Deferred Inflows of Resources (Pensions)	Net Position
Beginning of year, as previously reported	\$ --	--	--	159,710
Restatement for implementation of GASB Statements No. 68 and 71	404	(3,003)	(2,073)	(4,672)
Beginning of year, as restated	<u>\$ 404</u>	<u>(3,003)</u>	<u>(2,073)</u>	<u>155,038</u>

**Hillsborough County Primary Government
(Self-Insurance Internal Service Fund)**

	Deferred Outflows of Resources (Pensions)	Net Pension Liability	Deferred Inflows of Resources (Pensions)	Net Position
Beginning of year, as previously reported	\$ --	--	--	187,904
Restatement for implementation of GASB Statements No. 68 and 71	59	(420)	(315)	(676)
Beginning of year, as restated	<u>\$ 59</u>	<u>(420)</u>	<u>(315)</u>	<u>187,228</u>

**Hillsborough County Primary Government
(Fleet Management Internal Service Fund)**

	Deferred Outflows of Resources (Pensions)	Net Pension Liability	Deferred Inflows of Resources (Pensions)	Net Position
Beginning of year, as previously reported	\$ --	--	--	63,640
Restatement for implementation of GASB Statements No. 68 and 71	173	(1,255)	(905)	(1,987)
Beginning of year, as restated	<u>\$ 173</u>	<u>(1,255)</u>	<u>(905)</u>	<u>61,653</u>

Note 9 Other Postemployment Benefits (OPEB)

In accordance with GASB Statement No. 45, *Accounting and Financial Reporting by Employers for Postemployment Benefits Other Than Pension*, the County expenses the cost of post-employment benefits over the active service lives of its employees rather than using a “pay-as-you-go” basis. Expensing the cost of a future benefit over the active work-lives of employees is a fiscally sound approach because employees earn the future benefits over their working careers.

OPEB Plan Description. The County provides the following health-related benefits to retirees and certain former employees: (a) The County is required by Florida Statute 112.0801 to allow retirees and certain former employees to buy healthcare coverage at the same “group insurance rates” that current employees are charged. Although retirees pay for healthcare at group rates, they are receiving a valuable benefit because they can buy insurance at costs that are lower than the costs associated with the experience rating for their age bracket. The availability of this lower cost health insurance represents an “implicit subsidy” for retirees. (b) The County offers a monthly stipend of \$5 for each year of service up to a maximum benefit of \$150 per month. The stipend is payable to regular retired employees from ages 62 to 65 and to special risk retired employees from ages 55 to 65. The stipend is to be used to offset the cost of health insurance. Although the implicit subsidy is required by state law when healthcare is offered as an employee benefit, the stipend may be cancelled at any time. This OPEB plan is a single-employer plan and does not issue a stand-alone financial report. The plan’s financial activity is included in the financial activity of the County.

Annual OPEB cost and net OPEB Obligation. The actuary’s estimate of the County’s *accrued OPEB liability*, also known as the *actuarial accrued liability*, which approximates the present value of all future expected postemployment medical premiums, associated administrative costs and stipend payments (which are attributable to the past service of active and

HILLSBOROUGH COUNTY, FLORIDA
Notes to Financial Statements

retired employees) was \$83.268 million at September 30, 2015. The County's annual OPEB cost, which is defined as annual OPEB expenses on an accrual basis, was \$5.920 million at September 30, 2015. The annual OPEB cost is calculated based on the annual required contribution (ARC), an amount actuarially determined in accordance with GASB Statement No. 45. The ARC represents a level of funding that, if paid on an ongoing basis, is projected to cover normal cost (current and future benefits earned) each year and to amortize any unfunded actuarial liabilities over a period of time not to exceed thirty years. The County's estimated ARC for fiscal year 2015 was \$5.843 million. *The net OPEB obligation, at the end of the year*, is the net amount the County was obligated for at year-end and is equivalent to the annual OPEB cost for the fiscal year, plus the net OPEB obligation at the start of the fiscal year less contributions such as retiree claims and stipends paid by the County during the fiscal year. The inter-relationships between the ARC, annual OPEB cost, and net OPEB obligation are presented below:

	Fiscal Year 2015
Annual required contribution (ARC)	\$ 5,843,000
Interest on the Net OPEB obligation for fiscal year	537,000
Less amortization of Net OPEB obligation for fiscal year	(460,000)
Annual OPEB Cost for fiscal year	5,920,000
Net OPEB obligation, beginning of year	12,915,000
Less contributions (claims paid etc.) for fiscal year	(5,502,000)
Net OPEB obligation, end of fiscal year	\$ 13,333,000

The County's net OPEB obligation at September 30, 2015 was \$13.333 million. The net OPEB obligation increased slightly from the prior year primarily due to higher health care costs expected for retirees as well as interest imputed on the net OPEB obligation since the County did not "fund" its OPEB liabilities (see next paragraph).

Fiscal Year	Annual OPEB Cost	Percentage of Annual OPEB Cost Contributed	Net OPEB Obligation
2013	\$ 6,047,000	87%	\$ 12,460,000
2014	6,268,000	93%	12,915,000
2015	\$ 5,920,000	93%	\$ 13,333,000

Funding Policy, Status and Progress. In order for OPEB obligations to be considered funded under GASB Statement No. 45 an irrevocable trust fund must be used. Since that would be considered very restrictive, the County did not "fund" the net OPEB obligation, but instead chose to appropriate and set aside an amount approximating the net OPEB obligation in the Self-Insurance Internal Service Fund. Each fund was assessed its share of OPEB costs based on an allocation using the number of employees in the fund divided by the total number of County employees. Assessments were then placed in the Self-Insurance Internal Service Fund. Even though money set aside exceeded the net OPEB obligation, the County is not considered to have funded any of the obligation since an irrevocable trust fund was not used. It is the County's intent to continue setting aside an amount equivalent to the annual OPEB cost in future years. The County, however, has no legal or contractual obligation to do so. The status of the plan as of September 30, 2015, was as follows:

Actuarial valuation date	September 30, 2015
Actuarial value of plan assets	\$ - *
Actuarial accrued liability (AAL)	83,268,000
Unfunded actuarial accrued liability (UAAL)	83,268,000
Actuarial value of plan assets/AAL (funded ratio)	0 % *
Covered payroll (active plan members)	\$ 528,266,000
UAAL as a percentage of covered payroll	15.8 % *

* Although \$20.815 million were set aside in the Self-Insurance Internal Service Fund, which covers 156% of the County's net OPEB obligation of \$13.333 million at September 30, 2015, the amount considered to be funded was zero since an irrevocable trust fund was not established.

The calculation of these actuarial estimates is based on a number of estimates and assumptions, including interest rates on investments, the healthcare cost trend, future employment and average retirement age, life expectancy, and healthcare costs per employee, many of which factors are subject to future economic and demographic variations. Amounts determined

HILLSBOROUGH COUNTY, FLORIDA
Notes to Financial Statements

regarding the funded status of the plan and the annual required contributions of the employer are subject to continual revision as actual results are compared with past expectations and new estimates are made about the future. The schedule of funding progress, presented as required supplementary information following the notes to the financial statements, will present multi-year trend information on whether the actuarial value of plan assets is increasing or decreasing over time relative to the actuarial accrued liabilities for benefits.

Actuarial Methods and Assumptions. Projections of benefits for financial reporting purposes are based on the substantive plan (the plan as understood by the employer and plan members) and include the types of benefits provided at the time of each valuation and the historical pattern of sharing of benefit costs between the employer and plan members to that point. The actuarial methods and assumptions used include techniques that are designed to reduce short-term volatility in actuarial accrued liabilities and the actuarial value of assets, consistent with the long-term perspective of the calculations.

The entry age actuarial cost method was used in the September 30, 2015 actuarial valuation. Other actuarial assumptions included a 4.0% discount rate, a 3.5% salary increase assumption, an initial annual healthcare cost trend rate of 7.0% (6.0% post-Medicare) grading down 1% each year to an ultimate rate of 4.5%. The actuarial value of the County's assets was determined using the fair value of cash and investments at September 30, 2015. The County's unfunded actuarial accrued liability is being amortized as a level percentage of projected payroll on a closed basis. The amortization period used by the County at September 30, 2015, was 30 years.

Note 10 Interfund Receivable and Payable Balances

Interfund receivable and payable balances at September 30, 2015 are shown on the following pages.

<u>Interfund Receivable Fund</u>	<u>Interfund Payable Fund</u>	<u>Amounts in Thousands</u>
Major Governmental Funds:		
General (BOCC)	General (Sheriff)*	\$ 30,861
	General (Tax Collector)*	13,033
	General (Property Appraiser)*	239
	General (Clerk of Circuit Court)*	2,893
		<u>47,026</u>
General (Sheriff)	General (BOCC)	332
	Intergovernmental Grants	143
	Countywide Capital Projects	24
	Unincorporated Area Special Purpose	64
	Solid Waste Enterprise	95
		<u>658</u>
General (Supervisor of Elections)	General (BOCC)+	<u>309</u>
General (Clerk of Circuit Court)	General (BOCC)	21
	Countywide Special Purpose	1
	Solid Waste Enterprise	2
	Intergovernmental Grants	1
	Unincorporated Area Special Purpose	1
	Water Enterprise	22
		<u>48</u>
	Total General Fund	<u>48,041</u>
Countrywide Special Purpose	General (Clerk of Circuit Court)*	553
	General (Sheriff)*	607
	General (Tax Collector)*	33
		<u>1,193</u>
Sales Tax Revenue	General (Tax Collector)*	<u>\$ 3,599</u>

HILLSBOROUGH COUNTY, FLORIDA
Notes to Financial Statements

<u>Interfund Receivable Fund</u>	<u>Interfund Payable Fund</u>	<u>Amounts in Thousands</u>
County Transportation	General (Tax Collector)*	\$ 123
Infrastructure Surtax Projects	Sales Tax Revenue**	3,548
Nonmajor Special Revenue Funds:		
Unincorporated Area Special Purpose	General (Tax Collector)*	183
Library	General (Tax Collector)*	473
	General (Property Appraiser)*	7
		<u>480</u>
Supervisor of Elections Grants	General (BOCC)	<u>591</u>
Nonmajor Debt Service Funds:		
2009 Environmentally Sensitive Lands Debt Service	General (Tax Collector)*	54
	General (Property Appraiser)*	1
		<u>55</u>
2002 Parks and Recreation Debt Service	General (Tax Collector)*	<u>16</u>
Total Nonmajor Funds		<u>1,325</u>
Internal Service Funds:		
Self-Insurance internal Service	Sheriff Risk Management*	<u>6,598</u>
Major Enterprise Funds:		
Water Enterprise	General (Tax Collector)*	<u>106</u>
Solid Waste Enterprise	General (Tax Collector)*	<u>1,099</u>
Total interfund payable and receivable balances		<u>\$ 65,632</u>

* These balances represent residual and/or excess fees payable by Constitutional Officers to the Board of County Commissioners at year-end in accordance with Florida Statutes.

** This balance represents the Community Investment Tax receipts payable by the Sales Tax Revenue Fund (where funds are received) to the Infrastructure Surtax Projects Fund (where such funds are spent).

+ This interfund receivable and payable was recorded in exchange for the BOCC holding the Supervisor of Elections cash, cash equivalents, and investments balances.

HILLSBOROUGH COUNTY, FLORIDA
Notes to Financial Statements

Note 11 Transfers In and Out

Interfund transfers in and out during fiscal year 2015 were as follows:.

<u>Transfers In</u>	<u>Transfers Out</u>	<u>Amounts in Thousands</u>
Major Governmental Funds:		
General (BOCC)	General (Sheriff)*	\$ 30,614
	General (Tax Collector)*	7,687
	General (Property Appraiser)*	239
	General (Supervisor of Elections)*	1,515
	General (Clerk of Circuit Court)*	2,452
	Countywide Special Purpose	6,622
	Sales Tax Revenue**	94,689
	Unincorporated Area Special Purpose	13,923
	Unincorporated Area Capital Projects	8,136
	Environmentally Sensitive Lands	
	Acquisition Capital Projects	300
		<u>166,177</u>
General (Sheriff)	General (BOCC)	<u>383,586</u>
General (Tax Collector)	General (BOCC)++	21,726
	Unincorporated Area Special Purpose++	124
	Sales Tax Revenue++	215
	County Transportation++	157
	Library++	721
	Parks and Recreation Debt Service++	32
	Environmentally Sensitive Lands	
	Acquisition Debt Service++	91
		<u>23,066</u>
General (Property Appraiser)	General (BOCC)++	10,523
	Library++	297
	Environmentally Sensitive Lands	
	Acquisition Debt Service++	33
	Parks and Recreation Debt Service++	9
		<u>10,862</u>
General (Supervisor of Elections)	General (BOCC)	<u>10,582</u>
General (Clerk of Circuit Court)	General (BOCC)	<u>18,923</u>
	Total General Fund	<u>613,196</u>
Countywide Special Purpose	General (BOCC)	15,786
	Sheriff Special Use*	1,570
		<u>17,356</u>
Intergovernmental Grants	General (BOCC)	5,062
	Infrastructure Surtax	4,693
	Countywide Special Purpose	396
	Unincorporated Area Special Purpose	50
		<u>10,201</u>
County Transportation	General (BOCC)	9,934
	General (Tax Collector)*	35
	Infrastructure Surtax	7,446
	Countywide Capital Projects	5,350
	Sales Tax Revenue	451
		<u>\$ 23,216</u>

HILLSBOROUGH COUNTY, FLORIDA
Notes to Financial Statements

<u>Transfers In</u>	<u>Transfers Out</u>	<u>Amounts in Thousands</u>
Infrastructure Surtax Projects	Sales Tax Revenue++ Intergovernmental Grants	\$ 22,191 1,193 <u>23,384</u>
Nonmajor Special Revenue Funds:		
Unincorporated Special Purpose	General (BOCC) General (Tax Collector)* Sales Tax Revenue Intergovernmental Grants County Transportation	2,335 27 1,700 8,092 50 <u>12,204</u>
Library	General (Tax Collector)* General (Property Appraiser)*	162 7 <u>169</u>
Civil Service Board	General (BOCC)	<u>2,210</u>
Sheriff Special Use	Countywide Special Purpose	<u>2,822</u>
Sheriff BOCC Special Projects	PSOC Capital Project	<u>3,200</u>
Nonmajor Debt Service Funds:		
Parks and Recreation Debt Service	General (BOCC) General (Tax Collector)*	387 7 <u>394</u>
2004 Community Investment Tax	Sales Tax Revenue	<u>1,746</u>
2005 Court Facilities Improvement	Countywide Special Purpose	<u>2,648</u>
2005 TSA Revenue Bonds	Sales Tax Revenue	<u>945</u>
2006 Capital Improvement Program Refunding Revenue	Countywide Special Purpose Sales Tax Revenue	1,061 1,938 <u>2,999</u>
4th Cent Tourist Development Tax	Sales Tax Revenue	<u>1,180</u>
5th Cent Tourist Development Tax	Sales Tax Revenue	<u>1,802</u>
2007 Community Investment Tax	Infrastructure Surtax 2015 CIT Refunding<> Sales Tax Revenue	31 113,463 15,489 <u>128,983</u>
2008 Capital Improvement Non-Ad Valorem Revenue	Sales Tax Revenue	<u>1,376</u>
Commercial Paper Program	Sales Tax Revenue 2015 Communications Services Tax Infrastructure Surtax	3,703 1,072 131 <u>\$ 4,906</u>

HILLSBOROUGH COUNTY, FLORIDA
Notes to Financial Statements

<u>Transfers In</u>	<u>Transfers Out</u>	<u>Amounts in Thousands</u>
Environmentally Sensitive Lands Acquisition	General (Tax Collector)* General (Property Appraiser)* Environmentally Sensitive Lands Acquisition Capital Projects	\$ 21 1 1,506 <u>1,528</u>
2012 Community Investment Tax Refunding Bonds	Infrastructure Surtax Sales Tax Revenue	8,740 4,792 <u>13,532</u>
2012 Capital Improvement Program Revenue Bonds	Infrastructure Surtax Sales Tax Revenue	6,775 1,162 <u>7,937</u>
Commercial Paper - Redevelopment Seed Money	Sales Tax Revenue	<u>370</u>
2015 Communication Services Tax	Unincorporated Area Special Purpose	<u>600</u>
2015 Community Investment Tax	Sales Tax Revenue	<u>1,466</u>
Nonmajor Capital Project Funds:		
Countrywide Capital Projects	General Fund (BOCC)	<u>4,000</u>
Unincorporated Capital Projects	Unincorporated Area Special Purpose General Fund (BOCC) Sales Tax Revenue	8,392 1,800 500 <u>10,692</u>
Commercial Paper Program	2015 CIT Refunding<> PSOC Capital Project	49,500 8,300 <u>57,800</u>
Next Generation 911 Project	Countywide Special Purpose	<u>8,000</u>
	Total Nonmajor Funds	<u>273,509</u>
Internal Service Funds:		
Self-Insurance Internal Service	Sheriff Risk Management*	<u>4,708</u>
Total interfund transfers in and out		<u>\$ 965,570</u>

* These amounts represent residual and/or excess fees paid by Constitutional Officers to the Board of County Commissioners during fiscal year 2015 in accordance with Florida Statutes.

** These amounts represent transfers of Local Government Half-Cent Sales Tax revenues or other revenues from the Sales Tax Revenue Fund to the General Fund for general governmental purposes.

+ This amount represents transfers of Community Investment Tax revenues from the Sales Tax Revenue Fund (where they are collected) to the Infrastructure Surtax Projects Fund (where such proceeds are spent).

+ + These amounts represent statutory commissions paid to the Tax Collector and Property Appraiser for collecting taxes and valuing taxable property, respectively.

<> Proceeds from the 2015 Community Investment Tax Bonds were used to liquidate certain commercial paper notes as well as reduce principal on the 2007 Community Investment Tax Bonds.

HILLSBOROUGH COUNTY, FLORIDA
Notes to Financial Statements

During the fiscal year ended September 30, 2015, significant transactions between the Hillsborough County, Florida primary government and the discretely presented component units were as follows: the Hillsborough County City-County Planning Commission discretely presented component unit received \$3,722,000 from the General Fund. These amounts are classified as Operating Grants and Contributions in the discretely presented component units and as general government expenditures in the primary government's Statement of Activities.

Note 12 Restricted Net Position

The County follows GASB Statement No. 46, *Net Assets Restricted by Enabling Legislation, an amendment of GASB Statement No. 34*. This Statement clarified the meaning of restricted net assets (now using the term "net position") and expanded the presentation of net position in the Statement of Net Position. Under this Statement, restricted net position is either: (a) restricted externally, having constraints imposed externally by creditors, such as for debt service or through debt covenant, by grantors, or by law; or (b) restricted by enabling legislation, such as legislation authorizing capital projects, grants and other restricted purposes. The restricted net position shown on the government-wide Statement of Net Position is categorized on the following page:

Restricted Net Position
September 30, 2015

(Amounts in Thousands)	Governmental Activities	Business-Type Activities	Total Primary Government
Restricted for:			
Bond covenants, renewal and replacement	\$ 12,317	58,912	71,229
Debt Service	41,675	25,586	67,261
Grants and similar projects	24,973	--	24,973
Statute/ordinance enabled projects	306,113	--	306,113
Capital projects	34,061	--	34,061
Other purposes	10,557	--	10,557
Total restricted net position	\$ 429,696	84,498	514,194

The County uses restricted amounts first when both restricted and unrestricted fund balances are available unless there are legal documents/contracts prohibiting this, such as grant agreements requiring dollar for dollar spending of restricted and unrestricted amounts.

Note 13 Governmental Fund Balances

The County follows GASB Statement No. 54, *Fund Balance Reporting and Governmental Fund Type Definitions*. This GASB Statement clarifies governmental fund balance classifications and fund-type definitions. Fund balances are classified either as non-spendable or as spendable. Spendable fund balances are further classified in a hierarchy based on the extent to which there are external and internal constraints on the spending of these fund balances. These classifications are described as follows:

Non-spendable fund balances include amounts that cannot be spent because they are not in spendable form or are legally or contractually required to be maintained intact. At the County, inventories and prepaid items fall in this category.

Spendable fund balances are classified based on a hierarchy of the County's ability to control the spending of these fund balances.

Restricted fund balances are fund balances constrained for specific purposes which are externally imposed by either creditors, grantors, contributors, or laws or regulations, or imposed by law through constitutional provisions or enabling legislation. Examples include debt service, grant programs and projects, federal and state law, impact fees, Hillsborough Healthcare, and other purposes.

HILLSBOROUGH COUNTY, FLORIDA
Notes to Financial Statements

Committed fund balances are fund balances constrained for specific purposes imposed by the government’s own governing bodies, which consist of the Board of County Commissioners and the five Constitutional Officers. Committed fund balances are formally established, modified, or rescinded by County ordinances enacted by the Board of County Commissioners.

Assigned fund balances are fund balances intended to be used for specific purposes, but are neither restricted nor committed. The BOCC has not delegated its authority to other parties. However, when the BOCC adopts resolutions, associated fund balances are shown as assigned because resolutions are at a level of authority lower than County Ordinances. The County had assigned fund balances because the BOCC adopted resolutions for capital project budgets, major maintenance or repair project budgets, and other purposes.

Unassigned fund balance is the residual positive fund balance within the General Fund, which has not been assigned to other funds and has not been restricted, committed, or assigned. In funds other than the General Fund, unassigned fund balances are limited to negative residual balances.

The fund balance categories of the governmental funds are shown on the face of the Balance Sheet - Governmental Funds in the Fund Financial Statements and are summarized as follows:

Governmental Fund Balances by Category
September 30, 2015

<i>(Amounts in Thousands)</i>	Total Governmental Funds
Nonspendable	\$ 5,741
Spendable:	
Restricted	484,266
Committed	38,526
Assigned	148,639
Unassigned	277,763
Total fund balances	\$ 954,935

The County uses restricted amounts first when both restricted and unrestricted fund balances are available unless there are legal documents/contracts prohibiting this, such as grant agreements requiring dollar for dollar spending. In addition, the County uses committed prior to assigned fund balances and assigned fund balances prior to unassigned fund balances.

Note 14 Accounting and Financial Reporting for Risk Financing and Related Insurance Issues

The County engages in self-insurance in the form of internal service funds maintained by both the BOCC and Sheriff. The self-insurance funds of both the BOCC and Sheriff encompass two major sections--*risk management* and *employee group health insurance*. This note provides the disclosures required by GASB Statement No. 10, *Accounting and Financial Reporting for Risk Financing and Related Insurance Issues*.

Risk Management

The County is exposed to various risks of loss related to injuries to employees; torts; thefts of, damage to, and destruction of assets; errors and omissions; and natural disasters. As permitted by Florida law, the County is substantially self-insured for workers’ compensation claims. The BOCC is self-insured for workers' compensation claims up to a maximum of \$650,000 per occurrence for regular employees and \$1,000,000 for firefighters, with unlimited excess coverage above the self-insurance cap. The BOCC has authorized a commercial third-party administrator to administer the County's automobile, general liability, and workers' compensation claims payments. The Sheriff is self-insured for workers' compensation claims up to a maximum of \$500,000 per occurrence with unlimited excess coverage above the self-insurance cap.

The County is also self-insured against automotive and general liability claims with limited liability per Section 768.28,

HILLSBOROUGH COUNTY, FLORIDA
Notes to Financial Statements

Florida Statutes, of \$200,000 per person and \$300,000 per occurrence. Negligence claims in excess of the statutory limits can only be recovered through federal lawsuits or acts of the Florida Legislature. While a majority of the County's automotive and general liability exposures are self-insured, the County has commercial insurance contracts to cover the risk of claims determined by the Florida Legislature or federal courts. Commercial insurance for excess automotive and general liability claims above the limits set by Section 768.28, Florida Statutes, has a limit of \$2,000,000 per occurrence with a general aggregate limit of \$5,000,000. Settled claims have not exceeded commercial coverage in any of the past three fiscal years.

With the exception of the Sheriff, all County funds including the BOCC and Constitutional Officers participate in the risk management portion of the Self-Insurance Fund. The Sheriff has a separate self-insurance fund for risk management and is not a participant in the BOCC workers' compensation and automotive and general liability programs. The Arts Council of Hillsborough County also participates in the BOCC workers' compensation program. The County, however, is the predominant participant in the Self-Insurance Fund.

Payments to the risk management portion of the self-insurance fund are assessed based on actuarial estimates of the amounts needed to pay prior and current year claims and to establish a "reserve" (i.e. net position or equity) for catastrophic losses. That reserve was \$93,007,000 at September 30, 2015. If reserves for workers' compensation and automotive and general liability are included, the total reserve for risk management was \$139,315,000 at September 30, 2015. See the chart of net position at the end of this note for a description of the unrestricted net position of the Self-Insurance Fund by category.

The claims liability reported in the BOCC self-insurance fund at September 30, 2015, for risk management was \$14,303,000. The claims liability reported in the Sheriff Self-Insurance Fund at September 30, 2015, for risk management discounted at a rate of 2%, was \$10,149,000. The Sheriff's undiscounted claims liability was \$10,826,000 at September 30, 2015. The BOCC claims liability was presented undiscounted. These amounts are actuarially determined based on the requirements of GASB Statement No. 10, which specifies that a liability for claims should be reported if it is probable that a liability has been incurred and the amount of the loss can be reasonably estimated. Claims are reevaluated periodically to consider effects of inflation, recent settlement trends, incremental and other claim adjustment expenses regardless of whether allocated to specific claims. The liability is shown net of estimated salvage and subrogation recoveries on unsettled claims. During fiscal years 2014 and 2015, changes recorded to the claims liability for BOCC risk management were as follows:

<u>Fiscal Year</u>	<u>Claims Liability, Beginning of Fiscal Year</u>	<u>Current Year Claims and Changes in Estimates</u>	<u>Claim Payments</u>	<u>Claims Liability, End of Fiscal Year</u>
2014	\$ 15,305,000	6,106,000	(6,660,000)	14,751,000
2015	14,751,000	6,641,000	(7,089,000)	14,303,000

During fiscal years 2014 and 2015, changes recorded to the claims liability for Sheriff risk management were as follows:

<u>Fiscal Year</u>	<u>Claims Liability, Beginning of Fiscal Year</u>	<u>Current Year Claims and Changes in Estimates</u>	<u>Claim Payments</u>	<u>Claims Liability, End of Fiscal Year</u>
2014	\$ 10,039,000	6,186,000	(5,577,000)	10,648,000
2015	10,648,000	3,393,000	(3,892,000)	10,149,000

Employee Group Health Insurance

The County provides group health insurance for its employees and their eligible dependents. The County purchased insurance for this risk through September 30, 1993. On October 1, 1993, the County established an employee group health self-insurance plan to account for and finance its uninsured risks of loss. The County entered into an administrative services agreement with a commercial insurance carrier to provide administrative support for this self-insurance plan. The County is self-insured for up to \$550,000 per person annually. Stop-loss insurance was purchased to cover an unlimited lifetime amount per person above the \$550,000 per person deductible.

All County employees may participate in the County's employee group health insurance program except for those of the Tax Collector and Sheriff. Employees of the Children's Board, Tampa Port Authority, Tampa Sports Authority, Tampa-Hillsborough County Expressway Authority, and Arts Council may also participate in the County's employee group health

HILLSBOROUGH COUNTY, FLORIDA
Notes to Financial Statements

insurance program. The County, however, is the predominant participant in the plan. Payments to the employee group health insurance plan are assessed based on actuarial estimates of the amounts needed to pay current year claims and to establish a “reserve” (i.e. net position or equity) for catastrophic losses. The employee group health insurance plan equity was \$14,065,000 at September 30, 2015. The County’s plan also holds \$20,554,000 of equity from the Sheriff’s employee group health insurance plan. At September 30, 2015, the claims liability reported for the BOCC employee group health insurance plan was \$5,939,000 and the claims liability reported for the Sheriff employee group health insurance plan was \$4,724,000. These amounts were actuarially determined based on the requirements of GASB Statement No. 10, which specifies that a liability for claims should be reported if it is probable that a liability has been incurred and the amount of the loss can be reasonably estimated. Claims are reevaluated periodically to consider effects of inflation, recent settlement trends, incremental and other claim adjustment expenses regardless of whether allocated to specific claims. During fiscal years 2014 and 2015, changes recorded to the claims liability for the BOCC employee group health insurance plan were as follows:

<u>Fiscal Year</u>	<u>Claims Liability, Beginning of Fiscal Year</u>	<u>Current Year Claims and Changes in Estimates</u>	<u>Claim Payments</u>	<u>Claims Liability, End of Fiscal Year</u>
2014	\$ 4,522,000	68,221,000	(68,120,000)	4,623,000
2015	4,623,000	76,504,000	(75,188,000)	5,939,000

During fiscal years 2014 and 2015, changes recorded to the claims liability for the Sheriff’s employee group health insurance plan were as follows:

<u>Fiscal Year</u>	<u>Claims Liability, Beginning of Fiscal Year</u>	<u>Current Year Claims and Changes in Estimates</u>	<u>Claim Payments</u>	<u>Claims Liability, End of Fiscal Year</u>
2014	\$ 4,875,000	33,515,000	(33,573,000)	4,817,000
2015	4,817,000	34,634,000	(34,727,000)	4,724,000

Net Position of the Self-Insurance Fund

The BOCC Self-Insurance Fund had reserves of \$181,416,000, which was reported as unrestricted, in net position at September 30, 2015 as follows:

BOCC Self-Insurance Fund Net Position

Unrestricted, designated for risk management (catastrophic losses)	\$ 93,007,000
Unrestricted, designated for risk management (workers' compensation and auto/general liabilities)	46,308,000
Unrestricted, designated for employee group health insurance (BOCC)	14,065,000
Unrestricted, designated for employee group health insurance (Sheriff)	20,554,000
Unrestricted, designated for other postemployment benefits (OPEB)	7,482,000
Total net position	<u>\$ 181,416,000</u>

Net position of \$20,554,000 is being held by the BOCC for the Sheriff’s employee group health insurance plan to meet two distinct requirements of Florida Statutes. By holding Sheriff employee health plan dollars in the BOCC Self-Insurance Fund, the Sheriff meets the state of Florida’s reserve requirements and also follows state law requiring the return of Sheriff residual funds to the BOCC at the end of each fiscal year. Net position designated for OPEB represents the net position for the entire Hillsborough County primary government including employees participating in the BOCC, Tax Collector and Sheriff plans.

Note 15 Accounting for Municipal Solid Waste Landfill Costs

A. Open Landfill

GASB Statement No. 18, *Accounting for Municipal Solid Waste Landfill Closure and Postclosure Care Costs*, requires municipal solid waste landfill owners to record a current expense and the related long-term liability for certain future landfill closure and postclosure care costs. GASB Statement No. 18 is based on a US Environmental Protection Agency rule, *Solid*

HILLSBOROUGH COUNTY, FLORIDA

Notes to Financial Statements

Waste Disposal Facility Criteria, and has two components. The first component establishes closure requirements for landfills receiving solid waste after October 9, 1991. The second component establishes thirty-year postclosure care requirements for landfills receiving solid waste after October 9, 1993. In addition, the Florida Department of Environmental Protection, through rule 62-701.630, Florida Administrative Code (FAC), establishes certain financial accountability standards related to landfill closure and postclosure care. The County, as an owner and operator of one open landfill, must accumulate financial resources to close the landfill after it stops accepting solid waste and to perform certain postclosure maintenance and monitoring functions at the landfill site for thirty years.

GASB Statement No. 18 requires the County to record a portion of these future closure and postclosure care costs as a current period operating expense and as a long-term liability based on the cumulative amount of landfill capacity consumed as of each balance sheet date. Based on an independent engineer's cost projection at September 30, 2015, County management estimated that the total future closure and postclosure care costs will be \$63,506,000. The County increased its GASB Statement No. 18 liability from the prior year by \$1,080,000 or 3.2%. The actual costs for future landfill closure and postclosure care costs may differ from projections due to changes in price levels, technology, and environmental law.

Of the total cost projection of \$63,506,000, a life-to-date liability of \$34,525,000 was recorded at September 30, 2015 as a part of other long-term debt for business-type activities. See Note 7.D. This liability for future landfill closure and postclosure care costs was determined from the consulting engineer's certification, that 34.6% or 16,070,000 cubic yards of the estimated 46,463,000 cubic yards landfill capacity had been consumed at September 30, 2015. Although only 34.6% of the overall landfill capacity was consumed, a total of 54.4% of the total closure and postclosure costs were reported as a liability because the landfill consists of two separate sections and the calculations were done separately on each section. Section One has total projected closure and postclosure care costs of \$51,047,000 of which 64.8% was consumed. Section Two has total projected closure and postclosure care costs of \$12,459,000 of which only 11.6% was consumed. The County will record the balance of the projected future closure and postclosure care costs of \$28,981,000, as adjusted by future estimated cost revisions, as the remaining landfill capacity is consumed. The County anticipates closing Section One of the landfill in 33 years (fiscal year 2048) and Section Two of the landfill in 57 years (fiscal year 2072). At September 30, 2015, the County had reserved assets of \$35,186,000 to meet future landfill closure and postclosure care obligations.

B. Closed Landfills

The County conducts monitoring and maintenance programs at a number of closed solid waste disposal sites to detect any potential incidents of environmental contamination. If any contamination is detected, the County will submit a plan to the Florida Department of Environmental Protection to remedy the problems discovered. In addition, the County annually reviews the estimates for future remediation and monitoring costs of landfills closed prior to October 9, 1991. At September 30, 2015, the liability for future remediation and monitoring costs of these closed landfill sites was \$3,923,000. The County does not believe that any additional liabilities arising from closed landfill remedial actions would materially affect the County's financial condition.

C. Fiscal Responsibility for Future Landfill Closure Costs

As required by Subpart H of 40 Code of Federal Regulations, Part 264, as adopted by reference in Rule 62-701.630 of the Florida Administrative Code (FAC), the County must annually certify that sufficient financial resources are available to pay future landfill closure and postclosure care costs. The County chose an annual financial test to comply with this requirement. This financial test requires a government to demonstrate that its tangible net worth is at least six times greater than the combined total estimated amount of closure and postclosure care costs as of the balance sheet date. At September 30, 2015, the Hillsborough County BOCC's tangible net worth met the requirements of the annual responsibility test and management believes the County complied with all rule requirements.

D. Sinkhole at Solid Waste Landfill

After a sinkhole developed at the Southeast County Landfill in December 2010, the County coordinated with engineering consultants and the Florida Department of Environmental Protection (FDEP) to develop and implement a five-stage remediation plan. Stage 1, the initial injection of grout to stabilize the sinkhole area, was completed in April 2011. Stage 2, which was the cut, fill, and relocation of waste from the sinkhole area, was completed in September 2011. This provided a safe working environment for tests to determine if additional grouting was necessary. Stage 3, the geophysical and geotechnical investigation, was completed in December 2011, with a report of test results forwarded to the FDEP in April 2012. Stage 4, the

HILLSBOROUGH COUNTY, FLORIDA
Notes to Financial Statements

final grout/remediation plan was submitted along with the Stage 3 report to the FDEP in April 2012. Stage 5, isolation of the impacted clay liner, was completed in June 2014. In September 2014 the FDEP determined that Stage 5 construction was completed in substantial accordance with the approved design and construction requirements and approved the completion of this project. As of September 30, 2015, there have been no discoveries or issues identified with this project.

Note 16 Commitments

A. Operating Leases

The County has entered into numerous operating leases. The Hillsborough County Primary Government's operating lease and rent expenditures as a lessee totaled \$2,999,000 for leased facilities and equipment for the fiscal year ended September 30, 2015. The component units had operating lease and rent expenditures of \$1,000 for the fiscal year. A majority of these operating leases were for a one-year period. To present the commitment associated with the County's largest operating leases, lease commitments on all operating leases with annual payments during fiscal year 2015 in excess of \$150,000 per year are summarized below.

<u>Year Ending September 30</u>	<u>Governmental Activities</u>
2016	\$ 2,047,000
2017	1,820,000
2018	1,756,000
2019	1,471,000
2020	1,511,000
2021-2025	5,825,000
2026-2030	5,665,000
2031-2035	5,481,000
Total payments	<u>\$ 25,576,000</u>

Commitments for future non-cancelable minimum operating lease receipts were insignificant.

B. Debt-Related Guarantees and Interlocal Agreements

Tampa Sports Authority (TSA). The County and the TSA have entered into a number of interlocal agreements over a period of many years. The city of Tampa and the County have agreed to pay one-third and two-thirds, respectively, of any operation and maintenance cash shortfall as reflected in the TSA's current annual budget, for as long as any TSA project bonds are outstanding. At September 30, 2015, the County is not obligated on the project bonds issued by the TSA, but makes non-commitment debt service contributions as described in Note 7.K., "Non-Commitment Debt Service Contributions." See Note 7.K. for more information including project bonds issued by the TSA.

Note 17 Contingent Liabilities

Impact Fee Offsets

Impact fees were established by the BOCC to fund infrastructure for transportation, rights-of-way, parks, schools, and fire/rescue. These fees are intended to compensate governments such as the County for a portion of the additional costs of providing infrastructure for new real estate developments in the County, rather than assessing existing taxpayers. Florida's concurrency laws in effect through June 2009 required that developers have infrastructure in place before developing their parcels. Sometimes developers agree to donate additional infrastructure needed by the County in exchange for a credit against impact fees that may be imposed on future development. When the County accepts a donation of infrastructure from a developer, County maintenance of the assets relieves the developer of that responsibility. The County does not report the impact fee offsets as liabilities because they are viewed as reductions of future revenues, which are not yet earned. Impact fees are not due until a certificate of occupancy is issued. Infrastructure contributions are recorded by the County when received.

HILLSBOROUGH COUNTY, FLORIDA
Notes to Financial Statements

Other Contingent Liabilities

Contingent liabilities may arise from any of the following conditions. From the normal course of operations, the County is a defendant or plaintiff in various lawsuits. In the opinion of legal counsel, the resolution of these lawsuits is not likely to have a materially adverse affect on the County's financial condition. Grant funds received or receivable by the County are subject to audit by federal and state grantor agencies and independent auditors. Such audits may result in requests for repayments due to disallowed expenditures. The liability for the remediation and monitoring of closed landfills may increase. See Note 15.B. The County believes that contingent liabilities arising from lawsuits, disallowed costs on grants, and landfill remediation/monitoring costs, if any, would be immaterial.

Note 18 Deepwater Horizon Oil Spill Revenue

In August 2015, the County received \$22,781,000 as lawsuit proceeds related to the Deepwater Horizon oil spill. This amount was reported as miscellaneous income on the governmentwide Statement of Activities and reported as a part of miscellaneous revenue in the General Fund (Countywide Portion). These proceeds were not spent during fiscal year 2015 and the BOCC voted not to spend the proceeds during fiscal year 2016.

Note 19 Subsequent Events

On December 16, 2015, the BOCC approved an agreement between the Tampa Sports Authority and the Tampa Bay Buccaneers, whereby the Buccaneers relinquished any and all legal rights to the money in connection with the practice facility. The \$8,501,000 contingent liability recorded in the past was removed in fiscal year 2016.

At September 30, 2015, the County's governmental activities had short-term commercial paper notes and taxable loans outstanding with a face amount of \$65.11 million. These commercial paper notes were rolled over subsequent to September 30, 2015. In addition the County issued new money notes in the amounts of \$11.2 million, \$12.5 million and \$19.7 million. The total commercial paper notes outstanding at June 7, 2016 were \$108.5 million.

Note 20 Changes in Long-Term Debt and Future Debt Service Requirements

Exhibit A is a schedule of changes in long-term debt. Exhibits B through V show future debt service requirements, including sinking fund purchases, for each debt issue described in Note 7, *Long-Term Liabilities*.

EXHIBIT A
HILLSBOROUGH COUNTY, FLORIDA
Schedule of Changes in Long-Term Debt
For the fiscal year ended September 30, 2015
(amounts in thousands)

	<u>Beginning Balance</u>	<u>Additions</u>	<u>Reductions</u>	<u>Ending Balance</u>	<u>Due Within One Year</u>
GOVERNMENTAL ACTIVITIES					
Board of County Commissioners					
Bonds payable:					
2002 Parks and Recreation Refunding Bonds	\$ 10,295	--	840	9,455	\$ 880
Unamortized bond issue premium	84	--	16	68	*
2004 Community Investment Tax (CIT) Bonds	3,705	--	3,705	-	--
2005 Tampa Bay Arena Refunding Rev Bonds	12,675	--	755	11,920	780
Unamortized bond issue premium	108	--	16	92	*
2005 Court Facilities Refunding Rev Bonds	29,375	--	1,325	28,050	1,380
Unamortized bond issue premium	19	--	2	17	*
2006 CIP Refunding Rev Bonds	26,035	--	2,150	23,885	2,250
Unamortized bond issue premium	63	--	12	51	*
2006 Fourth Cent Tourist Dev. Tax Bonds	15,145	--	550	14,595	570
Unamortized bond issue premium	35	--	3	32	*
2006A Fifth Cent Tourist Dev. Tax Bonds	25,155	--	720	24,435	750
Unamortized bond issue premium	87	--	7	80	*
2007 CIT Revenue Bonds	143,665	--	113,035	30,630	9,740
Unamortized bond issue premium	4,093	--	3,846	247	*
2008 CIP Non Ad-Valorem Refunding Revenue	14,855	--	810	14,045	845
Unamortized bond issue premium	18	--	2	16	*
2009A ELAPP Bonds	7,480	--	1,400	6,080	1,435
Unamortized bond issue premium	208	--	74	134	*
2009B ELAPP Bonds	48,125	--	--	48,125	--
2012A Community Investment Tax (CIT) Refunding Revenue Bonds	35,865	--	2,380	33,485	2,500
Unamortized bond issue premium	4,043	--	594	3,449	*
2012B Community Investment Tax (CIT) Refunding Revenue Bonds	51,625	--	--	51,625	3,610
Unamortized bond issue premium	5,880	--	786	5,094	*
2012B Capital Improvement Program Revenue Bonds	60,120	--	3,810	56,310	3,965
Unamortized bond issue premium	9,309	--	1,316	7,993	*
2015 Communications Services Tax	--	67,800	--	67,800	--
Unamortized bond issue premium	--	5,627	--	5,627	*
2015 CIT Refunding Revenue Bonds	--	139,215	--	139,215	--
Unamortized bond issue premium	--	24,797	--	24,797	*
Total bonds payable	<u>508,067</u>	<u>237,439</u>	<u>138,154</u>	<u>607,352</u>	<u>28,705</u>
Notes Payable	116,248	59,150	110,288	65,110	65,110
Compensated absences payable	25,165	26,095	25,942	25,318	25,284
Net pension liability**	281,318	156,658	--	437,976	-
Net OPEB obligation	12,915	5,920	5,502	13,333	--
Insurance claims payable	19,374	83,145	82,277	20,242	13,028
Other long-term liabilities	8,501	--	--	8,501	8,501
Total Board of County Commissioners	<u>\$ 971,588</u>	<u>568,407</u>	<u>362,163</u>	<u>1,177,832</u>	<u>140,628</u>

*not applicable

** The beginning balance resulted from the implementation of GASB Statements No. 68 and 71.

(continued)

EXHIBIT A
HILLSBOROUGH COUNTY, FLORIDA
Schedule of Changes in Long-Term Debt (Continued)
For the fiscal year ended September 30, 2015
(amounts in thousands)

	Beginning Balance	Additions	Reductions	Ending Balance	Due Within One Year
Governmental Activities, Continued					
Clerk of Circuit Court					
Compensated absences payable	\$ 2,854	3,138	2,933	3,059	2,933
Total Clerk of Circuit Court	<u>2,854</u>	<u>3,138</u>	<u>2,933</u>	<u>3,059</u>	<u>2,933</u>
Property Appraiser					
Compensated absences payable	1,145	448	445	1,148	445
Total Property Appraiser	<u>1,145</u>	<u>448</u>	<u>445</u>	<u>1,148</u>	<u>445</u>
Sheriff					
Compensated absences payable	27,245	34,982	35,246	26,981	26,981
Insurance claims payable	15,465	38,027	38,619	14,873	8,616
Total Sheriff	<u>42,710</u>	<u>73,009</u>	<u>73,865</u>	<u>41,854</u>	<u>35,597</u>
Supervisor of Elections					
Compensated absences payable	155	169	149	175	149
Total Supervisor of Elections	<u>155</u>	<u>169</u>	<u>149</u>	<u>175</u>	<u>149</u>
Tax Collector					
Compensated absences payable	1,636	1,389	1,318	1,707	1,318
Total Tax Collector	<u>1,636</u>	<u>1,389</u>	<u>1,318</u>	<u>1,707</u>	<u>1,318</u>
Total long-term liabilities, governmental	<u>\$ 1,020,088</u>	<u>646,560</u>	<u>440,873</u>	<u>1,225,775</u>	<u>181,070</u>
BUSINESS-TYPE ACTIVITIES					
Board of County Commissioners					
Bonds payable:					
2001 Refunding Utility Revenue Bonds	\$ 10,500	--	10,500	--	--
Unamortized bond issue premiums	42	--	42	--	*
2006 A & B Solid Waste Revenue Bonds	142,585	--	4,355	138,230	4,570
Unamortized bond issue premiums	1,887	--	161	1,726	*
2010 A, B, & C Utility Revenue Bonds	145,220	--	2,500	142,720	2,575
Unamortized bond issue premiums	285	--	102	183	*
Unamortized bond issue discount	(516)	--	(36)	(480)	*
2013 Solid Waste Revenue Bonds	22,840	--	2,361	20,479	2,404
Total bonds payable	<u>322,843</u>	<u>--</u>	<u>19,985</u>	<u>302,858</u>	<u>9,549</u>
Compensated absences payable	4,818	3,074	3,719	4,173	3,720
Net pension liability**	19,398	8,315	--	27,713	--
Other long-term liabilities	<u>37,684</u>	<u>1,804</u>	<u>1,040</u>	<u>38,448</u>	<u>218</u>
Total long-term liabilities, business-type	<u>\$ 384,743</u>	<u>13,193</u>	<u>24,744</u>	<u>373,192</u>	<u>13,487</u>

*not applicable

** The beginning balance resulted from the implementation of GASB Statements No. 68 and 71.

Note: This schedule presents the long-term liabilities of the Hillsborough County primary government. Business-type activities represent activities reported in the Enterprise Funds adjusted for the elimination of certain Internal Service Fund transactions. Governmental activities represent all other activity, i.e. all funds other than Enterprise Funds as adjusted to convert the activity from the modified accrual basis of accounting and financial resources measurement focus to the accrual basis of accounting and economic resources measurement focus.

EXHIBIT B
HILLSBOROUGH COUNTY, FLORIDA
General Obligation Refunding Bonds
(Unincorporated Area Parks and Recreation Program)
Series 2002
Issued August 28, 2002
Debt Service Schedule
(amounts in thousands)

<u>Fiscal Year</u>	<u>Principal</u>	<u>Interest</u>	<u>Total Requirement</u>
2016	\$ 880	457	1,337
2017	915	421	1,336
2018	955	382	1,337
2019	995	341	1,336
2020	1,045	293	1,338
2021	1,095	239	1,334
2022	1,155	185	1,340
2023	1,215	127	1,342
2024	585	63	648
2025	615	32	647
	<u>\$ 9,455</u>	<u>2,540</u>	<u>11,995</u>

EXHIBIT C
HILLSBOROUGH COUNTY, FLORIDA
General Obligation Bonds
(Environmentally Sensitive Lands Acquisition and Protection Program)
Series 2009A
Issued December 29, 2009
Debt Service Schedule
(amounts in thousands)

<u>Fiscal Year</u>	<u>Principal</u>	<u>Interest</u>	<u>Total Requirement</u>
2016	\$ 1,435	243	1,678
2017	1,490	186	1,676
2018	1,550	126	1,676
2019	1,605	72	1,677
	<u>\$ 6,080</u>	<u>627</u>	<u>6,707</u>

EXHIBIT D
HILLSBOROUGH COUNTY, FLORIDA
Taxable General Obligation/Build America Bonds
(Environmentally Sensitive Lands Acquisition and Protection Program)
Series 2009B
Issued December 29, 2009
Debt Service Schedule
(amounts in thousands)

Fiscal Year	Principal	Interest	Less 35% Subsidy *	Total Requirement
2016	\$ --	2,868	1,004	1,864
2017	--	2,868	1,004	1,864
2018	--	2,868	1,004	1,864
2019	--	2,868	1,004	1,864
2020	1,680	2,868	1,004	3,544
2021	1,730	2,786	975	3,541
2022	1,790	2,699	945	3,544
2023	1,845	2,608	913	3,540
2024	1,910	2,515	880	3,545
2025	1,970	2,419	847	3,542
2026	2,035	2,319	812	3,542
2027	2,115	2,197	769	3,543
2028	2,195	2,070	725	3,540
2029	2,280	1,938	678	3,540
2030	2,370	1,802	631	3,541
2031	2,470	1,654	579	3,545
2032	2,570	1,499	525	3,544
2033	2,670	1,339	469	3,540
2034	2,780	1,172	410	3,542
2035	2,895	998	349	3,544
2036	3,015	814	285	3,544
2037	3,140	623	218	3,545
2038	3,265	423	148	3,540
2039	3,400	216	76	3,540
	<u>\$ 48,125</u>	<u>46,431</u>	<u>16,254</u>	<u>78,302</u>

*The entire Build America Bonds federal subsidy is shown, however, the subsidy for fiscal year 2015 will be reduced 6.8% due to sequestration mandated by the American Taxpayer Relief Act of 2012.

EXHIBIT E
HILLSBOROUGH COUNTY, FLORIDA
Tampa Bay Arena Refunding Revenue Bonds
Series 2005
Issued June 8, 2005
Debt Service Schedule
(amounts in thousands)

<u>Fiscal Year</u>	<u>Principal</u>	<u>Interest</u>	<u>Total Requirement</u>
2016	\$ 780	526	1,306
2017	810	496	1,306
2018	835	464	1,299
2019	870	430	1,300
2020	905	395	1,300
2021	940	353	1,293
2022	995	305	1,300
2023	1,045	253	1,298
2024	1,095	200	1,295
2025	1,155	144	1,299
2026	1,210	85	1,295
2027	1,280	27	1,307
	<u>\$ 11,920</u>	<u>3,678</u>	<u>15,598</u>

EXHIBIT F
HILLSBOROUGH COUNTY, FLORIDA
Court Facility Refunding Revenue Bonds
Series 2005
Issued August 23, 2005
Debt Service Schedule
(amounts in thousands)

<u>Fiscal Year</u>	<u>Principal</u>	<u>Interest</u>	<u>Total Requirement</u>
2016	\$ 1,380	1,151	2,531
2017	1,440	1,094	2,534
2018	1,495	1,036	2,531
2019	1,560	974	2,534
2020	1,620	911	2,531
2021	1,690	844	2,534
2022	1,760	773	2,533
2023	1,835	699	2,534
2024	1,910	621	2,531
2025	1,995	538	2,533
2026	2,080	452	2,532
2027	2,170	360	2,530
2028	2,270	263	2,533
2029	2,370	161	2,531
2030	2,475	54	2,529
	<u>\$ 28,050</u>	<u>9,931</u>	<u>37,981</u>

EXHIBIT G
HILLSBOROUGH COUNTY, FLORIDA
Capital Improvement Program Refunding Revenue Bonds
Series 2006
Issued May 3, 2006
Debt Service Schedule
(amounts in thousands)

<u>Fiscal Year</u>	<u>Principal</u>	<u>Interest</u>	<u>Total Requirement</u>
2016	\$ 2,250	994	3,244
2017	2,340	904	3,244
2018	2,430	811	3,241
2019	2,530	714	3,244
2020	2,635	609	3,244
2021	2,745	497	3,242
2022	2,860	381	3,241
2023	2,985	259	3,244
2024	3,110	132	3,242
	<u>\$ 23,885</u>	<u>5,301</u>	<u>29,186</u>

EXHIBIT H
HILLSBOROUGH COUNTY, FLORIDA
Fourth Cent Tourist Development Tax
Series 2006
Issued December 6, 2006
Debt Service Schedule
(amounts in thousands)

<u>Fiscal Year</u>	<u>Principal</u>	<u>Interest</u>	<u>Total Requirement</u>
2016	\$ 570	602	1,172
2017	595	574	1,169
2018	620	546	1,166
2019	635	518	1,153
2020	660	491	1,151
2021	685	464	1,149
2022	715	436	1,151
2023	745	407	1,152
2024	775	376	1,151
2025	805	344	1,149
2026	835	310	1,145
2027	855	275	1,130
2028	570	246	816
2029	595	221	816
2030	620	196	816
2031	645	169	814
2032	675	141	816
2033	700	112	812
2034	735	82	817
2035	765	50	815
2036	795	17	812
	<u>\$ 14,595</u>	<u>6,577</u>	<u>21,172</u>

EXHIBIT I
HILLSBOROUGH COUNTY, FLORIDA
Fifth Cent Tourist Development Tax
Refunding and Improvement Revenues Bonds
Series 2006A
Issued December 6, 2006
Debt Service Schedule
(amounts in thousands)

<u>Fiscal Year</u>	<u>Principal</u>	<u>Interest</u>	<u>Total Requirement</u>
2016	\$ 750	1,027	1,777
2017	785	992	1,777
2018	820	956	1,776
2019	855	920	1,775
2020	890	886	1,776
2021	925	849	1,774
2022	960	811	1,771
2023	1,000	772	1,772
2024	1,040	731	1,771
2025	1,085	687	1,772
2026	1,130	641	1,771
2027	1,175	594	1,769
2028	1,220	543	1,763
2029	1,270	488	1,758
2030	1,325	431	1,756
2031	1,380	373	1,753
2032	1,440	310	1,750
2033	1,500	247	1,747
2034	1,560	179	1,739
2035	1,630	110	1,740
2036	1,695	37	1,732
	<u>\$ 24,435</u>	<u>12,584</u>	<u>37,019</u>

EXHIBIT J
HILLSBOROUGH COUNTY, FLORIDA
Community Investment Tax Revenue Bonds
Series 2007
Issued October 31, 2007
Debt Service Schedule
(amounts in thousands)

<u>Fiscal Year</u>	<u>Principal</u>	<u>Interest</u>	<u>Total Requirement</u>
2016	\$ 9,740	1,288	11,028
2017	10,200	790	10,990
2018	10,690	267	10,957
	<u>\$ 30,630</u>	<u>2,345</u>	<u>32,975</u>

EXHIBIT K
HILLSBOROUGH COUNTY, FLORIDA
Capital Improvement Non-Ad Valorem Refunding Revenue Bonds
(Warehouse and Sheriff's Facilities Project)
Series 2008
Issued May 7, 2008
Debt Service Schedule
(amounts in thousands)

<u>Fiscal Year</u>	<u>Principal</u>	<u>Interest</u>	<u>Total Requirement</u>
2016	\$ 845	597	1,442
2017	875	566	1,441
2018	905	533	1,438
2019	945	496	1,441
2020	980	459	1,439
2021	1,020	419	1,439
2022	1,060	377	1,437
2023	1,105	332	1,437
2024	1,155	284	1,439
2025	1,205	233	1,438
2026	1,260	179	1,439
2027	1,315	122	1,437
2028	1,375	63	1,438
	<u>\$ 14,045</u>	<u>4,660</u>	<u>18,705</u>

EXHIBIT L
HILLSBOROUGH COUNTY, FLORIDA
Community Investment Tax Refunding Revenue Bonds
Series 2012A
Issued May 23, 2012
Debt Service Schedule
 (amounts in thousands)

<u>Fiscal Year</u>	<u>Principal</u>	<u>Interest</u>	<u>Total Requirement</u>
2016	\$ 2,500	1,466	3,966
2017	2,625	1,351	3,976
2018	2,740	1,230	3,970
2019	2,875	1,089	3,964
2020	3,030	942	3,972
2021	3,180	786	3,966
2022	3,345	623	3,968
2023	3,505	452	3,957
2024	3,695	272	3,967
2025	3,840	122	3,962
2026	2,150	32	2,182
	<u>\$ 33,485</u>	<u>8,365</u>	<u>41,850</u>

EXHIBIT M
HILLSBOROUGH COUNTY, FLORIDA
Community Investment Tax Refunding Revenue Bonds
Series 2012B
Issued May 23, 2012
Debt Service Schedule
(amounts in thousands)

<u>Fiscal Year</u>	<u>Principal</u>	<u>Interest</u>	<u>Total Requirement</u>
2016	\$ 3,610	2,262	5,872
2017	3,820	2,076	5,896
2018	4,025	1,878	5,903
2019	4,210	1,674	5,884
2020	4,420	1,458	5,878
2021	4,645	1,231	5,876
2022	4,880	993	5,873
2023	5,130	743	5,873
2024	5,410	480	5,890
2025	5,640	260	5,900
2026	5,835	87	5,922
	<u>\$ 51,625</u>	<u>13,142</u>	<u>64,767</u>

EXHIBIT N
HILLSBOROUGH COUNTY, FLORIDA
Capital Improvement Program Revenue Bonds
Series 2012
Issued May 23, 2012
Debt Service Schedule
(amounts in thousands)

<u>Fiscal Year</u>	<u>Principal</u>	<u>Interest</u>	<u>Total Requirement</u>
2016	\$ 3,965	2,816	6,781
2017	4,160	2,617	6,777
2018	4,370	2,409	6,779
2019	4,590	2,191	6,781
2020	4,820	1,961	6,781
2021	5,060	1,720	6,780
2022	5,310	1,467	6,777
2023	5,575	1,202	6,777
2024	5,855	923	6,778
2025	6,150	630	6,780
2026	6,455	323	6,778
	<u>\$ 56,310</u>	<u>18,259</u>	<u>74,569</u>

EXHIBIT O
HILLSBOROUGH COUNTY, FLORIDA
Communications Services Tax Revenue Bonds
Series 2015
Issued April 9, 2015
Debt Service Schedule
(amounts in thousands)

<u>Fiscal Year</u>	<u>Principal</u>	<u>Interest</u>	<u>Total Requirement</u>
2016	\$ --	1,348	1,348
2017	1,125	2,941	4,066
2018	1,150	2,913	4,063
2019	1,210	2,855	4,065
2020	1,270	2,795	4,065
2021	1,335	2,731	4,066
2022	1,360	2,704	4,064
2023	1,430	2,636	4,066
2024	1,455	2,608	4,063
2025	1,530	2,535	4,065
2026	1,605	2,458	4,063
2027	1,685	2,378	4,063
2028	1,770	2,294	4,064
2029	1,860	2,205	4,065
2030	1,955	2,108	4,063
2031	2,060	2,005	4,065
2032	2,165	1,897	4,062
2033	2,255	1,810	4,065
2034	2,365	1,698	4,063
2035	2,460	1,603	4,063
2036	2,585	1,480	4,065
2037	2,715	1,351	4,066
2038	2,850	1,215	4,065
2039	2,990	1,073	4,063
2040	3,140	923	4,063
2041	3,260	805	4,065
2042	3,380	683	4,063
2043	3,505	556	4,061
2044	3,640	425	4,065
2045	3,775	288	4,063
2046	3,915	147	4,062
	<u>\$ 67,800</u>	<u>55,468</u>	<u>123,268</u>

EXHIBIT P
HILLSBOROUGH COUNTY, FLORIDA
Community Investment Tax Revenue Bonds
Series 2015
Issued July 29, 2015
Debt Service Schedule
(amounts in thousands)

Fiscal Year	Principal	Interest	Total Requirement
2016	\$ --	5,202	5,202
2017	2,480	6,848	9,328
2018	2,605	6,759	9,364
2019	13,970	6,357	20,327
2020	14,680	5,641	20,321
2021	15,420	4,889	20,309
2022	16,205	4,098	20,303
2023	17,085	3,265	20,350
2024	17,845	2,392	20,237
2025	18,705	1,479	20,184
2026	20,220	505	20,725
	<u>\$ 139,215</u>	<u>47,435</u>	<u>186,650</u>

EXHIBIT Q
HILLSBOROUGH COUNTY, FLORIDA
Solid Waste Resource Recovery Enterprise Fund
Series 2006A
Issued November 14, 2006
Debt Service Schedule
(amounts in thousands)

<u>Fiscal Year</u>	<u>Principal</u>	<u>Interest</u>	<u>Total Requirement</u>
2016	\$ 1,900	5,005	6,905
2017	4,800	4,910	9,710
2018	5,035	4,670	9,705
2019	5,290	4,417	9,707
2020	5,555	4,153	9,708
2021	5,830	3,875	9,705
2022	6,125	3,584	9,709
2023	6,430	3,277	9,707
2024	6,750	2,956	9,706
2025	7,090	2,618	9,708
2026	7,445	2,264	9,709
2027	--	1,892	1,892
2028	--	1,892	1,892
2029	--	1,892	1,892
2030	2,175	1,892	4,067
2031	9,320	1,794	11,114
2032	9,740	1,375	11,115
2033	10,175	936	11,111
2034	10,635	479	11,114
	<u>\$ 104,295</u>	<u>53,881</u>	<u>158,176</u>

EXHIBIT R
HILLSBOROUGH COUNTY, FLORIDA
Solid Waste Resource Recovery Enterprise Fund
Series 2006B
Issued November 14, 2006
Debt Service Schedule
(amounts in thousands)

<u>Fiscal Year</u>	<u>Principal</u>	<u>Interest</u>	<u>Total Requirement</u>
2016	\$ 2,670	1,540	4,210
2017	--	1,407	1,407
2018	--	1,407	1,407
2019	--	1,407	1,407
2020	--	1,407	1,407
2021	--	1,407	1,407
2022	--	1,407	1,407
2023	--	1,407	1,407
2024	--	1,407	1,407
2025	--	1,407	1,407
2026	--	1,407	1,407
2027	7,815	1,407	9,222
2028	8,170	1,055	9,225
2029	8,535	688	9,223
2030	6,745	303	7,048
	<u>\$ 33,935</u>	<u>19,063</u>	<u>52,998</u>

EXHIBIT S
HILLSBOROUGH COUNTY, FLORIDA
Utility Revenue Bonds
Series 20010A
(Tax Exempt)
Issued November 16, 2010
Debt Service Schedule
(amounts in thousands)

<u>Fiscal Year</u>	<u>Principal</u>	<u>Interest</u>	<u>Total Requirement</u>
2016	\$ 2,575	316	2,891
2017	2,635	258	2,893
2018	2,740	153	2,893
2019	2,805	84	2,889
	<u>\$ 10,755</u>	<u>811</u>	<u>11,566</u>

EXHIBIT T
HILLSBOROUGH COUNTY, FLORIDA
Utility Revenue Bonds
Series 2010B
(Federally Taxable-Build America Bonds Direct Payment)
Issued November 16, 2010
Debt Service Schedule
(amounts in thousands)

Fiscal Year	Principal	Interest	Less 35% Subsidy	Total Requirement
2016	\$ --	5,637	1,973	3,664
2017	--	5,637	1,973	3,664
2018	--	5,637	1,973	3,664
2019	--	5,637	1,973	3,664
2020	4,675	5,637	1,973	8,339
2021	4,790	5,457	1,910	8,337
2022	4,920	5,263	1,842	8,341
2023	5,050	5,056	1,770	8,336
2024	5,195	4,837	1,693	8,339
2025	5,350	4,598	1,609	8,339
2026	5,515	4,341	1,519	8,337
2027	5,695	4,065	1,423	8,337
2028	5,885	3,775	1,321	8,339
2029	6,085	3,469	1,214	8,340
2030	6,295	3,146	1,101	8,340
2031	6,515	2,806	982	8,339
2032	6,750	2,448	857	8,341
2033	6,990	2,077	727	8,340
2034	7,240	1,692	592	8,340
2035	7,495	1,294	453	8,336
2036	7,770	878	307	8,341
2037	8,050	445	156	8,339
	<u>\$ 110,265</u>	<u>83,832</u>	<u>29,341</u>	<u>164,756</u>

*The entire Build America Bonds federal subsidy is shown, however, the subsidy for fiscal year 2015 will be reduced 6.8% due to sequestration mandated by the American Taxpayer Relief Act of 2012.

EXHIBIT U
HILLSBOROUGH COUNTY, FLORIDA
Utility Revenue Bonds
Series 2010C
(Federally Taxable-Recovery Zone Economic-
Development Bonds Direct Payment))
Issued November 16, 2010
Debt Service Schedule
(amounts in thousands)

<u>Fiscal Year</u>	<u>Principal</u>	<u>Interest</u>	<u>Less 35% Subsidy</u>	<u>Total Requirement</u>
2016	\$ --	1,269	571	698
2017	--	1,269	571	698
2018	--	1,269	571	698
2019	--	1,269	571	698
2020	--	1,269	571	698
2021	--	1,269	571	698
2022	--	1,269	571	698
2023	--	1,269	571	698
2024	--	1,269	571	698
2025	--	1,269	571	698
2026	--	1,269	571	698
2027	--	1,269	571	698
2028	--	1,269	571	698
2029	--	1,269	571	698
2030	--	1,269	571	698
2031	--	1,269	571	698
2032	--	1,269	571	698
2033	--	1,269	571	698
2034	--	1,269	571	698
2035	--	1,269	571	698
2036	--	1,269	571	698
2037	--	1,269	571	698
2038	7,005	1,269	571	7,703
2039	7,230	860	387	7,703
2040	7,465	446	203	7,708
	<u>\$ 21,700</u>	<u>30,493</u>	<u>13,723</u>	<u>38,470</u>

*The entire Build America Bonds federal subsidy is shown, however, the subsidy for fiscal year 2015 will be reduced 6.8% due to sequestration mandated by the American Taxpayer Relief Act of 2012.

EXHIBIT V
HILLSBOROUGH COUNTY, FLORIDA
Solid Waste Resource Recovery Enterprise Fund
Series 2013
Issued May 8 2013
Debt Service Schedule
(amounts in thousands)

<u>Fiscal Year</u>	<u>Principal</u>	<u>Interest</u>	<u>Total Requirement</u>
2016	\$ 2,404	367	2,771
2017	2,447	324	2,771
2018	2,490	280	2,770
2019	2,535	235	2,770
2020	2,580	190	2,770
2021	2,627	144	2,771
2022	2,674	97	2,771
2023	2,722	48	2,770
	<u>\$ 20,479</u>	<u>1,685</u>	<u>22,164</u>

HILLSBOROUGH COUNTY, FLORIDA
Infrastructure Condition and Maintenance Data
For the fiscal year ended September 30, 2015

Hillsborough County maintains a comprehensive network of transportation-related infrastructure assets. At September 30, 2015 these infrastructure assets included:

- 7,093 traffic lane-miles
- 3,109 miles of curbs
- 3,375 miles of road shoulders
- 4,073 miles of markings
- 17,146 pavement legends
- 221 miles of dividers
- 30 miles of guard railing
- 177 railroad crossings
- 2,017 pedestrian crossings
- 87,725 end treatments with head wall
- 17,192 intersections
- 2,536 miles of sidewalks
- 15 miles of sidewalk handrails
- 22,934 sidewalk ramps for the disabled
- 140,546 signs
- 799 pedestrian poles
- 251 bridges
- 525 box culverts
- 6.86 million linear feet of culverts
- 28,218 curb inlet
- 7,476 ditch bottom inlets
- 1,837 grate top inlets
- 2,784 speed humps
- 2,853 control structures
- 365 junction boxes
- 92 sea walls
- 38 stormwater lift stations
- 7,696 stormwater manholes

To maximize the life of its infrastructure assets with the least overall cost, the County developed the Hillsborough County Asset Management System to record the quantity, location, and condition of each infrastructure asset managed by the Public Works Department using a highly accurate Geographic Information System map of the County. The County developed comprehensive asset condition data and entered the data into a centralized database system housed on a countywide computer system. With its various software modules, the system is used to plan multi-decade preventive maintenance and to prioritize replacement schedules based on customized asset deterioration models, which enable the County to cost-effectively extend the useful lives of infrastructure assets.

During fiscal year 2001, the County implemented Governmental Accounting Standards Board Statement No. 34 Basic Financial Statements—and Management’s Discussion and Analysis—for State and Local Governments, with retroactive reporting of all major general government infrastructure assets. To reflect the County’s commitment to preserve and maintain infrastructure assets, the County selected the modified approach for the accounting of those assets. Under the modified approach, the County recorded infrastructure assets at estimated original cost, but did not record accumulated depreciation against these assets. Instead of recording depreciation, the County is committed to incur the maintenance expenses necessary to (a) preserve infrastructure at a condition of fair or higher on a scale from failed, poor, fair, and good to excellent and (b) preserve its paved roadway lane miles at an overall average of 55 or more on the American Society for Testing and Materials (ASTM) pavement condition index. This index has a scale of 0 to 100, with 100 as the highest level. A failed infrastructure asset is one whose condition is deemed unsafe and should be repaired or replaced immediately. An excellent infrastructure asset is one that is newly constructed and functioning as intended. Improvements that lengthen the lives of infrastructure assets are not recorded unless they increase capacity or service potential, in which case they are recorded as additions to infrastructure at original cost. Therefore, resurfacing done to existing streets is not capitalized, but is treated as a maintenance expenditure under the modified approach.

The County conducts periodic physical condition assessments and theoretical deterioration modeling covering all assets once every three years to determine whether infrastructure assets are being maintained at the levels required. The condition of the County’s infrastructure including its paved roadway subset is provided in the chart below.

Hillsborough County, Florida			
Infrastructure Condition Assessment Results			
	September 30, 2015	September 30, 2014	September 30, 2013
Infrastructure	at or above fair	at or above fair	at or above fair
Paved roadway subset	62.8	71.0	73.89

Prior to 2008, the County established a commitment to maintain and preserve its paved roadway lane miles at an overall average of 6 to 7 based on an Overall Condition Index of 0 to 10. On September 17, 2008, the Hillsborough County BOCC adopted the standard to preserve its paved roadway lane miles at an overall average ASTM International Standard Practice for Pavement Condition Index Surveys, D-6433-03 condition index of 55 or more. The condition index of 55 on the new 100-point scale is considered to be equivalent to 6 to 7 on the previous scale, so the change in condition index is not expected to change

estimated maintenance/preservation costs. The County spends the amount necessary to maintain its infrastructure assets at or above its condition levels of fair and 55. As a measure of County’s maintenance efforts, the following chart shows estimated and actual infrastructure maintenance expenditures. These infrastructure maintenance costs consist of: all personnel and operating costs within the physical environment function used for flood control by the Public Works Department; all personnel and operating costs within the transportation function used for road and street facilities by the Public Works Department; as well as road resurfacing and roadway landscaping costs.

Hillsborough County, Florida					
Estimated Versus Actual Infrastructure Maintenance and Preservation Costs					
(amounts in millions)					
	Fiscal Year 2015	Fiscal Year 2014	Fiscal Year 2013	Fiscal Year 2012	Fiscal Year 2011
Estimate	\$171.8	\$106.2	\$87.9	\$72.2	\$77.1
Actual	\$80.1	\$75.1	\$68.3	\$70.0	\$69.4

By using the modified approach, the County’s accounting practices for infrastructure assets are in harmony with the County’s plans for maintaining its infrastructure at the least overall cost over individual asset life cycles.

HILLSBOROUGH COUNTY, FLORIDA
Schedule of Funding Progress for
Postemployment Benefits Other Than Pensions
(Required Supplementary Information)

Amounts in thousands

Actuarial Valuation Date	9/30/13	9/30/14	9/30/15
Actuarial value of plan assets [a]	--	--	--
Actuarial accrued liability (AAL) - entry age method [b]	\$ 79,965	80,265	83,268
Unfunded actuarial accrued liability (UAAL) [b-a]	79,965	80,265	83,268
Actuarial value of plan assets/AAL (funded ratio) [a/b]	0 %	0 %	0 %
Annual covered payroll (active plan members) [c]	\$507,657	\$518,871	\$528,266
UAAL as a percentage of covered payroll [(b/a)/c]	15.8 %	15.5 %	15.8 %

The County provides the following health-related benefits to retirees and certain other employees: (a) The County is required by Florida Statute 112.0801 to allow retirees and certain other former employees to buy healthcare coverage at the same “group insurance rates” that current employees are charged. Although retirees pay for healthcare at group rates, they are receiving a valuable benefit because they can buy insurance at costs that are lower than the costs associated with the experience rating for their age bracket. The availability of this lower cost health insurance represents an “implicit subsidy” for retirees. (b) The County offers a monthly stipend of \$5 for each year of service up to a maximum benefit of \$150 per month. The stipend is payable to regular retired employees from ages 62 to 65 and to special risk retired employees from ages 55 to 65. The stipend is to be used to offset the cost of health insurance. Although the implicit subsidy is required by state law when healthcare is offered as an employee benefit, the stipend may be cancelled at any time.

Projections of benefits for financial reporting purposes are based on the substantive plan (the plan as understood by the employer and plan members) and include the types of benefits provided at the time of each valuation and the historical pattern of sharing of benefit costs between the employer and plan members to that point. The actuarial methods and assumptions used include techniques that are designed to reduce short-term volatility in actuarial accrued liabilities and the actuarial value of assets, consistent with the long-term perspective of the calculations.

The entry age actuarial cost method was used in the September 30, 2015 actuarial valuation. Other actuarial assumptions included a 4.0% discount rate, a 3.5% salary increase assumption, and an initial annual healthcare cost trend rate of approximately 7.0% (approximately 6.0% post-Medicare) grading down about 1% each year to an ultimate rate of 4.5%. The actuarial value of the County’s assets was determined using the fair value of cash and investments at September 30, 2015. The County’s unfunded actuarial accrued liability is being amortized as a level percentage of projected payroll on an open basis. The amortization period used by the County at September 30, 2015, was 30 years.

Although \$20.815 million were set aside for OPEB in an internal service fund, which exceeded the net OPEB obligation for September 30, 2015, by \$7.482 million, the amount considered to be funded was zero since an irrevocable trust fund was not established.

If the amounts of cash, investments, and interest receivables set aside in the Self-Insurance Internal Service Fund for OPEB were considered “funded,” the actuarial value of plan assets at September 30, 2015 would have been \$20.815 million, which would have led to an unfunded actuarial accrued liability of \$62.453 million, a funded ratio of 25.0%, and an unfunded actuarial accrued liability as a percentage of covered payroll of 11.8%. Although the net OPEB liability was not funded at September 30, 2015, if the resources set aside had been funded in an irrevocable trust fund, it would have shown that the County had more than offset its net OPEB obligation and was making progress in offsetting its unfunded actuarial accrued liability.

HILLSBOROUGH COUNTY, FLORIDA
Schedule of Hillsborough County's Proportionate Share of the
Florida Retirement System Net Pension Liabilities for the
Pension Plan and Health Insurance Subsidy Program
Last Two Fiscal Years
(Required Supplementary Information)
Amounts in Thousands

FRS Pension Plan

	<u>9/30/15</u>	<u>9/30/14</u>
County's proportion of the FRS net pension liability	2.26 %	2.32 %
County's proportionate share of the FRS net pension liability	\$ 292,275	141,632
County's covered-employee payroll	528,266	520,793
County's proportionate share of the FRS net pension liability as a percentage of its covered-employee payroll	55.33 %	27.20 %
FRS fiduciary net position as a percentage of the total pension liability	92.00 %	96.09 %

Health Insurance Subsidy Program

	<u>9/30/15</u>	<u>9/30/14</u>
County's proportion of the HIS net pension liability	1.70 %	1.70 %
County's proportionate share of the HIS net pension liability	\$ 173,414	159,084
County's covered-employee payroll	528,266	520,793
County's proportionate share of the HIS net pension liability as a percentage of its covered-employee payroll	32.83 %	30.55 %
HIS fiduciary net position as a percentage of the total pension liability	0.50 %	0.99 %

* The amounts presented represent the figures for the Hillsborough County Reporting Entity because the Hillsborough County City-County Planning Commission is funded primarily by the Hillsborough County BOCC. The data was unavailable prior to FY 2014.

HILLSBOROUGH COUNTY, FLORIDA
Schedule of Contributions
Florida Retirement System Pension Plan and Health Insurance Subsidy Program
Last Two Fiscal Years
(Required Supplementary Information)

FRS Pension Plan

	<u>9/30/15</u>	<u>9/30/14</u>
Contractually required contributions	\$ 55,170	50,846
County contributions in relation to the contractually required contribution	<u>55,170</u>	<u>50,846</u>
Contribution deficiency (excess)	<u> --</u>	<u> --</u>
County's covered-employee payroll	\$ 528,266	520,793
County's contributions as a percentage of covered-employee payroll	10.44 %	9.76 %

Health Insurance Subsidy Program

	<u>9/30/15</u>	<u>9/30/14</u>
Contractually required contributions	\$ 6,500	5,828
County contributions in relation to the contractually required contribution	<u>6,500</u>	<u>5,828</u>
Contribution deficiency (excess)	<u> --</u>	<u> --</u>
County's covered-employee payroll	528,266	520,793
County's contributions as a percentage of covered-employee payroll	1.23 %	1.12 %

*The amounts presented represent the figures for the Hillsborough County Reporting Entity because the Hillsborough County City-County Planning Commission, a discretely presented component unit, is funded primarily by the Hillsborough County BOCC. As a result the FRS Pension and HIS contributions are in substance the responsibility of the BOCC. The Planning Commission's contributions that are included above were as follows (in thousands): \$295 and \$281 for the FRS Pension for FY 15 and FY 14; and \$41 and \$38 for the HIS Program for FY 15 and FY 14. The data was unavailable prior to FY 2014.

Combining and Individual Fund Statements and Schedules



GENERAL FUNDS BY CATEGORY

The seven categories shown below together represent the General Fund, the primary operating fund of the County.

General Fund–Countywide – To account for the revenues and expenditures of the Countywide portion of the General Fund—which are activities that benefit all County residents. Countywide activities include Administration, Business Support Services, Animal Services, Consumer Protection, County Attorney, Economic Development, Emergency Management, Family and Aging Services, Parks, Recreation and Conservation, Public Works, the Environmental Protection Commission, and certain payments to the court system, Constitutional Officers, and nonprofit agencies.

General Fund–Unincorporated Area – To account for the revenues and expenditures of the Unincorporated Area portion of the General Fund—which are activities that benefit County residents who do not live in the three municipalities (Tampa, Plant City or Temple Terrace). Unincorporated Area activities include Affordable Housing, Code Enforcement, Fire Rescue, Planning and Growth Management, Parks and Recreation, Public Works, and certain payments to Constitutional Officers.

General Fund–Sheriff – To account for the revenues and expenditures necessary to carry out the duties and obligations of the Sheriff as specified in Section 30.15, Florida Statutes. The funds for the Sheriff's operation are received from the BOCC pursuant to Section 30.49, Florida Statutes.

General Fund–Tax Collector – To account for revenues and expenditures of the Tax Collector pursuant to Section 197, Florida Statutes.

General Fund–Property Appraiser – To account for revenues and expenditures of the Property Appraiser in the performance of Constitutional responsibilities. These responsibilities include determining the taxable value of all real and tangible property within the County, maintaining associated financial and property records, and providing the Tax Collector with the certified value of real and tangible property and tax millages levied by the respective taxing authorities.

General Fund–Supervisor of Elections – To account for revenues and expenditures of the Supervisor of Elections in the performance of Constitutional responsibilities pursuant to Chapters 100, 101, and 102, Florida Statutes. The funds for the Supervisor of Elections' operation are received from the BOCC pursuant to Section 129.202, Florida Statutes.

General Fund–Clerk of Circuit Court – To account for revenues and expenditures of the Clerk of Circuit Court whose responsibilities include: County recorder for official records of Hillsborough County; accountant for the BOCC, custodian of all County funds, County auditor, and keeping BOCC records and meeting minutes as ex-officio Clerk to the Board of County Commissioners; as well as court-related activities that are not accounted for in the “Clerk of Circuit Court - Court Operations and Public Records Fund.”

HILLSBOROUGH COUNTY, FLORIDA

General Fund by Category Combining Balance Sheet September 30, 2015 (amounts in thousands)

	<u>Countywide</u>	<u>Unincorporated Area</u>	<u>Sheriff</u>	<u>Tax Collector</u>
ASSETS				
Current assets:				
Cash and cash equivalents	\$ 27,318	14,632	55,974	19,244
Investments	131,442	70,449	--	--
Accounts receivable, net	65	4,079	77	1,817
Interest receivable	352	188	--	--
Delinquent ad valorem taxes receivable	674	271	--	--
Due from other funds	31,998	15,028	658	--
Due from other governmental units	545	--	411	26
Inventories	501	750	--	--
Prepaid charges	1	--	23	--
Total assets	<u>192,896</u>	<u>105,397</u>	<u>57,143</u>	<u>21,087</u>
LIABILITIES				
Current liabilities				
Accounts and contracts payable	2,286	950	5,297	205
Accrued liabilities	3,180	4,170	18,627	927
Due to other funds	1,089	175	32,763	18,679
Due to other governmental units	2,160	--	5	844
Unearned revenues	--	--	--	432
Deposits held	24	--	270	--
Total liabilities	<u>8,739</u>	<u>5,295</u>	<u>56,962</u>	<u>21,087</u>
DEFERRED INFLOWS OF RESOURCES				
Unavailable revenues	<u>3,562</u>	<u>1,792</u>	--	--
Total deferred inflows of resources	<u>3,562</u>	<u>1,792</u>	--	--
FUND BALANCES				
Nonspendable:				
Inventories and prepaid items	502	750	23	--
Assigned to:				
BOCC resolutions /other purposes	--	--	48	--
Unassigned	180,093	97,560	110	--
Total fund balances	<u>180,595</u>	<u>98,310</u>	<u>181</u>	<u>--</u>
Total liabilities, deferred inflows of resources and fund balances	<u>\$ 192,896</u>	<u>105,397</u>	<u>57,143</u>	<u>21,087</u>

<u>Property Appraiser</u>	<u>Supervisor of Elections</u>	<u>Clerk of Circuit Court</u>	<u>Total</u>
397	--	5,564	123,129
--	--	--	201,891
--	--	1	6,039
--	--	--	540
--	--	--	945
--	309	48	48,041
--	--	274	1,256
--	--	--	1,251
--	--	--	24
<u>397</u>	<u>309</u>	<u>5,887</u>	<u>383,116</u>

1	219	521	9,479
100	90	1,517	28,611
246	--	3,445	56,397
50	--	404	3,463
--	--	--	432
--	--	--	294
<u>397</u>	<u>309</u>	<u>5,887</u>	<u>98,676</u>

<u>--</u>	<u>--</u>	<u>--</u>	<u>5,354</u>
<u>--</u>	<u>--</u>	<u>--</u>	<u>5,354</u>

--	--	--	1,275
--	--	--	48
--	--	--	277,763
<u>--</u>	<u>--</u>	<u>--</u>	<u>279,086</u>

<u>397</u>	<u>309</u>	<u>5,887</u>	<u>383,116</u>
------------	------------	--------------	----------------

HILLSBOROUGH COUNTY, FLORIDA
General Fund by Category
Combining Schedule of Revenues, Expenditures, and Changes in Fund Balances
For the fiscal year ended September 30, 2015
(amounts in thousands)

	<u>Countywide</u>	<u>Unincorporated Area</u>	<u>Sheriff</u>	<u>Tax Collector</u>
Revenues:				
Taxes - ad valorem property taxes	\$ 378,577	176,028	--	--
Taxes - other	1,547	--	--	--
Licenses, permits, special assessments	618	14	--	--
Intergovernmental - state shared revenues	12,817	17,989	--	--
Intergovernmental - grants	138	--	1,879	--
Charges for services	59,045	21,262	3,127	16,611
Fines and forfeitures	85	7,145	--	--
Interest	1,872	1,085	161	22
Miscellaneous	29,311	1,152	469	392
Total revenues	<u>484,010</u>	<u>224,675</u>	<u>5,636</u>	<u>17,025</u>
Expenditures:				
Current:				
General government	84,279	11,905	14,039	28,612
Public safety	8,117	135,975	329,309	--
Physical environment	12,063	8,899	--	--
Transportation	199	2,169	--	--
Economic environment	18,437	1,440	--	--
Human services	38,717	29	--	--
Culture and recreation	11,040	24,063	--	--
Capital outlay	1,446	90	15,573	3,539
Total expenditures	<u>174,298</u>	<u>184,570</u>	<u>358,921</u>	<u>32,151</u>
Excess (deficiency) of revenues over (under) expenditures	<u>309,712</u>	<u>40,105</u>	<u>(353,285)</u>	<u>(15,126)</u>
Other financing sources (uses)				
Transfers in	78,982	87,195	383,586	23,066
Transfers out	(350,955)	(135,898)	(30,614)	(7,940)
Sales of capital assets	314	7	361	--
Total other financing sources (uses)	<u>(271,659)</u>	<u>(48,696)</u>	<u>353,333</u>	<u>15,126</u>
Net change in fund balances	38,053	(8,591)	48	--
Fund balances, beginning of year	142,780	107,296	133	--
Increase (decrease) in nonspendable fund balances	(238)	(395)	--	--
Fund balances, end of year	<u>\$ 180,595</u>	<u>98,310</u>	<u>181</u>	<u>--</u>

<u>Property Appraiser</u>	<u>Supervisor of Elections</u>	<u>Clerk of Circuit Court</u>	<u>Total</u>
--	--	--	554,605
--	--	--	1,547
--	--	--	632
--	--	--	30,806
--	--	1,063	3,080
2,223	--	6,317	108,585
--	--	--	7,230
2	--	85	3,227
14	--	--	31,338
<u>2,239</u>	<u>--</u>	<u>7,465</u>	<u>741,050</u>
12,771	8,820	22,756	183,182
--	--	--	473,401
--	--	--	20,962
--	--	--	2,368
--	--	--	19,877
--	--	--	38,746
--	--	--	35,103
84	247	1,180	22,159
<u>12,855</u>	<u>9,067</u>	<u>23,936</u>	<u>795,798</u>
<u>(10,616)</u>	<u>(9,067)</u>	<u>(16,471)</u>	<u>(54,748)</u>
10,862	10,582	18,923	613,196
(246)	(1,515)	(2,452)	(529,620)
--	--	--	682
<u>10,616</u>	<u>9,067</u>	<u>16,471</u>	<u>84,258</u>
--	--	--	29,510
--	--	--	250,209
--	--	--	(633)
<u>--</u>	<u>--</u>	<u>--</u>	<u>279,086</u>

HILLSBOROUGH COUNTY, FLORIDA
Schedule of Revenues, Expenditures and
Changes in Fund Balance - Budget and Actual
General Fund - Countywide
For the fiscal year ended September 30, 2015
(amounts in thousands)

	<u>Budgeted Amounts</u>		<u>Actual Amounts</u>	<u>Variance With Final Budget- Positive (Negative)</u>
	<u>Original</u>	<u>Final</u>		
Revenues:				
Taxes - ad valorem property taxes	\$ 394,496	394,496	378,577	(15,919)
Taxes - other	1,446	1,446	1,547	101
Licenses, permits, special assessments	555	555	618	63
Intergovernmental - state shared revenues	11,137	11,137	12,817	1,680
Intergovernmental - grants	426	426	138	(288)
Charges for services	58,190	58,190	59,045	855
Fines and forfeitures	18	18	85	67
Interest	1,002	1,002	1,872	870
Miscellaneous	4,213	4,214	29,311	25,097
Total revenues	<u>471,483</u>	<u>471,484</u>	<u>484,010</u>	<u>12,526</u>
Expenditures:				
Current:				
General government	87,410	87,228	84,279	2,949
Public safety	7,930	8,800	8,117	683
Physical environment	12,420	12,696	12,063	633
Transportation	284	284	199	85
Economic environment	20,316	20,426	18,437	1,989
Human services	42,519	42,887	38,717	4,170
Culture and recreation	11,626	11,626	11,040	586
Capital outlay	1,703	1,906	1,446	460
Total expenditures	<u>184,208</u>	<u>185,853</u>	<u>174,298</u>	<u>11,555</u>
Excess (deficiency) of revenues over (under) expenditures	<u>287,275</u>	<u>285,631</u>	<u>309,712</u>	<u>24,081</u>
Other financing sources (uses)				
Transfers in	77,511	77,511	78,982	1,471
Transfers out	(357,559)	(358,333)	(350,955)	7,378
Sales of capital assets	302	302	314	12
Budgetary reserves	(118,657)	(120,178)	--	120,178
Budget allowance	(25,109)	(25,109)	--	25,109
Total other financing sources (uses)	<u>(423,512)</u>	<u>(425,807)</u>	<u>(271,659)</u>	<u>154,148</u>
Net change in fund balances	(136,237)	(140,176)	38,053	178,229
Fund balances, beginning of year	136,237	140,176	142,780	2,604
Increase (decrease) in nonspendable fund balances	--	--	(238)	(238)
Fund balances, end of year	<u>\$ --</u>	<u>--</u>	<u>180,595</u>	<u>180,595</u>

HILLSBOROUGH COUNTY, FLORIDA
Schedule of Revenues, Expenditures and
Changes in Fund Balance - Budget and Actual
General Fund - Unincorporated Area
For the fiscal year ended September 30, 2015
(amounts in thousands)

	<u>Budgeted Amounts</u>		<u>Actual Amounts</u>	<u>Variance With Final Budget- Positive (Negative)</u>
	<u>Original</u>	<u>Final</u>		
Revenues:				
Taxes - ad valorem property taxes	\$ 183,491	183,491	176,028	(7,463)
Licenses, permits, special assessments	37	37	14	(23)
Intergovernmental - state shared revenues	15,490	15,490	17,989	2,499
Charges for services	19,630	19,630	21,262	1,632
Fines and forfeitures	3,801	3,801	7,145	3,344
Interest	650	650	1,085	435
Miscellaneous	713	713	1,152	439
Total revenues	<u>223,812</u>	<u>223,812</u>	<u>224,675</u>	<u>863</u>
Expenditures:				
Current:				
General government	13,141	13,141	11,905	1,236
Public safety	137,239	139,035	135,975	3,060
Physical environment	9,529	9,529	8,899	630
Transportation	797	1,647	2,169	(522)
Economic environment	1,804	1,804	1,440	364
Human services	--	25	29	(4)
Culture and recreation	25,506	25,506	24,063	1,443
Capital outlay	161	217	90	127
Total expenditures	<u>188,177</u>	<u>190,904</u>	<u>184,570</u>	<u>6,334</u>
Excess (deficiency) of revenues over (under) expenditures	<u>35,635</u>	<u>32,908</u>	<u>40,105</u>	<u>7,197</u>
Other financing sources (uses)				
Transfers in	78,488	78,488	87,195	8,707
Transfers out	(136,149)	(136,149)	(135,898)	251
Sales of capital assets	--	--	7	7
Budgetary reserves	(68,744)	(73,403)	--	73,403
Budget allowance	(11,435)	(11,435)	--	11,435
Total other financing sources (uses)	<u>(137,840)</u>	<u>(142,499)</u>	<u>(48,696)</u>	<u>93,803</u>
Net change in fund balances	(102,205)	(109,591)	(8,591)	101,000
Fund balances, beginning of year	102,205	109,591	107,296	(2,295)
Increase (decrease) in nonspendable fund balances	--	--	(395)	(395)
Fund balances, end of year	<u>\$ --</u>	<u>--</u>	<u>98,310</u>	<u>98,310</u>

HILLSBOROUGH COUNTY, FLORIDA
Schedule of Revenues, Expenditures and
Changes in Fund Balance - Budget and Actual
General Fund - Sheriff (Budgetary Basis)
For the fiscal year ended September 30, 2015
(amounts in thousands)

	Budgeted Amounts		Actual Amounts	Variance With Final Budget- Positive (Negative)
	Original	Final		
Revenues:				
Charges for services	\$ --	--	1,237	1,237
Interest	--	--	161	161
Miscellaneous	--	--	468	468
Total revenues	<u>--</u>	<u>--</u>	<u>1,866</u>	<u>1,866</u>
Expenditures:				
Current:				
General government	15,342	15,342	14,039	1,303
Public safety	356,046	351,903	326,132	25,771
Capital outlay	12,141	16,341	15,020	1,321
Total expenditures	<u>383,529</u>	<u>383,586</u>	<u>355,191</u>	<u>28,395</u>
Excess (deficiency) of revenues over (under) expenses	<u>(383,529)</u>	<u>(383,586)</u>	<u>(353,325)</u>	<u>30,261</u>
Other financing sources (uses)				
Transfers in	383,529	383,586	383,586	--
Transfers out	--	--	(30,559)	(30,559)
Sales of capital assets	--	--	298	298
Total other financing sources (uses)	<u>383,529</u>	<u>383,586</u>	<u>353,325</u>	<u>(30,261)</u>
Net change in fund balances	--	--	--	--
Fund balances, beginning of year	--	--	--	--
Fund balances, end of year--budgetary basis	<u>\$ --</u>	<u>--</u>	<u>--</u>	<u>--</u>
Add intergovernmental grant revenue			1,879	
Add contract-related charges for services			1,892	
Add proceeds from the sale of capital assets			63	
Increase public safety and general government expenditures			(3,177)	
Increase capital outlay			(554)	
Distribution of excess revenues to the Board of County Commissioners			(55)	
Add transfers in for Sheriff's vehicles			--	
Fund balances, beginning of year			133	
Fund balances, end of year--GAAP basis			<u>\$ 181</u>	

HILLSBOROUGH COUNTY, FLORIDA
Schedule of Revenues, Expenditures and
Changes in Fund Balance - Budget and Actual
General Fund - Tax Collector (Budgetary Basis)
For the fiscal year ended September 30, 2015
(amounts in thousands)

	<u>Budgeted Amounts</u>		<u>Actual Amounts</u>	<u>Variance With Final Budget- Positive (Negative)</u>
	<u>Original</u>	<u>Final</u>		
Revenues:				
Charges for services	\$ 13,492	13,492	16,611	3,119
Interest	10	10	22	12
Miscellaneous	220	220	392	172
Total revenues	<u>13,722</u>	<u>13,722</u>	<u>17,025</u>	<u>3,303</u>
Expenditures:				
Current:				
General government	27,563	28,078	27,768	310
Capital outlay	86	3,573	3,539	34
Total expenditures	<u>27,649</u>	<u>31,651</u>	<u>31,307</u>	<u>344</u>
Excess (deficiency) of revenues over (under) expenses	<u>(13,927)</u>	<u>(17,929)</u>	<u>(14,282)</u>	<u>3,647</u>
Other financing sources (uses)				
Transfers in	23,533	23,533	23,066	(467)
Transfers out	(8,645)	(5,044)	(7,940)	(2,896)
Distribution of excess fees	(961)	(560)	(844)	(284)
Total other financing sources (uses)	<u>13,927</u>	<u>17,929</u>	<u>14,282</u>	<u>(3,647)</u>
Net change in fund balances	--	--	--	--
Fund balances, beginning of year	--	--	--	--
Fund balances, end of year--budgetary basis	<u>\$ --</u>	<u>--</u>	<u>--</u>	<u>--</u>
Fund balances, end of year				
Reduce distribution of excess fees			844	
Increase general government expenditures			(844)	
Fund balances, end of year--GAAP basis			<u>\$ --</u>	

HILLSBOROUGH COUNTY, FLORIDA
Schedule of Revenues, Expenditures and
Changes in Fund Balance - Budget and Actual
General Fund - Property Appraiser (Budgetary Basis)
For the fiscal year ended September 30, 2015
(amounts in thousands)

	<u>Budgeted Amounts</u>		<u>Actual Amounts</u>	<u>Variance With Final Budget- Positive (Negative)</u>
	<u>Original</u>	<u>Final</u>		
Revenues:				
Charges for services	\$ 1,086	1,087	1,111	24
Interest	--	--	2	2
Miscellaneous	--	--	14	14
Total revenues	<u>1,086</u>	<u>1,087</u>	<u>1,127</u>	<u>40</u>
Expenditures:				
Current:				
General government	11,708	11,625	11,609	16
Capital outlay	--	84	84	--
Total expenditures	<u>11,708</u>	<u>11,709</u>	<u>11,693</u>	<u>16</u>
Excess (deficiency) of revenues over (under) expenses	<u>(10,622)</u>	<u>(10,622)</u>	<u>(10,566)</u>	<u>56</u>
Other financing sources (uses)				
Transfers in	10,622	10,622	10,862	240
Transfers out	--	--	(246)	(246)
Distribution of excess fees	--	--	(50)	(50)
Total other financing sources (uses)	<u>10,622</u>	<u>10,622</u>	<u>10,566</u>	<u>(56)</u>
Net change in fund balances	--	--	--	--
Fund balances, beginning of year	--	--	--	--
Fund balances, end of year--budgetary basis	<u>\$ --</u>	<u>--</u>	<u>--</u>	<u>--</u>
To convert of GAAP basis:				
Reduce distribution of excess fees			50	
Increase general government expenditures			(50)	
Revenues from certain governments not budgeted			1,112	
Expenditures from certain governments not budgeted			(1,112)	
Fund balances, end of year--GAAP basis			<u>\$ --</u>	

HILLSBOROUGH COUNTY, FLORIDA
Schedule of Revenues, Expenditures and
Changes in Fund Balance - Budget and Actual
General Fund - Supervisor of Elections
For the fiscal year ended September 30, 2015
(amounts in thousands)

	<u>Budgeted Amounts</u>		<u>Actual Amounts</u>	<u>Variance With Final Budget- Positive (Negative)</u>
	<u>Original</u>	<u>Final</u>		
Expenditures:				
Current:				
General government	\$ 10,483	8,820	8,820	--
Capital outlay	99	247	247	--
Total expenditures	<u>10,582</u>	<u>9,067</u>	<u>9,067</u>	<u>--</u>
Excess (deficiency) of revenues over (under) expenses	<u>(10,582)</u>	<u>(9,067)</u>	<u>(9,067)</u>	<u>--</u>
Other financing sources (uses)				
Transfers in	10,582	10,582	10,582	--
Transfers out	--	(1,515)	(1,515)	--
Total other financing sources (uses)	<u>10,582</u>	<u>9,067</u>	<u>9,067</u>	<u>--</u>
Net change in fund balances	--	--	--	--
Fund balances, beginning of year	--	--	--	--
Fund balances, end of year	<u>\$ --</u>	<u>--</u>	<u>--</u>	<u>--</u>

HILLSBOROUGH COUNTY, FLORIDA
Schedule of Revenues, Expenditures and
Changes in Fund Balance - Budget and Actual
General Fund - Clerk of Circuit Court
For the fiscal year ended September 30, 2015
(amounts in thousands)

	Budgeted Amounts		Actual Amounts	Variance With Final Budget- Positive (Negative)
	Original	Final		
Revenues:				
Intergovernmental - grants	\$ 1,380	1,380	1,063	(317)
Charges for services	5,896	5,896	6,317	421
Interest	120	120	85	(35)
Total revenues	7,396	7,396	7,465	69
Expenditures:				
Current:				
General government	24,825	24,882	22,756	2,126
Capital outlay	1,138	1,181	1,180	1
Total expenditures	25,963	26,063	23,936	2,127
Excess (deficiency) of revenues over (under) expenses	(18,567)	(18,667)	(16,471)	2,196
Other financing sources (uses)				
Transfers in	18,923	18,923	18,923	--
Transfers out	(356)	(256)	(2,452)	(2,196)
Total other financing sources (uses)	18,567	18,667	16,471	(2,196)
Net change in fund balances	--	--	--	--
Fund balances, beginning of year	--	--	--	--
Fund balances, end of year	\$ --	--	--	--

HILLSBOROUGH COUNTY, FLORIDA

**Combining Balance Sheet
Nonmajor Governmental Funds
September 30, 2015
(amounts in thousands)**

	Nonmajor Special Revenue Funds	Nonmajor Debt Service Funds	Nonmajor Capital Projects Funds	Total Nonmajor Governmental Funds
ASSETS				
Current assets:				
Cash and cash equivalents	\$ 38,326	7,168	22,829	68,323
Investments	70,154	34,517	109,909	214,580
Accounts receivable, net	844	--	--	844
Interest receivable	186	94	293	573
Delinquent ad valorem taxes receivable	69	9	--	78
Due from other funds	1,254	71	--	1,325
Due from other governmental units	3,792	--	--	3,792
Inventories	117	--	--	117
Total assets	114,742	41,859	133,031	289,632
LIABILITIES				
Current liabilities				
Accounts and contracts payable	2,441	136	5,335	7,912
Accrued liabilities	1,534	--	--	1,534
Due to other funds	663	--	24	687
Due to other governmental units	5,716	--	--	5,716
Total liabilities	10,354	136	5,359	15,849
DEFERRED INFLOWS OF RESOURCES				
Unavailable revenues	498	48	--	546
Total deferred inflows of resources	498	48	--	546
FUND BALANCES				
Nonspendable:				
Inventories and prepaid items	117	--	--	117
Restricted for:				
Bond covenants	--	--	17,164	17,164
Debt service	--	41,675	67	41,742
Grant programs and projects	791	--	--	791
Federal and state law	52,038	--	7,558	59,596
Impact fees	11,094	--	--	11,094
Other purposes	6,008	--	--	6,008
Committed to:				
BOCC ordinance /other purposes	28,233	--	--	28,233
Assigned to:				
Capital projects	--	--	102,883	102,883
Major maintenance and repair projects	5,609	--	--	5,609
Total fund balances	103,890	41,675	127,672	273,237
Total liabilities, deferred inflows of resources and fund balances	\$ 114,742	41,859	133,031	289,632

HILLSBOROUGH COUNTY, FLORIDA
Nonmajor Governmental Funds
Combining Schedule of Revenues, Expenditures, and Changes in Fund Balances
For the fiscal year ended September 30, 2015
(amounts in thousands)

	<u>Nonmajor Special Revenue Funds</u>	<u>Nonmajor Debt Service Funds</u>	<u>Nonmajor Capital Projects Funds</u>	<u>Total Nonmajor Governmental Funds</u>
Revenues:				
Taxes - ad valorem property taxes	\$ 35,478	5,048	--	40,526
Taxes - other	23,873	--	--	23,873
Licenses, permits, special assessments	15,721	--	--	15,721
Intergovernmental - state shared revenues	3,074	--	--	3,074
Intergovernmental - grants	3,989	--	930	4,919
Charges for services	36,963	544	--	37,507
Fines and forfeitures	7,844	--	--	7,844
Interest	693	273	367	1,333
Miscellaneous	397	120	416	933
Total revenues	<u>128,032</u>	<u>5,985</u>	<u>1,713</u>	<u>135,730</u>
Expenditures:				
Current:				
General government	35,016	1,034	1,517	37,567
Public safety	26,108	--	113	26,221
Physical environment	2,464	--	1,275	3,739
Transportation	10	--	--	10
Economic environment	--	--	2,000	2,000
Human services	9	--	--	9
Culture and recreation	35,653	--	2,337	37,990
Capital outlay	15,313	--	43,827	59,140
Debt service:				
Principal	--	30,773	57,750	88,523
Interest and fiscal charges	--	24,675	--	24,675
Total expenditures	<u>114,573</u>	<u>56,482</u>	<u>108,819</u>	<u>279,874</u>
Excess (deficiency) of revenues over (under) expenditures	<u>13,459</u>	<u>(50,497)</u>	<u>(107,106)</u>	<u>(144,144)</u>
Other financing sources (uses)				
Transfers in	20,605	172,412	80,492	273,509
Transfers out	(25,675)	(164,201)	(26,792)	(216,668)
Face amount of long-term debt issued	--	--	77,450	77,450
Premiums on long-term debt issued	--	--	5,627	5,627
Face amount of refunding bonds issued	--	139,215	--	139,215
Premium on refunding bonds issued	--	24,797	--	24,797
Payment to refunded bond escrow agent	--	(112,750)	--	(112,750)
Sales of capital assets	39	--	--	39
Total other financing sources (uses)	<u>(5,031)</u>	<u>59,473</u>	<u>136,777</u>	<u>191,219</u>
Net change in fund balances	8,428	8,976	29,671	47,075
Fund balances, beginning of year	95,482	32,699	98,001	226,182
Increase (decrease) in nonspendable fund balances	(20)	--	--	(20)
Fund balances, end of year	<u>\$ 103,890</u>	<u>41,675</u>	<u>127,672</u>	<u>273,237</u>

NONMAJOR SPECIAL REVENUE FUNDS

BOARD OF COUNTY COMMISSIONERS:

Unincorporated Area Special Purpose Revenue Fund – To account for special purpose revenues used to provide services for residents of the unincorporated areas of the County.

Library Fund – To account for ad valorem taxes and state grant funds designated to operate and maintain the countywide Tampa-Hillsborough County Public Library System.

Hillsborough County Civil Service Board Fund – To account for the revenues and expenditures of the Hillsborough County Civil Service Board, which administers a uniform classified merit employment system. The Civil Service Board's responsibilities include: developing personnel rules, records, and reports related to employees and positions; handling recruitment functions; coordinating an employee performance management system; and conducting other programs to ensure compliance with the Civil Service Act and other statutory requirements.

SHERIFF:

Child Protection Investigations Fund – To account for revenues and expenditures for child protection investigations.

Special Use Fund – To account for specific revenue sources designated for law enforcement within the unincorporated areas of the County.

Inmate Welfare Fund (formerly Jail Inmate Canteen Fund) – To account for the revenues and expenditures related to sales to inmates of merchandise such as toiletries, cigarettes, and snacks, as well as inmate phone calls, and to fund inmate programs.

Communications 911 Fund – To account for the revenues and expenditures related to the Sheriff's 911 operations.

BOCC Special Projects Fund – To account for the revenues and expenditures related to funds that may be only be expended for certain major maintenance and renovation projects.

SUPERVISOR OF ELECTIONS:

Grants Fund – To account for federal, state, or other grants received by the Supervisor of Elections for programs including voter education and equipment as well as the recruiting and training of poll workers.

CLERK OF CIRCUIT COURT:

Court Operations and Public Records Fund – To account for the Clerk of Circuit Court's court operations as an officer of the court including clerical and administrative functions of the courts, keeping records, maintaining dockets, providing courtroom clerks for the judiciary, and collecting and disbursing fines, forfeitures and other court costs, and keeping custody of court funds. The Clerk of Circuit Court also conducts court-ordered sales of property, as well as runs the depository for collecting and disbursing court-ordered child support and alimony payments.

To account for the following: Public Records Modernization Trust Fund for equipment, maintenance, personnel training, and technical assistance for modernizing public records per Florida Statute 28.24(12)(d). Public Records Court Technology Trust Fund to operate/support an integrated computer system for judicial agencies and support state court system operations per Florida Statute 28.24(12)(e)(1). Foreclosure Public Education Fund to educate the public of their rights in foreclosure proceedings per Florida Statute 45.035(2)(a), and Public Records Court Operations Trust Fund for Clerk court-related operational needs and program enhancements per Florida Statute 28.37(2).

HILLSBOROUGH COUNTY, FLORIDA
Nonmajor Special Revenue Funds
Combining Balance Sheet
September 30, 2015
(amounts in thousands)

	BOARD OF COUNTY COMMISSIONERS		
	Unincorporated Area Special Purpose	Library	Civil Service Board
ASSETS			
Current assets:			
Cash and cash equivalents	\$ 8,130	6,431	10
Investments	39,145	30,961	48
Accounts receivable, net	26	143	9
Interest receivable	104	82	--
Delinquent ad valorem taxes receivable	6	63	--
Due from other funds	183	480	--
Due from other governmental units	3,782	--	--
Inventories	--	117	--
Total assets	51,376	38,277	67
LIABILITIES			
Current liabilities:			
Accounts and contracts payable	1,506	724	5
Accrued liabilities	283	558	62
Due to other funds	66	1	--
Due to other governmental units	--	--	--
Total liabilities	1,855	1,283	67
DEFERRED INFLOWS OF RESOURCES			
Unavailable revenues	158	340	--
Total deferred inflows of resources	158	340	--
FUND BALANCES			
Nonspendable:			
Inventories and prepaid items	--	117	--
Reserved for:			
Grant programs and projects	--	200	--
Federal and state law	7,601	36,337	--
Impact fees	11,094	--	--
Other purposes	--	--	--
Committed to:			
BOCC ordinance /other purposes	28,233	--	--
Assigned to:			
Major maintenance and repair projects	2,435	--	--
Total fund balances	49,363	36,654	--
Total liabilities, deferred inflows of resources and fund balances	\$ 51,376	38,277	67

SHERIFF

Child Protective Investigations	Special Use	Inmate Welfare	Communications 911	BOCC Special Projects
3,244	589	5,472	18	3,174
--	--	--	--	--
--	--	666	--	--
--	--	--	--	--
--	--	--	--	--
1	9	--	--	--
--	--	--	--	--
<u>3,245</u>	<u>598</u>	<u>6,138</u>	<u>18</u>	<u>3,174</u>
35	2	130	9	--
--	--	--	--	--
--	596	--	--	--
1,581	--	--	--	--
<u>1,616</u>	<u>598</u>	<u>130</u>	<u>9</u>	<u>--</u>
--	--	--	--	--
--	--	--	--	--
--	--	--	--	--
--	--	--	--	--
1,629	--	--	9	--
--	--	--	--	--
--	--	6,008	--	--
--	--	--	--	--
--	--	--	--	3,174
<u>1,629</u>	<u>--</u>	<u>6,008</u>	<u>9</u>	<u>3,174</u>
<u>3,245</u>	<u>598</u>	<u>6,138</u>	<u>18</u>	<u>3,174</u>

(continued)

HILLSBOROUGH COUNTY, FLORIDA
Nonmajor Special Revenue Funds
Combining Balance Sheet (Continued)
September 30, 2015
(amounts in thousands)

	<u>SUPERVISOR</u>	<u>CLERK</u>	
	<u>Supervisor of</u>	<u>Court</u>	
	<u>Elections Grants</u>	<u>Operations &</u>	<u>Total</u>
		<u>Public Records</u>	
ASSETS			
Current assets:			
Cash and cash equivalents	\$ --	11,258	38,326
Investments	--	--	70,154
Accounts receivable, net	--	--	844
Interest receivable	--	--	186
Delinquent ad valorem taxes receivable	--	--	69
Due from other funds	591	--	1,254
Due from other governmental units	--	--	3,792
Inventories	--	--	117
Total assets	<u>591</u>	<u>11,258</u>	<u>114,742</u>
LIABILITIES			
Current liabilities:			
Accounts and contracts payable	--	30	2,441
Accrued liabilities	--	631	1,534
Due to other funds	--	--	663
Due to other governmental units	--	4,135	5,716
Total liabilities	<u>--</u>	<u>4,796</u>	<u>10,354</u>
DEFERRED INFLOWS OF RESOURCES			
Unavailable revenues	--	--	498
Total deferred inflows of resources	<u>--</u>	<u>--</u>	<u>498</u>
FUND BALANCES			
Nonspendable:			
Inventories and prepaid items	--	--	117
Reserved for:			
Grant programs and projects	591	--	791
Federal and state law	--	6,462	52,038
Impact fees	--	--	11,094
Other purposes	--	--	6,008
Committed to:			
BOCC ordinance /other purposes	--	--	28,233
Assigned to:			
Major maintenance and repair projects	--	--	5,609
Total fund balances	<u>591</u>	<u>6,462</u>	<u>103,890</u>
Total liabilities, deferred inflows of resources and fund balances	<u>\$ 591</u>	<u>11,258</u>	<u>114,742</u>



HILLSBOROUGH COUNTY, FLORIDA
Nonmajor Special Revenue Funds
Combining Statement of Revenues, Expenditures, and Changes in Fund Balances
For the fiscal year ended September 30, 2015
(amounts in thousands)

	BOARD OF COUNTY COMMISSIONERS		
	Unincorporated Area Special Purpose	Library	Civil Service Board
Revenues:			
Taxes - ad valorem property taxes	\$ --	35,478	--
Taxes - other	23,873	--	--
Licenses, permits, special assessments	15,721	--	--
Intergovernmental - state shared revenues	1,049	--	--
Intergovernmental - grants	25	1,233	--
Charges for services	2,066	340	181
Fines and forfeitures	170	391	--
Interest	308	345	--
Miscellaneous	191	97	--
Total revenues	43,403	37,884	181
Expenditures:			
Current:			
General government	1,924	--	2,391
Public safety	10,141	--	--
Physical environment	2,464	--	--
Transportation	10	--	--
Human services	--	9	--
Culture and recreation	2,898	32,755	--
Capital outlay	7,610	6,802	--
Total expenditures	25,047	39,566	2,391
Excess (deficiency) of revenues over (under) expenditures	18,356	(1,682)	(2,210)
Other financing sources (uses)			
Transfers in	12,204	169	2,210
Transfers out	(23,088)	(1,017)	--
Sales of capital assets	--	--	--
Total other financing sources (uses)	(10,884)	(848)	2,210
Net change in fund balances	7,472	(2,530)	--
Fund balances, beginning of year	41,891	39,204	--
Increase (decrease) in nonspendable fund balances	--	(20)	--
Fund balances, end of year	\$ 49,363	36,654	--

SHERIFF

Child Protective Investigations	Special Use	Inmate Welfare	Communications 911	BOCC Special Projects
--	--	--	--	--
--	--	--	--	--
--	--	--	--	--
--	--	--	--	--
2,543	--	--	--	--
8,508	60	2,583	517	--
--	824	--	--	--
3	--	14	--	--
37	68	3	--	--
<u>11,091</u>	<u>952</u>	<u>2,600</u>	<u>517</u>	<u>--</u>
--	--	--	--	--
11,742	2,175	1,474	550	26
--	--	--	--	--
--	--	--	--	--
--	--	--	--	--
211	62	53	--	--
<u>11,953</u>	<u>2,237</u>	<u>1,527</u>	<u>550</u>	<u>26</u>
<u>(862)</u>	<u>(1,285)</u>	<u>1,073</u>	<u>(33)</u>	<u>(26)</u>
--	2,822	--	--	3,200
--	(1,570)	--	--	--
6	33	--	--	--
<u>6</u>	<u>1,285</u>	<u>--</u>	<u>--</u>	<u>3,200</u>
(856)	--	1,073	(33)	3,174
2,485	--	4,935	42	--
--	--	--	--	--
<u>1,629</u>	<u>--</u>	<u>6,008</u>	<u>9</u>	<u>3,174</u>

(continued)

HILLSBOROUGH COUNTY, FLORIDA
Nonmajor Special Revenue Funds
Combining Statement of Revenues, Expenditures, and Changes in Fund Balances
For the fiscal year ended September 30, 2015
(amounts in thousands)

	<u>SUPERVISOR</u>	<u>CLERK</u>	
	<u>Supervisor of Elections Grants</u>	<u>Court Operations & Public Records</u>	<u>Total</u>
Revenues:			
Taxes - ad valorem property taxes	\$ --	--	35,478
Taxes - other	--	--	23,873
Licenses, permits, special assessments	--	--	15,721
Intergovernmental - state shared revenues	--	2,025	3,074
Intergovernmental - grants	188	--	3,989
Charges for services	--	22,708	36,963
Fines and forfeitures	--	6,459	7,844
Interest	4	19	693
Miscellaneous	--	1	397
Total revenues	<u>192</u>	<u>31,212</u>	<u>128,032</u>
Expenditures:			
Current:			
General government	--	30,701	35,016
Public safety	--	--	26,108
Physical environment	--	--	2,464
Transportation	--	--	10
Human services	--	--	9
Culture and recreation	--	--	35,653
Capital outlay	--	575	15,313
Total expenditures	<u>--</u>	<u>31,276</u>	<u>114,573</u>
Excess (deficiency) of revenues over (under) expenditures	<u>192</u>	<u>(64)</u>	<u>13,459</u>
Other financing sources (uses)			
Transfers in	--	--	20,605
Transfers out	--	--	(25,675)
Sales of capital assets	--	--	39
Total other financing sources (uses)	<u>--</u>	<u>--</u>	<u>(5,031)</u>
Net change in fund balances	192	(64)	8,428
Fund balances, beginning of year	399	6,526	95,482
Increase (decrease) in nonspendable fund balances	--	--	(20)
Fund balances, end of year	<u>\$ 591</u>	<u>6,462</u>	<u>103,890</u>

HILLSBOROUGH COUNTY, FLORIDA
Schedule of Revenues, Expenditures and
Changes in Fund Balance - Budget and Actual
Unincorporated Area Special Purpose Fund (Budgetary Basis)
For the fiscal year ended September 30, 2015
(amounts in thousands)

	<u>Budgeted Amounts</u>		<u>Actual Amounts</u>	<u>Variance With Final Budget- Positive (Negative)</u>
	<u>Original</u>	<u>Final</u>		
Revenues:				
Taxes - other	\$ 24,028	24,128	23,873	(255)
Licenses, permits, special assessments	6,722	7,912	7,849	(63)
Intergovernmental - state shared revenues	1,000	1,000	1,049	49
Charges for services	909	909	1,329	420
Fines and forfeitures	272	272	170	(102)
Interest	31	31	34	3
Miscellaneous	182	182	188	6
Total revenues	<u>33,144</u>	<u>34,434</u>	<u>34,492</u>	<u>58</u>
Expenditures:				
Current:				
General government	2,086	2,086	1,845	241
Public safety	10,278	10,278	9,584	694
Physical environment	2,667	2,667	2,387	280
Culture and recreation	115	822	105	717
Total expenditures	<u>15,146</u>	<u>15,853</u>	<u>13,921</u>	<u>1,932</u>
Excess (deficiency) of revenues over (under) expenditures	<u>17,998</u>	<u>18,581</u>	<u>20,571</u>	<u>1,990</u>
Other financing sources (uses)				
Transfers in	3,156	3,156	3,008	(148)
Transfers out	(22,378)	(22,914)	(22,914)	--
Budgetary reserves	(5,933)	(2,455)	--	2,455
Budget allowance	(2,167)	(1,720)	--	1,720
Total other financing sources (uses)	<u>(27,322)</u>	<u>(23,933)</u>	<u>(19,906)</u>	<u>4,027</u>
Net change in fund balances	(9,324)	(5,352)	665	6,017
Fund balances, beginning of year	<u>9,324</u>	<u>5,352</u>	<u>7,314</u>	<u>1,962</u>
Fund balances, end of year--budgetary basis	<u>\$ --</u>	<u>--</u>	<u>7,979</u>	<u>7,979</u>
Add end of year fund balances from non-annually appropriated projects			41,384	
Fund balances, end of year--GAAP basis			<u>\$ 49,363</u>	

HILLSBOROUGH COUNTY, FLORIDA
Schedule of Revenues, Expenditures and
Changes in Fund Balance - Budget and Actual
Library Fund (Budgetary Basis)
For the fiscal year ended September 30, 2015
(amounts in thousands)

	<u>Budgeted Amounts</u>		<u>Actual Amounts</u>	<u>Variance With Final Budget- Positive (Negative)</u>
	<u>Original</u>	<u>Final</u>		
Revenues:				
Taxes - ad valorem property taxes	\$ 36,923	36,923	35,478	(1,445)
Charges for services	270	270	340	70
Fines and forfeitures	489	489	391	(98)
Interest	220	220	344	124
Miscellaneous	82	82	97	15
Total revenues	<u>37,984</u>	<u>37,984</u>	<u>36,650</u>	<u>(1,334)</u>
Expenditures:				
Current:				
General government	50	50	--	50
Human services	--	--	9	(9)
Culture and recreation	33,334	33,334	31,567	1,767
Capital outlay	<u>2,146</u>	<u>2,148</u>	<u>1,520</u>	<u>628</u>
Total expenditures	<u>35,530</u>	<u>35,532</u>	<u>33,096</u>	<u>2,436</u>
Excess (deficiency) of revenues over (under) expenditures	<u>2,454</u>	<u>2,452</u>	<u>3,554</u>	<u>1,102</u>
Other financing sources (uses)				
Transfers in	6,969	6,969	169	(6,800)
Transfers out	(8,219)	(8,219)	(8,149)	70
Budgetary reserves	(9,495)	(12,984)	--	12,984
Budget allowance	(1,908)	(1,908)	--	1,908
Total other financing sources (uses)	<u>(12,653)</u>	<u>(16,142)</u>	<u>(7,980)</u>	<u>8,162</u>
Net change in fund balances	(10,199)	(13,690)	(4,426)	9,264
Fund balances, beginning of year	<u>10,199</u>	<u>13,690</u>	<u>20,490</u>	<u>6,800</u>
Fund balances, end of year--budgetary basis	<u>\$ --</u>	<u>--</u>	16,064	<u>16,064</u>
Add end of year fund balances from non-annually appropriated projects			<u>20,590</u>	
Fund balances, end of year--GAAP basis			<u>\$ 36,654</u>	

HILLSBOROUGH COUNTY, FLORIDA
Schedule of Revenues, Expenditures and
Changes in Fund Balance - Budget and Actual
Hillsborough County Civil Service Board Fund
For the fiscal year ended September 30, 2015
(amounts in thousands)

	<u>Budgeted Amounts</u>		<u>Actual Amounts</u>	<u>Variance With Final Budget- Positive (Negative)</u>
	<u>Original</u>	<u>Final</u>		
Revenues:				
Charges for services	\$ 240	240	181	(59)
Total revenues	<u>240</u>	<u>240</u>	<u>181</u>	<u>(59)</u>
Expenditures:				
Current:				
General government	3,133	3,133	2,391	742
Total expenditures	<u>3,133</u>	<u>3,133</u>	<u>2,391</u>	<u>742</u>
Excess (deficiency) of revenues over (under) expenditures	<u>(2,893)</u>	<u>(2,893)</u>	<u>(2,210)</u>	<u>683</u>
Other financing sources (uses)				
Transfers in	2,905	2,905	2,210	(695)
Budget allowance	(12)	(12)	--	12
Total other financing sources (uses)	<u>2,893</u>	<u>2,893</u>	<u>2,210</u>	<u>(683)</u>
Net change in fund balances	--	--	--	--
Fund balances, beginning of year	--	--	--	--
Fund balances, end of year	<u>\$ --</u>	<u>--</u>	<u>--</u>	<u>--</u>

HILLSBOROUGH COUNTY, FLORIDA
Schedule of Revenues, Expenditures and
Changes in Fund Balance - Budget and Actual
Sheriff Special Use Fund
For the fiscal year ended September 30, 2015
(amounts in thousands)

	Budgeted Amounts		Actual Amounts	Variance With Final Budget- Positive (Negative)
	Original	Final		
Revenues:				
Charges for services	\$ --	--	60	60
Fines and forfeitures	--	--	824	824
Miscellaneous	--	--	68	68
Total revenues	--	--	952	952
Expenditures:				
Current:				
Public safety	2,725	2,725	2,175	550
Capital outlay	97	97	62	35
Total expenditures	2,822	2,822	2,237	585
Excess (deficiency) of revenues over (under) expenses	(2,822)	(2,822)	(1,285)	1,537
Other financing sources (uses)				
Transfers in	2,822	2,822	2,822	--
Transfers out	--	--	(1,570)	(1,570)
Sales of capital assets	--	--	33	33
Total other financing sources (uses)	2,822	2,822	1,285	(1,537)
Net change in fund balances	--	--	--	--
Fund balances, beginning of year	--	--	--	--
Fund balances, end of year	\$ --	--	--	--

HILLSBOROUGH COUNTY, FLORIDA
Schedule of Revenues, Expenditures and
Changes in Fund Balance - Budget and Actual
Clerk Court Operations and Public Records Fund
For the fiscal year ended September 30, 2015
(amounts in thousands)

	<u>Budgeted Amounts</u>		<u>Actual Amounts</u>	<u>Variance With Final Budget- Positive (Negative)</u>
	<u>Original</u>	<u>Final</u>		
Revenues:				
Intergovernmental - state shared revenues \$	--	213	2,025	1,812
Charges for services	26,745	25,797	22,708	(3,089)
Fines and forfeitures	6,940	6,442	6,459	17
Interest	58	58	19	(39)
Miscellaneous	--	--	1	1
Total revenues	<u>33,743</u>	<u>32,510</u>	<u>31,212</u>	<u>(1,298)</u>
Expenditures:				
Current:				
General government	34,049	33,265	30,701	2,564
Capital outlay	2,176	1,652	575	1,077
Total expenditures	<u>36,225</u>	<u>34,917</u>	<u>31,276</u>	<u>3,641</u>
Excess (deficiency) of revenues over (under) expenses	<u>(2,482)</u>	<u>(2,407)</u>	<u>(64)</u>	<u>2,343</u>
Other financing sources (uses)				
Budgetary reserves	2,482	2,407	--	(2,407)
Total other financing sources (uses)	<u>2,482</u>	<u>2,407</u>	<u>--</u>	<u>(2,407)</u>
Net change in fund balances	--	--	(64)	(64)
Fund balances, beginning of year	<u>6,526</u>	<u>6,526</u>	<u>6,526</u>	<u>--</u>
Fund balances, end of year	<u>\$ 6,526</u>	<u>6,526</u>	<u>6,462</u>	<u>(64)</u>

NONMAJOR DEBT SERVICE FUNDS

BOARD OF COUNTY COMMISSIONERS:

2002 Parks and Recreation Fund – To account for the annual debt service requirements of the Unincorporated Area Parks and Recreation Program General Obligation Refunding Bonds, Series 2002. Interest and principal payments are due through final maturity in July 2025. Payment of debt service is secured by ad valorem taxes levied on the assessed value of taxable real property in the County's unincorporated area.

2004 Community Investment Tax Revenue Fund – To account for the annual debt service requirements on the Community Investment Tax Revenue Bonds, Series 2004. Interest and principal payments are due through final maturity in November 2025. Payment of debt is secured by the County's Community Investment Tax revenues and all related investment earnings.

2005 Court Facilities Improvement Fund – To account for the annual debt service requirements of the Court Facilities Revenue Bonds, Series 2005. Interest and principal payments are due through final maturity in November 2029. Payment of debt service is secured by a pledge of court surcharge and Community Investment Tax revenues (until the earlier of December 1, 2026 or the date such tax is released pursuant to Section 33 of the Bond Resolution).

2005 Tampa Bay Arena Refunding Revenue Bonds Fund – To account for the annual debt service requirements on the Tampa Bay Arena Refunding Revenue Bonds, Series 2005. Interest and principal payments are due through final maturity in October 2026. Payment of debt service is secured by a pledge on legally available non-ad valorem revenues. Non-ad valorem revenues include Guaranteed Entitlement Revenues, Mobile Home License Fees, Alcoholic Beverage License Taxes, Local Business Taxes, and Local Government Half-Cent Sales Tax revenues.

2006 Capital Improvement Program Refunding Revenue Bond Fund – To account for the annual debt service requirements on the Capital Improvement Program Refunding Revenue Bonds, Series 2006.

2006 Fourth Cent Tourist Development Tax Refunding and Improvement Revenue Bonds Fund – To account for the annual debt service requirements on the Fourth Cent Tourist Development Tax Refunding and Improvement Revenue Bonds, Series 2006. Interest and principal payments are due through final maturity in October 2035. Payment of debt service is secured by a pledge limited to Fourth Cent Tourist Development Tax revenues.

2006 A Fifth Cent Tourist Development Tax Refunding Revenue Bonds Fund – To account for the annual debt service requirements on the Fifth Cent Tourist Development Tax Refunding Revenue Bonds, Series 2006A. Interest and principal payments are due through final maturity in October 2035. Payment of debt service is secured by a pledge limited to Fifth Cent Tourist Development Tax revenues.

2007 Community Investment Tax Revenue Bonds Fund – To account for the annual debt service requirements on the Community Investment Tax Revenue Bonds, Series 2007. Interest and principal payments are due through final maturity in November 2025. Payment of debt is secured by the County's Community Investment Tax revenues and all related investment earnings.

NONMAJOR DEBT SERVICE FUNDS (Continued)

2008 Capital Improvement Non-Ad Valorem Refunding Revenue Bonds Fund – To account for the sinking fund requirements of the Capital Improvement Non-Ad Valorem Refunding Revenue Bonds, Series 2008. Interest and principal payments are due through final maturity in July 2028. Payment of this debt is secured by a pledge on legally available non-ad valorem revenues, which include Guaranteed Entitlement Revenues, Mobile Home License Fees, Alcoholic Beverage License Taxes, Local Business Taxes, and Local Government Half-Cent Sales Tax revenues.

2009 Environmentally Sensitive Lands Acquisition and Protection Program (ELAPP) Fund – To account for the annual debt service requirements of the General Obligation Bonds, Series 2009A and 2009B. Interest and principal payments are due through final maturities in 2019 and 2039, respectively. Payment of debt service is secured by a pledge on all taxable property in the County’s unincorporated area. The Series 1998 and 2003 Bonds were also accounted for in this fund in prior years.

2012 Community Investment Tax Refunding Revenue Bonds Fund – To account for the annual debt service requirements on the Community Investment Tax Refunding Revenue Bonds, Series 2012A and 2012B. Interest and principal payments are due through final maturity in November 2025. Debt service is secured by a pledge of the Community Investment Tax revenues and related investment earnings.

2012 Capital Improvement Program Revenue Bonds Fund – To account for the annual debt service requirements on the Capital Improvement Program Revenue Bonds, Series 2012. Interest and principal payments are due through final maturity in November 2025. Debt service is payable solely from a pledge of the local government half-cent sales tax revenues.

2015 Community Investment Tax Refunding Revenue Bonds – To account for the annual debt service requirements of the Community Investment Tax Refunding Revenue Bonds, Series 2015. Interest and principal payments are due through final maturity in November 2025. Debt service is secured by a pledge of the Community Investment Tax revenues and related earnings.

Redevelopment Seed Money Program Fund – To account for debt service on a capital project to address uneven growth patterns in the following underserved areas of the County: University Community Area, Orient Road/Fairgrounds, Palm River and Westshore.

Commercial Paper Program (M2Gen, Arena, etc.) – To account for commercial paper notes for the Amalie Arena as well as the sinking fund requirements of commercial paper issued for the H. Lee Moffitt Cancer Center & Research Institute / Merck (M2Gen) project. Although the commercial paper notes are expected to be rolled over as needed, there is also a plan to “amortize” this liability over the 30 year life of the project. This fund also accounts for commercial paper notes for the stadium and arena.

2015 Communications Services Tax Revenue Bonds – To account for the annual debt service requirements of the Communication Services Tax Revenue Bonds, Series 2015. Interest and principal payments are due through final maturity in October 2045. Debt service is secured by a pledge of the Communications Services Tax revenues and related earnings.

HILLSBOROUGH COUNTY, FLORIDA
Nonmajor Debt Service Funds
Combining Balance Sheet
September 30, 2015
(amounts in thousands)

	<u>2002 Parks and Recreation</u>	<u>2005 Court Facilities</u>	<u>2005 Arena Refunding</u>	<u>2006 Capital Improvement Program</u>
ASSETS				
Current assets:				
Cash and cash equivalents	\$ 47	316	197	645
Investments	228	1,521	947	3,108
Interest receivable	1	4	3	8
Delinquent ad valorem taxes receivable	2	--	--	--
Due from other funds	16	--	--	--
Total assets	<u>294</u>	<u>1,841</u>	<u>1,147</u>	<u>3,761</u>
LIABILITIES				
Current Liabilities				
Accounts and contracts payable	--	1	--	--
Total liabilities	<u>--</u>	<u>1</u>	<u>--</u>	<u>--</u>
DEFERRED INFLOWS OF RESOURCES				
Unavailable revenues	10	--	--	--
Total deferred inflows of resources	<u>10</u>	<u>--</u>	<u>--</u>	<u>--</u>
FUND BALANCES				
Restricted for:				
Debt service	284	1,840	1,147	3,761
Total fund balances	<u>284</u>	<u>1,840</u>	<u>1,147</u>	<u>3,761</u>
Total liabilities, deferred inflows of resources and fund balances	<u>\$ 294</u>	<u>1,841</u>	<u>1,147</u>	<u>3,761</u>

2006 4th Cent Tourist Development Tax	2006 5th Cent Tourist Development Tax	2007 CIT	2008 Capital Improvement Program	2009 ELAPP	2012 CIT
153	222	1,647	63	253	1,243
738	1,071	7,932	303	1,217	5,984
2	3	21	1	3	16
--	--	--	--	7	--
--	--	--	--	55	--
<u>893</u>	<u>1,296</u>	<u>9,600</u>	<u>367</u>	<u>1,535</u>	<u>7,243</u>
--	--	--	--	1	--
--	--	--	--	1	--
--	--	--	--	38	--
--	--	--	--	38	--
<u>893</u>	<u>1,296</u>	<u>9,600</u>	<u>367</u>	<u>1,496</u>	<u>7,243</u>
<u>893</u>	<u>1,296</u>	<u>9,600</u>	<u>367</u>	<u>1,496</u>	<u>7,243</u>
<u>893</u>	<u>1,296</u>	<u>9,600</u>	<u>367</u>	<u>1,535</u>	<u>7,243</u>

(continued)

HILLSBOROUGH COUNTY, FLORIDA
Nonmajor Debt Service Funds
Combining Balance Sheet (Continued)
September 30, 2015
(amounts in thousands)

	<u>2012 Capital Improvement Program</u>	<u>2015 CIT</u>	<u>Redevelopment Seed Money</u>	<u>Commercial Paper (M2Gen)</u>
ASSETS				
Current assets:				
Cash and cash equivalents	\$ 196	280	64	1,591
Investments	946	1,347	307	7,660
Interest receivable	3	4	1	20
Delinquent ad valorem taxes receivable	--	--	--	--
Due from other funds	--	--	--	--
Total assets	<u>1,145</u>	<u>1,631</u>	<u>372</u>	<u>9,271</u>
LIABILITIES				
Current Liabilities				
Accounts and contracts payable	--	134	--	--
Total liabilities	<u>--</u>	<u>134</u>	<u>--</u>	<u>--</u>
DEFERRED INFLOWS OF RESOURCES				
Unavailable revenues	--	--	--	--
Total deferred inflows of resources	<u>--</u>	<u>--</u>	<u>--</u>	<u>--</u>
FUND BALANCES				
Restricted for:				
Debt service	1,145	1,497	372	9,271
Total fund balances	<u>1,145</u>	<u>1,497</u>	<u>372</u>	<u>9,271</u>
Total liabilities, deferred inflows of resources and fund balances	<u>\$ 1,145</u>	<u>1,631</u>	<u>372</u>	<u>9,271</u>

<u>Communications Services Tax</u>	<u>Total</u>
251	7,168
1,208	34,517
4	94
--	9
--	71
<u>1,463</u>	<u>41,859</u>
<u>--</u>	<u>136</u>
<u>--</u>	<u>136</u>
<u>--</u>	<u>48</u>
<u>--</u>	<u>48</u>
<u>1,463</u>	<u>41,675</u>
<u>1,463</u>	<u>41,675</u>
<u>1,463</u>	<u>41,859</u>

HILLSBOROUGH COUNTY, FLORIDA
Nonmajor Debt Service Funds
Combining Statement of Revenues, Expenditures, and Changes in Fund Balances
For the fiscal year ended September 30, 2015
(amounts in thousands)

	2002 Parks and Recreation	2004 CIT	2005 Court Facilities	2005 Arena Refunding
Revenues:				
Taxes - ad valorem property taxes	\$ 1,042	--	--	--
Charges for services	--	--	--	435
Interest	4	5	10	4
Miscellaneous	--	--	(1)	1
Total revenues	<u>1,046</u>	<u>5</u>	<u>9</u>	<u>440</u>
Expenditures:				
Current:				
General government	--	--	--	--
Debt service:				
Principal	840	3,705	1,325	755
Interest and fiscal charges	490	107	1,208	553
Total expenditures	<u>1,330</u>	<u>3,812</u>	<u>2,533</u>	<u>1,308</u>
Excess (deficiency) of revenues over (under) expenditures	<u>(284)</u>	<u>(3,807)</u>	<u>(2,524)</u>	<u>(868)</u>
Other financing sources (uses)				
Transfers in	394	1,746	2,648	945
Transfers out	(41)	--	--	--
Face amount of refunding bonds issued	--	--	--	--
Premium on refunding bonds issued	--	--	--	--
Payment to refunded bond escrow agent	--	--	--	--
Total other financing sources (uses)	<u>353</u>	<u>1,746</u>	<u>2,648</u>	<u>945</u>
Net change in fund balances	69	(2,061)	124	77
Fund balances, beginning of year	215	2,061	1,716	1,070
Fund balances, end of year	<u>\$ 284</u>	<u>--</u>	<u>1,840</u>	<u>1,147</u>

2006 Capital Improvement Program	2006 4th Cent Tourist Development Tax	2006 5th Cent Tourist Development Tax	2007 CIT	2008 Capital Improvement Program
--	--	--	--	--
109	--	--	--	--
35	4	6	54	3
51	(1)	--	--	69
<u>195</u>	<u>3</u>	<u>6</u>	<u>54</u>	<u>72</u>
3	--	--	--	--
2,150	550	720	9,290	810
<u>1,097</u>	<u>629</u>	<u>1,060</u>	<u>8,832</u>	<u>625</u>
<u>3,250</u>	<u>1,179</u>	<u>1,780</u>	<u>18,122</u>	<u>1,435</u>
<u>(3,055)</u>	<u>(1,176)</u>	<u>(1,774)</u>	<u>(18,068)</u>	<u>(1,363)</u>
2,999	1,180	1,802	128,983	1,376
--	--	--	--	--
--	--	--	--	--
--	--	--	--	--
--	--	--	(112,750)	--
<u>2,999</u>	<u>1,180</u>	<u>1,802</u>	<u>16,233</u>	<u>1,376</u>
(56)	4	28	(1,835)	13
3,817	889	1,268	11,435	354
<u>3,761</u>	<u>893</u>	<u>1,296</u>	<u>9,600</u>	<u>367</u>

(continued)

HILLSBOROUGH COUNTY, FLORIDA
Nonmajor Debt Service Funds
Combining Statement of Revenues, Expenditures, and Changes in Fund Balances (Continued)
For the fiscal year ended September 30, 2015
(amounts in thousands)

	<u>2009 ELAPP</u>	<u>2012 CIT</u>	<u>2012 Capital Improvement Program</u>
Revenues:			
Taxes - ad valorem property taxes	4,006	--	--
Charges for services	--	--	--
Interest	18	19	16
Miscellaneous	--	(1)	--
Total revenues	<u>4,024</u>	<u>18</u>	<u>16</u>
Expenditures:			
Current:			
General government	2	--	--
Debt service:			
Principal	1,400	2,380	3,810
Interest and fiscal charges	<u>3,146</u>	<u>3,939</u>	<u>2,968</u>
Total expenditures	<u>4,548</u>	<u>6,319</u>	<u>6,778</u>
Excess (deficiency) of revenues over (under) expenditures	<u>(524)</u>	<u>(6,301)</u>	<u>(6,762)</u>
Other financing sources (uses)			
Transfers in	1,528	13,532	7,937
Transfers out	(125)	--	--
Face amount of refunding bonds issued	--	--	--
Premium on refunding bonds issued	--	--	--
Payment to refunded bond escrow agent	--	--	--
Total other financing sources (uses)	<u>1,403</u>	<u>13,532</u>	<u>7,937</u>
Net change in fund balances	879	7,231	1,175
Fund balances, beginning of year	617	12	(30)
Fund balances, end of year	<u>1,496</u>	<u>7,243</u>	<u>1,145</u>

<u>2015 CIT</u>	<u>Redevelopment Seed Money</u>	<u>Commercial Paper (M2Gen)</u>	<u>Communications Services Tax</u>	<u>Total</u>
--	--	--	--	5,048
--	--	--	--	544
11	2	67	15	273
--	--	1	1	120
<u>11</u>	<u>2</u>	<u>68</u>	<u>16</u>	<u>5,985</u>
1,029	--	--	--	1,034
--	--	3,038	--	30,773
--	--	21	--	24,675
<u>1,029</u>	<u>--</u>	<u>3,059</u>	<u>--</u>	<u>56,482</u>
<u>(1,018)</u>	<u>2</u>	<u>(2,991)</u>	<u>16</u>	<u>(50,497)</u>
1,466	370	4,906	600	172,412
(162,963)	--	--	(1,072)	(164,201)
139,215	--	--	--	139,215
24,797	--	--	--	24,797
--	--	--	--	(112,750)
<u>2,515</u>	<u>370</u>	<u>4,906</u>	<u>(472)</u>	<u>59,473</u>
1,497	372	1,915	(456)	8,976
--	--	7,356	1,919	32,699
<u>1,497</u>	<u>372</u>	<u>9,271</u>	<u>1,463</u>	<u>41,675</u>

HILLSBOROUGH COUNTY, FLORIDA
Schedule of Revenues, Expenditures and
Changes in Fund Balance - Budget and Actual
2002 Parks and Recreation Debt Service Fund
For the fiscal year ended September 30, 2015
(amounts in thousands)

	Budgeted Amounts		Actual Amounts	Variance With Final Budget- Positive (Negative)
	Original	Final		
Revenues:				
Taxes - ad valorem property taxes	\$ 1,087	1,087	1,042	(45)
Interest	2	2	4	2
Total revenues	1,089	1,089	1,046	(43)
Expenditures:				
Debt service:				
Principal	840	840	840	--
Interest and fiscal charges	490	490	490	--
Total expenditures	1,330	1,330	1,330	--
Excess (deficiency) of revenues over (under) expenses	(241)	(241)	(284)	(43)
Other financing sources (uses)				
Transfers in	397	397	394	(3)
Transfers out	(46)	(46)	(41)	5
Budgetary reserves	(237)	(269)	--	269
Budget allowance	(54)	(54)	--	54
Total other financing sources (uses)	60	28	353	325
Net change in fund balances	(181)	(213)	69	282
Fund balances, beginning of year	181	213	215	2
Fund balances, end of year	\$ --	--	284	284

HILLSBOROUGH COUNTY, FLORIDA
Schedule of Revenues, Expenditures and
Changes in Fund Balance - Budget and Actual
2004 Community Investment Tax Revenue Bonds Debt Service Fund
For the fiscal year ended September 30, 2015
(amounts in thousands)

	Budgeted Amounts		Actual Amounts	Variance With Final Budget- Positive (Negative)
	Original	Final		
Revenues:				
Interest	\$ 5	5	5	--
Total revenues	<u>5</u>	<u>5</u>	<u>5</u>	<u>--</u>
Expenditures:				
Debt service:				
Principal	3,705	3,705	3,705	--
Interest and fiscal charges	108	108	107	1
Total expenditures	<u>3,813</u>	<u>3,813</u>	<u>3,812</u>	<u>1</u>
Excess (deficiency) of revenues over (under) expenses	<u>(3,808)</u>	<u>(3,808)</u>	<u>(3,807)</u>	<u>1</u>
Other financing sources (uses)				
Transfers in	2,226	1,746	1,746	--
Budgetary reserves	(163)	--	--	--
Total other financing sources (uses)	<u>2,063</u>	<u>1,746</u>	<u>1,746</u>	<u>--</u>
Net change in fund balances	(1,745)	(2,062)	(2,061)	1
Fund balances, beginning of year	1,745	2,062	2,061	(1)
Fund balances, end of year	<u>\$ --</u>	<u>--</u>	<u>--</u>	<u>--</u>

HILLSBOROUGH COUNTY, FLORIDA
Schedule of Revenues, Expenditures and
Changes in Fund Balance - Budget and Actual
2005 Court Facilities Revenue Bonds Debt Service Fund
For the fiscal year ended September 30, 2015
(amounts in thousands)

	<u>Budgeted Amounts</u>		<u>Actual Amounts</u>	<u>Variance With Final Budget- Positive (Negative)</u>
	<u>Original</u>	<u>Final</u>		
Revenues:				
Interest	\$ 4	4	10	6
Miscellaneous	--	--	(1)	(1)
Total revenues	<u>4</u>	<u>4</u>	<u>9</u>	<u>5</u>
Expenditures:				
Current:				
General government	77	77	--	77
Debt service:				
Principal	1,325	1,325	1,325	--
Interest and fiscal charges	1,208	1,208	1,208	--
Total expenditures	<u>2,610</u>	<u>2,610</u>	<u>2,533</u>	<u>77</u>
Excess (deficiency) of revenues over (under) expenses	<u>(2,606)</u>	<u>(2,606)</u>	<u>(2,524)</u>	<u>82</u>
Other financing sources (uses)				
Transfers in	2,648	2,648	2,648	--
Budgetary reserves	(1,757)	(1,757)	--	1,757
Total other financing sources (uses)	<u>891</u>	<u>891</u>	<u>2,648</u>	<u>1,757</u>
Net change in fund balances	(1,715)	(1,715)	124	1,839
Fund balances, beginning of year	1,715	1,715	1,716	1
Fund balances, end of year	<u>\$ --</u>	<u>--</u>	<u>1,840</u>	<u>1,840</u>

HILLSBOROUGH COUNTY, FLORIDA
Schedule of Revenues, Expenditures and
Changes in Fund Balance - Budget and Actual
2005 Tampa Sports Arena Refunding Non-Ad Valorem Revenue Debt Service Fund
For the fiscal year ended September 30, 2015
(amounts in thousands)

	<u>Budgeted Amounts</u>		<u>Actual Amounts</u>	<u>Variance With Final Budget- Positive (Negative)</u>
	<u>Original</u>	<u>Final</u>		
Revenues:				
Charges for services	\$ 375	375	435	60
Interest	2	2	4	2
Miscellaneous	--	--	1	1
Total revenues	<u>377</u>	<u>377</u>	<u>440</u>	<u>63</u>
Expenditures:				
Current:				
General government	8	8	--	8
Debt service:				
Principal	755	755	755	--
Interest and fiscal charges	553	553	553	--
Total expenditures	<u>1,316</u>	<u>1,316</u>	<u>1,308</u>	<u>8</u>
Excess (deficiency) of revenues over (under) expenses	<u>(939)</u>	<u>(939)</u>	<u>(868)</u>	<u>71</u>
Other financing sources (uses)				
Transfers in	665	945	945	--
Budgetary reserves	(1,057)	(1,057)	--	1,057
Budget allowance	(19)	(19)	--	19
Total other financing sources (uses)	<u>(411)</u>	<u>(131)</u>	<u>945</u>	<u>1,076</u>
Net change in fund balances	(1,350)	(1,070)	77	1,147
Fund balances, beginning of year	1,350	1,070	1,070	--
Fund balances, end of year	<u>\$ --</u>	<u>--</u>	<u>1,147</u>	<u>1,147</u>

HILLSBOROUGH COUNTY, FLORIDA
Schedule of Revenues, Expenditures and
Changes in Fund Balance - Budget and Actual
2006 Capital Improvement Program (CIP) Refunding Revenue Debt Service Fund
For the fiscal year ended September 30, 2015
(amounts in thousands)

	Budgeted Amounts		Actual Amounts	Variance With Final Budget- Positive (Negative)
	Original	Final		
Revenues:				
Charges for services	\$ 115	115	109	(6)
Interest	20	20	35	15
Miscellaneous	100	100	51	(49)
Total revenues	235	235	195	(40)
Expenditures:				
Current:				
General government	3	3	3	--
Debt service:				
Principal	2,150	2,150	2,150	--
Interest and fiscal charges	1,097	1,097	1,097	--
Total expenditures	3,250	3,250	3,250	--
Excess (deficiency) of revenues over (under) expenses	(3,015)	(3,015)	(3,055)	(40)
Other financing sources (uses)				
Transfers in	2,946	2,999	2,999	--
Budgetary reserves	(3,829)	(3,790)	--	3,790
Budget allowance	(12)	(12)	--	12
Total other financing sources (uses)	(895)	(803)	2,999	3,802
Net change in fund balances	(3,910)	(3,818)	(56)	3,762
Fund balances, beginning of year	3,910	3,818	3,817	(1)
Fund balances, end of year	\$ --	--	3,761	3,761

HILLSBOROUGH COUNTY, FLORIDA
Schedule of Revenues, Expenditures and
Changes in Fund Balance - Budget and Actual
2006 4th Cent Tourist Development Tax Debt Service Fund
For the fiscal year ended September 30, 2015
(amounts in thousands)

	Budgeted Amounts		Actual Amounts	Variance With Final Budget- Positive (Negative)
	Original	Final		
Revenues:				
Interest	\$ 1	1	4	3
Miscellaneous	--	--	(1)	(1)
Total revenues	1	1	3	2
Expenditures:				
Current:				
General government	5	5	--	5
Debt service:				
Principal	550	550	550	--
Interest and fiscal charges	629	629	629	--
Total expenditures	1,184	1,184	1,179	5
Excess (deficiency) of revenues over (under) expenses	(1,183)	(1,183)	(1,176)	7
Other financing sources (uses)				
Transfers in	1,180	1,180	1,180	--
Budgetary reserves	(883)	(885)	--	885
Total other financing sources (uses)	297	295	1,180	885
Net change in fund balances	(886)	(888)	4	892
Fund balances, beginning of year	886	888	889	1
Fund balances, end of year	\$ --	--	893	893

HILLSBOROUGH COUNTY, FLORIDA
Schedule of Revenues, Expenditures and
Changes in Fund Balance - Budget and Actual
2006 5th Cent Tourist Development Tax Debt Service Fund
For the fiscal year ended September 30, 2015
(amounts in thousands)

	Budgeted Amounts		Actual Amounts	Variance With Final Budget- Positive (Negative)
	Original	Final		
Revenues:				
Interest	\$ 2	2	6	4
Total revenues	<u>2</u>	<u>2</u>	<u>6</u>	<u>4</u>
Expenditures:				
Current:				
General government	3	3	--	3
Debt service:				
Principal	720	720	720	--
Interest and fiscal charges	1,060	1,060	1,060	--
Total expenditures	<u>1,783</u>	<u>1,783</u>	<u>1,780</u>	<u>3</u>
Excess (deficiency) of revenues over (under) expenses	<u>(1,781)</u>	<u>(1,781)</u>	<u>(1,774)</u>	<u>7</u>
Other financing sources (uses)				
Transfers in	1,802	1,802	1,802	--
Budgetary reserves	(1,279)	(1,289)	--	1,289
Total other financing sources (uses)	<u>523</u>	<u>513</u>	<u>1,802</u>	<u>1,289</u>
Net change in fund balances	(1,258)	(1,268)	28	1,296
Fund balances, beginning of year	1,258	1,268	1,268	--
Fund balances, end of year	<u>\$ --</u>	<u>--</u>	<u>1,296</u>	<u>1,296</u>

HILLSBOROUGH COUNTY, FLORIDA
Schedule of Revenues, Expenditures and
Changes in Fund Balance - Budget and Actual
2007 Community Investment Tax Revenue Bonds Debt Service Fund
For the fiscal year ended September 30, 2015
(amounts in thousands)

	Budgeted Amounts		Actual Amounts	Variance With Final Budget- Positive (Negative)
	Original	Final		
Revenues:				
Interest	\$ 27	27	54	27
Total revenues	<u>27</u>	<u>27</u>	<u>54</u>	<u>27</u>
Expenditures:				
Current:				
General government	5	5	--	5
Debt service:				
Principal	9,290	9,290	9,290	--
Interest and fiscal charges	6,849	17,837	8,832	9,005
Total expenditures	<u>16,144</u>	<u>27,132</u>	<u>18,122</u>	<u>9,010</u>
Excess (deficiency) of revenues over (under) expenses	<u>(16,117)</u>	<u>(27,105)</u>	<u>(18,068)</u>	<u>9,037</u>
Other financing sources (uses)				
Transfers in	16,405	128,983	128,983	--
Payment to refunded bond escrow agent	--	(103,745)	(112,750)	(9,005)
Budgetary reserves	(11,753)	(9,566)	--	9,566
Budget allowance	(1)	(1)	--	1
Total other financing sources (uses)	<u>4,651</u>	<u>15,671</u>	<u>16,233</u>	<u>562</u>
Net change in fund balances	(11,466)	(11,434)	(1,835)	9,599
Fund balances, beginning of year	11,466	11,434	11,435	1
Fund balances, end of year	<u>\$ --</u>	<u>--</u>	<u>9,600</u>	<u>9,600</u>

HILLSBOROUGH COUNTY, FLORIDA
Schedule of Revenues, Expenditures and
Changes in Fund Balance - Budget and Actual
2008 Capital Improvement Non-Ad Valorem Revenue Debt Service Fund
For the fiscal year ended September 30, 2015
(amounts in thousands)

	Budgeted Amounts		Actual Amounts	Variance With Final Budget- Positive (Negative)
	Original	Final		
Revenues:				
Interest	\$ 2	2	3	1
Miscellaneous	69	69	69	--
Total revenues	71	71	72	1
Expenditures:				
Current:				
General government	3	3	--	3
Debt service:				
Principal	810	810	810	--
Interest and fiscal charges	625	625	625	--
Total expenditures	1,438	1,438	1,435	3
Excess (deficiency) of revenues over (under) expenses	(1,367)	(1,367)	(1,363)	4
Other financing sources (uses)				
Transfers in	1,370	1,376	1,376	--
Budgetary reserves	(359)	(359)	--	359
Budget allowance	(4)	(4)	--	4
Total other financing sources (uses)	1,007	1,013	1,376	363
Net change in fund balances	(360)	(354)	13	367
Fund balances, beginning of year	360	354	354	--
Fund balances, end of year	\$ --	--	367	367

HILLSBOROUGH COUNTY, FLORIDA
Schedule of Revenues, Expenditures and
Changes in Fund Balance - Budget and Actual
2009 Environmentally Sensitive Lands Acquisition and Protection Program Debt Service Fund
For the fiscal year ended September 30, 2015
(amounts in thousands)

	Budgeted Amounts		Actual Amounts	Variance With Final Budget- Positive (Negative)
	Original	Final		
Revenues:				
Taxes - ad valorem property taxes	\$ 4,165	4,165	4,006	(159)
Interest	9	9	18	9
Miscellaneous	125	125	--	(125)
Total revenues	4,299	4,299	4,024	(275)
Expenditures:				
Current:				
General government	43	43	2	41
Debt service:				
Principal	1,400	1,400	1,400	--
Interest and fiscal charges	3,146	3,146	3,146	--
Total expenditures	4,589	4,589	4,548	41
Excess (deficiency) of revenues over (under) expenses	(290)	(290)	(524)	(234)
Other financing sources (uses)				
Transfers in	1,548	1,548	1,528	(20)
Transfers out	(132)	(132)	(125)	7
Budgetary reserves	(1,229)	(1,527)	--	1,527
Budget allowance	(215)	(215)	--	215
Total other financing sources (uses)	(28)	(326)	1,403	1,729
Net change in fund balances	(318)	(616)	879	1,495
Fund balances, beginning of year	318	616	617	1
Fund balances, end of year	\$ --	--	1,496	1,496

HILLSBOROUGH COUNTY, FLORIDA
Schedule of Revenues, Expenditures and
Changes in Fund Balance - Budget and Actual
2012 Community Investment Tax Revenue Bonds Debt Service Fund
For the fiscal year ended September 30, 2015
(amounts in thousands)

	Budgeted Amounts		Actual Amounts	Variance With Final Budget- Positive (Negative)
	Original	Final		
Revenues:				
Interest	\$ 5	5	19	14
Miscellaneous	--	--	(1)	(1)
Total revenues	5	5	18	13
Expenditures:				
Current:				
General government	10	10	--	10
Debt service:				
Principal	2,380	2,380	2,380	--
Interest and fiscal charges	3,939	3,939	3,939	--
Total expenditures	6,329	6,329	6,319	10
Excess (deficiency) of revenues over (under) expenses	(6,324)	(6,324)	(6,301)	23
Other financing sources (uses)				
Transfers in	12,011	13,532	13,532	--
Budgetary reserves	(7,219)	(7,219)	--	7,219
Total other financing sources (uses)	4,792	6,313	13,532	7,219
Net change in fund balances	(1,532)	(11)	7,231	7,242
Fund balances, beginning of year	1,532	11	12	1
Fund balances, end of year	\$ --	--	7,243	7,243

HILLSBOROUGH COUNTY, FLORIDA
Schedule of Revenues, Expenditures and
Changes in Fund Balance - Budget and Actual
2012 Capital Improvement Non-Ad Valorem Revenue Debt Service Fund
For the fiscal year ended September 30, 2015
(amounts in thousands)

	Budgeted Amounts		Actual Amounts	Variance With Final Budget- Positive (Negative)
	Original	Final		
Revenues:				
Interest	\$ 6	6	16	10
Total revenues	6	6	16	10
Expenditures:				
Current:				
General government	3	3	--	3
Debt service:				
Principal	3,810	3,810	3,810	--
Interest and fiscal charges	2,968	2,968	2,968	--
Total expenditures	6,781	6,781	6,778	3
Excess (deficiency) of revenues over (under) expenses	(6,775)	(6,775)	(6,762)	13
Other financing sources (uses)				
Transfers in	7,906	7,937	7,937	--
Budgetary reserves	(1,131)	(1,131)	--	1,131
Total other financing sources (uses)	6,775	6,806	7,937	1,131
Net change in fund balances	--	31	1,175	1,144
Fund balances, beginning of year	--	(31)	(30)	1
Fund balances, end of year	\$ --	--	1,145	1,145

HILLSBOROUGH COUNTY, FLORIDA
Schedule of Revenues, Expenditures and
Changes in Fund Balance - Budget and Actual
2015 Community Investment Tax Revenue Bonds Debt Service Fund
For the fiscal year ended September 30, 2015
(amounts in thousands)

	<u>Budgeted Amounts</u>		<u>Actual Amounts</u>	<u>Variance With Final Budget- Positive (Negative)</u>
	<u>Original</u>	<u>Final</u>		
Revenues:				
Interest	\$ --	--	11	11
Total revenues	<u>--</u>	<u>--</u>	<u>11</u>	<u>11</u>
Expenditures:				
Current:				
General government	--	1,049	1,029	20
Total expenditures	<u>--</u>	<u>1,049</u>	<u>1,029</u>	<u>20</u>
Excess (deficiency) of revenues over (under) expenses	<u>--</u>	<u>(1,049)</u>	<u>(1,018)</u>	<u>31</u>
Other financing sources (uses)				
Transfers in	--	1,466	1,466	--
Transfers out	--	(162,963)	(162,963)	--
Face amount of refunding bonds issued	--	139,215	139,215	--
Premium on refunding bonds issued	--	24,797	24,797	--
Budgetary reserves	--	(1,466)	--	1,466
Total other financing sources (uses)	<u>--</u>	<u>1,049</u>	<u>2,515</u>	<u>1,466</u>
Net change in fund balances	--	--	1,497	1,497
Fund balances, beginning of year	--	--	--	--
Fund balances, end of year	<u>\$ --</u>	<u>--</u>	<u>1,497</u>	<u>1,497</u>

HILLSBOROUGH COUNTY, FLORIDA
Schedule of Revenues, Expenditures and
Changes in Fund Balance - Budget and Actual
Redevelopment Seed Money Debt Service Fund
For the fiscal year ended September 30, 2015
(amounts in thousands)

	<u>Budgeted Amounts</u>		<u>Actual</u> <u>Amounts</u>	<u>Variance With</u> <u>Final Budget-</u> <u>Positive</u> <u>(Negative)</u>
	<u>Original</u>	<u>Final</u>		
Revenues:				
Interest	\$ --	--	2	2
Total revenues	<u>--</u>	<u>--</u>	<u>2</u>	<u>2</u>
Expenditures:				
Current:				
General government	200	200	--	200
Debt service:				
Interest and fiscal charges	170	170	--	170
Total expenditures	<u>370</u>	<u>370</u>	<u>--</u>	<u>370</u>
Excess (deficiency) of revenues over (under) expenses	<u>(370)</u>	<u>(370)</u>	<u>2</u>	<u>372</u>
Other financing sources (uses)				
Transfers in	370	370	370	--
Total other financing sources (uses)	<u>370</u>	<u>370</u>	<u>370</u>	<u>--</u>
Net change in fund balances	--	--	372	372
Fund balances, beginning of year	--	--	--	--
Fund balances, end of year	<u>\$ --</u>	<u>--</u>	<u>372</u>	<u>372</u>

HILLSBOROUGH COUNTY, FLORIDA
Schedule of Revenues, Expenditures and
Changes in Fund Balance - Budget and Actual
Capital Improvement Commercial Paper Program (M2Gen) Debt Service Fund
For the fiscal year ended September 30, 2015
(amounts in thousands)

	<u>Budgeted Amounts</u>		<u>Actual Amounts</u>	<u>Variance With Final Budget- Positive (Negative)</u>
	<u>Original</u>	<u>Final</u>		
Revenues:				
Interest	\$ 15	15	67	52
Miscellaneous	--	--	1	1
Total revenues	<u>15</u>	<u>15</u>	<u>68</u>	<u>53</u>
Expenditures:				
Current:				
General government	7	7	--	7
Debt service:				
Principal	8,917	8,917	3,038	5,879
Interest and fiscal charges	505	505	21	484
Total expenditures	<u>9,429</u>	<u>9,429</u>	<u>3,059</u>	<u>6,370</u>
Excess (deficiency) of revenues over (under) expenses	<u>(9,414)</u>	<u>(9,414)</u>	<u>(2,991)</u>	<u>6,423</u>
Other financing sources (uses)				
Transfers in	3,827	4,906	4,906	--
Budgetary reserves	(1,135)	(2,848)	--	2,848
Total other financing sources (uses)	<u>2,692</u>	<u>2,058</u>	<u>4,906</u>	<u>2,848</u>
Net change in fund balances	(6,722)	(7,356)	1,915	9,271
Fund balances, beginning of year	6,722	7,356	7,356	--
Fund balances, end of year	<u>\$ --</u>	<u>--</u>	<u>9,271</u>	<u>9,271</u>

HILLSBOROUGH COUNTY, FLORIDA
Schedule of Revenues, Expenditures and
Changes in Fund Balance - Budget and Actual
Communications Services Tax Debt Service Fund
For the fiscal year ended September 30, 2015
(amounts in thousands)

	Budgeted Amounts		Actual Amounts	Variance With Final Budget- Positive (Negative)
	Original	Final		
Revenues:				
Interest	\$ 7	7	15	8
Miscellaneous	--	--	1	1
Total revenues	7	7	16	9
Expenditures:				
Current:				
General government	50	20	--	20
Debt service:				
Principal	1,161	--	--	--
Interest and fiscal charges	783	1,398	--	1,398
Total expenditures	1,994	1,418	--	1,418
Excess (deficiency) of revenues over (under) expenses	(1,987)	(1,411)	16	1,427
Other financing sources (uses)				
Transfers in	2,057	600	600	--
Transfers out	--	(1,072)	(1,072)	--
Budgetary reserves	(1,983)	(35)	--	35
Budget allowance	(1)	(1)	--	1
Total other financing sources (uses)	73	(508)	(472)	36
Net change in fund balances	(1,914)	(1,919)	(456)	1,463
Fund balances, beginning of year	1,914	1,919	1,919	--
Fund balances, end of year	\$ --	--	1,463	1,463



NONMAJOR CAPITAL PROJECTS FUNDS

BOARD OF COUNTY COMMISSIONERS:

Environmentally Sensitive Lands Acquisition Fund – To account for capital projects for the acquisition and restoration of environmentally sensitive land.

Court Facilities Improvement (Non-Bond) Fund – To account for court system contributions to acquire, construct, equip, and renovate the County’s court system facilities.

Capital Improvement Program Non-CIT Commercial Paper Fund – To account for the proceeds and debt service of the 2000 Capital Improvement Program Commercial Paper Notes, Series A, Series B (Alternative Minimum Tax), and Series C (Taxable) that are related to non-CIT backed general governmental purposes. These proceeds are used for purposes such as Moffitt/Merck’s M2Gen project, and arena improvements. Interest and principal payments are due at the time each note matures.

Public Safety Operations Complex (PSOC) Project Fund (formerly Emergency Operations Center Project Fund) – To account for a capital project to construct a new emergency operations center.

Countywide Capital Projects Fund – To account for capital projects, that are not included in any other capital project fund, that benefit residents throughout the County.

Unincorporated Area Capital Projects Fund – To account for capital projects, that are not included in any other capital project fund, that benefit residents of the unincorporated area of the County.

Next Generation 911 Projects Fund – To account for a capital project for acquisition of next generation equipment for handling 911 emergencies.

HILLSBOROUGH COUNTY, FLORIDA
Nonmajor Capital Projects Fund
Combining Balance Sheet
September 30, 2015
(amounts in thousands)

	<u>Environmentally Sensitive Lands Acquisition</u>	<u>Court Facilities Non-Bond</u>	<u>Commercial Paper Non- CIT</u>	<u>PSOC Project</u>
ASSETS				
Current assets:				
Cash and cash equivalents	\$ 2,979	560	11	8,628
Investments	14,341	2,695	55	41,542
Interest receivable	38	7	--	111
Total assets	<u>17,358</u>	<u>3,262</u>	<u>66</u>	<u>50,281</u>
LIABILITIES				
Current liabilities				
Accounts and contracts payable	194	--	(1)	2,570
Due to other funds	--	--	--	--
Total liabilities	<u>194</u>	<u>--</u>	<u>(1)</u>	<u>2,570</u>
FUND BALANCES				
Restricted for:				
Debt service	--	--	67	--
Federal and state law	--	--	--	--
Bond covenants	17,164	--	--	--
Assigned to:				
Capital projects	--	3,262	--	47,711
Total fund balances	<u>17,164</u>	<u>3,262</u>	<u>67</u>	<u>47,711</u>
Total liabilities and fund balances	<u>\$ 17,358</u>	<u>3,262</u>	<u>66</u>	<u>50,281</u>

Countywide	Unincorporated Area	Next Generation 911	Total
6,829	2,517	1,305	22,829
32,878	12,117	6,281	109,909
88	32	17	293
<u>39,795</u>	<u>14,666</u>	<u>7,603</u>	<u>133,031</u>
1,776	751	45	5,335
24	--	--	24
<u>1,800</u>	<u>751</u>	<u>45</u>	<u>5,359</u>
--	--	--	67
--	--	7,558	7,558
--	--	--	17,164
<u>37,995</u>	<u>13,915</u>	<u>--</u>	<u>102,883</u>
<u>37,995</u>	<u>13,915</u>	<u>7,558</u>	<u>127,672</u>
<u>39,795</u>	<u>14,666</u>	<u>7,603</u>	<u>133,031</u>

HILLSBOROUGH COUNTY, FLORIDA
Nonmajor Capital Projects Fund
Combining Statement of Revenues, Expenditures, and Changes in Fund Balances
For the fiscal year ended September 30, 2015
(amounts in thousands)

	<u>Environmentally Sensitive Lands Acquisition</u>	<u>Court Facilities Non-Bond</u>	<u>Commercial Paper Non-CIT</u>
Revenues:			
Intergovernmental - grants	\$ 930	--	--
Interest	141	25	(7)
Miscellaneous	416	--	--
Total revenues	<u>1,487</u>	<u>25</u>	<u>(7)</u>
Expenditures:			
Current:			
General government	--	--	--
Public safety	--	--	--
Physical environment	1,275	--	--
Economic environment	--	--	2,000
Culture and recreation	--	--	--
Capital outlay	1,991	1	--
Debt service:			
Principal	--	--	57,750
Total expenditures	<u>3,266</u>	<u>1</u>	<u>59,750</u>
Excess (deficiency) of revenues over (under) expenditures	<u>(1,779)</u>	<u>24</u>	<u>(59,757)</u>
Other financing sources (uses)			
Transfers in	--	--	57,800
Transfers out	(1,806)	--	--
Face amount of long-term debt issued	--	--	1,400
Premiums on long-term debt issued	--	--	--
Total other financing sources (uses)	<u>(1,806)</u>	<u>--</u>	<u>59,200</u>
Net change in fund balances	(3,585)	24	(557)
Fund balances, beginning of year	20,749	3,238	624
Fund balances, end of year	<u>\$ 17,164</u>	<u>3,262</u>	<u>67</u>

<u>PSOC Project</u>	<u>Countywide</u>	<u>Unincorporated Area</u>	<u>Next Generation 911</u>	<u>Total</u>
--	--	--	--	930
208	--	--	--	367
--	--	--	--	416
<u>208</u>	<u>--</u>	<u>--</u>	<u>--</u>	<u>1,713</u>
484	717	316	--	1,517
--	98	15	--	113
--	--	--	--	1,275
--	--	--	--	2,000
--	1,282	1,055	--	2,337
22,191	10,224	8,978	442	43,827
<u>--</u>	<u>--</u>	<u>--</u>	<u>--</u>	<u>57,750</u>
<u>22,675</u>	<u>12,321</u>	<u>10,364</u>	<u>442</u>	<u>108,819</u>
<u>(22,467)</u>	<u>(12,321)</u>	<u>(10,364)</u>	<u>(442)</u>	<u>(107,106)</u>
--	4,000	10,692	8,000	80,492
(11,500)	(5,350)	(8,136)	--	(26,792)
76,050	--	--	--	77,450
5,627	--	--	--	5,627
<u>70,177</u>	<u>(1,350)</u>	<u>2,556</u>	<u>8,000</u>	<u>136,777</u>
47,710	(13,671)	(7,808)	7,558	29,671
1	51,666	21,723	--	98,001
<u>47,711</u>	<u>37,995</u>	<u>13,915</u>	<u>7,558</u>	<u>127,672</u>



INTERNAL SERVICE FUNDS

BOARD OF COUNTY COMMISSIONERS:

Self-Insurance Fund – To account for the revenues and expenses of the County's risk management, employee group health insurance, and Other Postemployment Benefits (OPEB) programs. Risk management includes workers' compensation, automotive and general liability, and catastrophic disaster recovery programs. Employee group health insurance is a self-insurance program funded by employer contributions and employee payroll deductions. The OPEB program consists of collecting assessments from County departments to set aside funds for the actuarial liability associated with the implicit subsidy resulting from providing insurance to retirees and certain other former employees, as well as a limited stipend program for regular retired employees from ages 62 to 65 and special risk retired employees from ages 55 to 65.

Fleet Management Fund – To account for the revenues and expenses of handling vehicle and equipment repairs and maintenance, short-term vehicle rentals and fuel sales to departments, and other fleet management services.

SHERIFF:

Workers' Compensation, General Liability, and Medical Plan Self-Insurance Fund – To account for the revenues and expenses of the Sheriff's workers' compensation and general liability self-insured risk management programs as well as the medical plan for Sheriff's employees. This fund is also used to account for the Sheriff's flexible spending program for participating employees.

HILLSBOROUGH COUNTY, FLORIDA
Internal Service Funds
Combining Statement of Net Position
September 30, 2015
(amounts in thousands)

	<u>BOCC</u>		<u>SHERIFF</u>	<u>Total</u>
	<u>Self-Insurance</u>	<u>Fleet Management</u>	<u>Risk Management</u>	
ASSETS				
Current assets:				
Cash and cash equivalents	\$ 35,672	4,955	19,547	60,174
Investments	171,752	23,857	--	195,609
Accounts receivable, net	246	21	77	344
Interest receivable	457	64	--	521
Due from other funds	6,598	--	--	6,598
Inventories	--	248	--	248
Prepaid charges	3,126	--	--	3,126
Total unrestricted current assets	<u>217,851</u>	<u>29,145</u>	<u>19,624</u>	<u>266,620</u>
Noncurrent assets:				
Capital assets (net of accumulated depreciatic				
Buildings	--	220	--	220
Building improvements	--	269	--	269
Equipment	--	34,619	--	34,619
Intangibles	--	67	--	67
Total capital assets, net	<u>--</u>	<u>35,175</u>	<u>--</u>	<u>35,175</u>
Total noncurrent assets	<u>--</u>	<u>35,175</u>	<u>--</u>	<u>35,175</u>
Total assets	<u>217,851</u>	<u>64,320</u>	<u>19,624</u>	<u>301,795</u>
DEFERRED OUTFLOWS OF RESOURCES				
Pensions	105	308	--	413
Total deferred outflows of resources	<u>105</u>	<u>308</u>	<u>--</u>	<u>413</u>
LIABILITIES				
Current liabilities				
Accounts and contracts payable	889	1,259	43	2,191
Accrued liabilities	76	118	--	194
Due to other funds	--	--	4,708	4,708
Unearned revenues	1,154	--	--	1,154
Insurance claims payable, current	13,028	--	14,873	27,901
Compensated absences, current	69	173	--	242
Total unrestricted current liabilities	<u>15,216</u>	<u>1,550</u>	<u>19,624</u>	<u>36,390</u>
Noncurrent liabilities:				
Insurance claims payable	7,214	--	--	7,214
Compensated absences payable	34	--	--	34
Net pension liability	610	1,806	--	2,416
Net OPEB obligation	13,333	--	--	13,333
Total noncurrent liabilities	<u>21,191</u>	<u>1,806</u>	<u>--</u>	<u>22,997</u>
Total liabilities	<u>36,407</u>	<u>3,356</u>	<u>19,624</u>	<u>59,387</u>
DEFERRED INFLOWS OF RESOURCES				
Pensions	133	381	--	514
Total deferred inflows of resources	<u>133</u>	<u>381</u>	<u>--</u>	<u>514</u>
NET POSITION				
Net investment in capital assets	--	35,175	--	35,175
Unrestricted	181,416	25,716	--	207,132
Total net position	<u>\$ 181,416</u>	<u>60,891</u>	<u>--</u>	<u>242,307</u>

HILLSBOROUGH COUNTY, FLORIDA
Internal Service Funds
Combining Statement of Revenues, Expenses, and Changes in Fund Net Position
For the fiscal year ended September 30, 2015
(amounts in thousands)

	<u>BOCC</u>		<u>SHERIFF</u>	<u>Total</u>
	<u>Self-Insurance</u>	<u>Fleet Management</u>	<u>Risk Management</u>	
Operating revenues:				
Charges for services	\$ 83,242	28,736	45,274	157,252
Total operating revenues	<u>83,242</u>	<u>28,736</u>	<u>45,274</u>	<u>157,252</u>
Operating expenses:				
Personnel services	2,153	3,748	--	5,901
Contractual services	3,010	1,809	--	4,819
Repairs and maintenance	--	214	--	214
Utilities	2	125	--	127
Rentals and leases	--	9	--	9
Supplies	14	--	--	14
Depreciation and amortization	--	11,657	--	11,657
Costs of services provided	81,977	12,617	40,568	135,162
Other operating expenses	7,726	103	--	7,829
Pension expense (benefit)	(38)	(108)	--	(146)
Annual OPEB expenses	422	--	--	422
Total operating expenses	<u>95,266</u>	<u>30,174</u>	<u>40,568</u>	<u>166,008</u>
Operating income	<u>(12,024)</u>	<u>(1,438)</u>	<u>4,706</u>	<u>(8,756)</u>
Nonoperating revenues (expenses):				
State shared revenues	163	--	--	163
Interest revenue	1,609	218	2	1,829
Gain (loss) on disposal of capital assets	--	444	--	444
Other revenues	--	17	--	17
Other expenses	(268)	(3)	--	(271)
Total nonoperating revenues (expenses)	<u>1,504</u>	<u>676</u>	<u>2</u>	<u>2,182</u>
Income before contributions and transfers	(10,520)	(762)	4,708	(6,574)
Transfers in	4,708	--	--	4,708
Transfers out	--	--	(4,708)	(4,708)
Change in net position	<u>(5,812)</u>	<u>(762)</u>	<u>--</u>	<u>(6,574)</u>
Net position, beginning of year, as previously reported	187,904	63,640	--	251,544
Restatement for implementation of GASB Statements No. 68 and 71	(676)	(1,987)	--	(2,663)
Net position, beginning of year, as restated	<u>187,228</u>	<u>61,653</u>	<u>--</u>	<u>248,881</u>
Net position, end of year	<u>\$ 181,416</u>	<u>60,891</u>	<u>--</u>	<u>242,307</u>

HILLSBOROUGH COUNTY, FLORIDA
Internal Service Funds
Combining Statement of Cash Flows
For the fiscal year ended September 30, 2015
(amounts in thousands)

	<u>BOCC</u>		<u>SHERIFF</u>	<u>Totals</u>
	<u>Self- Insurance</u>	<u>Fleet Management</u>	<u>Risk Management</u>	
Cash flows from operating activities:				
Receipts from customers	\$ 85,293	28,745	45,233	159,271
Payment to Suppliers	(10,844)	(14,716)	(3,470)	(29,030)
Payments to employees	(2,098)	(3,714)	--	(5,812)
Cash paid for claims	(82,427)	--	(38,618)	(121,045)
Cash from (to) other sources	(268)	15	1,127	874
Net cash provided by (used for) operating activities	<u>(10,344)</u>	<u>10,330</u>	<u>4,272</u>	<u>4,258</u>
Cash flows from noncapital financing activities:				
State shared revenues	163	--	--	163
Transfers in from other funds	4,708	--	--	4,708
Transfers out to other funds	--	--	(6,647)	(6,647)
Net cash provided by (used for) capital and related financing activities	<u>4,871</u>	<u>--</u>	<u>(6,647)</u>	<u>(1,776)</u>
Cash flows from capital and related financing activities:				
Acquisition and construction of capital assets	--	(16,672)	--	(16,672)
Proceeds from sale of capital assets	--	1,901	--	1,901
Net cash used by capital and related financing activities	<u>--</u>	<u>(14,771)</u>	<u>--</u>	<u>(14,771)</u>
Cash flows from investing activities:				
Proceeds from sales and maturities of investments	148,341	20,605	--	168,946
Purchase of investment securities	(149,267)	(17,760)	--	(167,027)
Interest and dividends received	1,458	203	2	1,663
Net cash provided by (used for) investing activities	<u>532</u>	<u>3,048</u>	<u>2</u>	<u>3,582</u>
Net change in cash and cash equivalents	(4,941)	(1,393)	(2,373)	(8,707)
Cash and cash equivalents, beginning of year	<u>40,613</u>	<u>6,348</u>	<u>21,920</u>	<u>68,881</u>
Cash and cash equivalents, end of year	<u>\$ 35,672</u>	<u>4,955</u>	<u>19,547</u>	<u>60,174</u>

Internal Service Funds
Combining Statement of Cash Flows
For the fiscal year ended September 30, 2015
(amounts in thousands)

	BOCC		SHERIFF	Totals
	Self- Insurance	Fleet Management	Risk Management	
Reconciliation of operating income to net cash provided by operating activities:				
Operating (loss) income	\$ (12,024)	(1,438)	4,706	(8,756)
Adjustments to reconcile operating income to net cash provided by (used in) operating activities:				
Depreciation and amortization expense	--	11,657	--	11,657
Miscellaneous non-operating revenues	(268)	14	--	(254)
Changes in assets and liabilities:				
(Increase) decrease in accounts receivables	243	10	133	386
(Increase) decrease in inventories and prepaids	28	52	--	80
(Increase) decrease in deferred outflows	(45)	(135)	--	(180)
Increase (decrease) in accounts and contracts payable	(1,439)	108	25	(1,306)
Increase (decrease) in accrued and other liabilities	910	26	--	936
Increase (decrease) in due to other funds/governments	947	--	--	947
Increase (decrease) in compensated absences payable	10	9	--	19
Increase (decrease) in insurance claims payable	868	--	(592)	276
Increase (decrease) in pension liability	(183)	(524)	--	(707)
Increase (decrease) in net OPEB obligation	419	--	--	419
Increase (decrease) in deferred inflows	190	551	--	741
Total adjustments	1,680	11,768	(434)	13,014
Net Cash Provided By (Used For) Operating Activities	\$ (10,344)	10,330	4,272	4,258



AGENCY FUNDS

BOARD OF COUNTY COMMISSIONERS:

General Agency Fund – To account for various funds placed in escrow. These amounts are being held by the County as agent for various individuals and entities. Items recorded in this fund include employee payroll deductions, the employer's payroll deduction match, and stale-dated checks.

SHERIFF:

General Agency Fund – To account for cash bonds and other funds held by the Sheriff as a trustee and for such non-budgeted receipts as civil process fees, held by the Sheriff until remitted to the BOCC.

TAX COLLECTOR:

Motor Vehicle Fund – To account for the collection of motor vehicle registration receipts, and the subsequent remittance of those receipts to the State of Florida .

Tax and License Fund – To account for the collection and distribution of local property taxes and funds generated from the sale of miscellaneous licenses for the State of Florida .

CLERK OF CIRCUIT COURT:

General Agency Fund – To account for the collection and disbursement of trust accounts including tax accounts, escheated bond accounts, fines and forfeitures accounts, and other trust accounts.

Registry of the Court Fund – To account for the collection and disbursement of funds required to be deposited into and disbursed from the Registry Account by court orders.

Support Collections Fund – To account for the collection and disbursement of court-ordered child support and/or alimony.

Jury and Witness Fund – To account for the collection and disbursement of funds advanced to the Clerk of Circuit Court by the state of Florida for the purpose of compensating jurors and certain witnesses. In addition, it is used to account for the collection and disbursement of County funds for the payment of witnesses summoned on behalf of the state of Florida in circuit and county courts.

HILLSBOROUGH COUNTY, FLORIDA
Combining Statement of Fiduciary Assets and Liabilities -- Agency Funds
September 30, 2015
(amounts in thousands)

	BOCC	SHERIFF	TAX COLLECTOR	
	General Agency	General Agency	Motor Vehicle	Tax and License
ASSETS				
Current assets:				
Cash and cash equivalents	\$ 2,330	3,287	3,090	7,802
Investments	11,218	--	--	--
Accounts receivable, net	--	18	51	1,132
Interest receivable	30	--	--	--
Due from other governmental units	--	15	--	--
Total assets	13,578	3,320	3,141	8,934
LIABILITIES				
Current liabilities				
Accounts and contracts payable	3	--	48	1,212
Accrued liabilities	7,387	--	--	--
Due to other governmental units	932	--	3,093	7,578
Deposits held	5,256	3,320	--	144
Total liabilities	\$ 13,578	3,320	3,141	8,934

CLERK OF CIRCUIT COURT

General Agency	Registry of the Court	Support Collections	Jury and Witness	Totals
15,684	29,197	73	153	61,616
--	--	--	--	11,218
68	--	5	--	1,274
--	--	--	--	30
--	--	--	--	15
<u>15,752</u>	<u>29,197</u>	<u>78</u>	<u>153</u>	<u>74,153</u>
--	--	--	--	1,263
--	--	--	--	7,387
5,508	--	--	153	17,264
10,244	29,197	78	--	48,239
<u>15,752</u>	<u>29,197</u>	<u>78</u>	<u>153</u>	<u>74,153</u>

HILLSBOROUGH COUNTY, FLORIDA
Combining Statement of Changes in Assets and Liabilities
All Agency Funds
For the fiscal year ended September 30, 2015
(amounts in thousands)

	<u>Balance October 1, 2014</u>	<u>Increases</u>	<u>Decreases</u>	<u>Balance September 30, 2015</u>
BOCC General Agency Fund:				
Assets:				
Cash and cash equivalents	\$ 6,997	40,012	44,679	2,330
Investments	29,429	192,646	210,857	11,218
Interest receivable	53	513	536	30
Total assets	<u>36,479</u>	<u>233,171</u>	<u>256,072</u>	<u>13,578</u>
Liabilities:				
Accounts and contracts payable	2	144,606	144,605	3
Accrued liabilities	7,154	188,271	188,038	7,387
Due to other governmental units	25,388	29,683	54,139	932
Deposits held	3,935	17,691	16,370	5,256
Total liabilities:	<u>36,479</u>	<u>380,251</u>	<u>403,152</u>	<u>13,578</u>
Sheriff General Agency:				
Assets:				
Cash and cash equivalents	2,691	15,603	15,007	3,287
Accounts receivable, net	44	4,125	4,151	18
Due from other governmental units	23	20	28	15
Total assets	<u>2,758</u>	<u>19,748</u>	<u>19,186</u>	<u>3,320</u>
Liabilities:				
Accounts and contracts payable	--	698	698	--
Due to other governmental units	--	2,937	2,937	--
Due to other funds	--	2,202	2,202	--
Deposits held	2,758	9,236	8,674	3,320
Total liabilities	<u>\$ 2,758</u>	<u>15,073</u>	<u>14,511</u>	<u>3,320</u>

	<u>Balance October 1, 2014</u>	<u>Increases</u>	<u>Decreases</u>	<u>Balance September 30, 2015</u>
Tax Collector Motor Vehicle:				
Assets:				
Cash and cash equivalents	\$ 2,823	296,364	296,097	3,090
Accounts receivable, net	61	138	148	51
Total assets:	<u>2,884</u>	<u>296,502</u>	<u>296,245</u>	<u>3,141</u>
Liabilities:				
Accounts and contracts payable	30	11,321	11,303	48
Due to other governmental units	2,854	182,896	182,657	3,093
Deposits held	--	2,371	2,371	--
Total liabilities	<u>2,884</u>	<u>196,588</u>	<u>196,331</u>	<u>3,141</u>
Tax Collector Tax and License:				
Assets:				
Cash and cash equivalents	9,509	3,055,129	3,056,836	7,802
Accounts receivable, net	994	273,165	273,027	1,132
Due from other governmental units	63	1	64	--
Total assets	<u>10,566</u>	<u>3,328,295</u>	<u>3,329,927</u>	<u>8,934</u>
Liabilities:				
Accounts and contracts payable	2,723	996,653	998,164	1,212
Due to other governmental units	7,716	2,144,765	2,144,903	7,578
Deposits held	127	1,717	1,700	144
Total liabilities	<u>\$ 10,566</u>	<u>3,143,135</u>	<u>3,144,767</u>	<u>8,934</u>

(continued)

HILLSBOROUGH COUNTY, FLORIDA
Combining Statement of Changes in Assets and Liabilities
All Agency Funds (Continued)
For the fiscal year ended September 30, 2015
(amounts in thousands)

	<u>Balance October 1, 2014</u>	<u>Increases</u>	<u>Decreases</u>	<u>Balance September 30, 2015</u>
Clerk General Agency:				
Assets:				
Cash and cash equivalents	\$ 17,672	322,071	324,059	15,684
Accounts receivable, net	<u>97</u>	<u>9,371</u>	<u>9,400</u>	<u>68</u>
Total assets	<u><u>17,769</u></u>	<u><u>331,442</u></u>	<u><u>333,459</u></u>	<u><u>15,752</u></u>
Liabilities:				
Accounts and contracts payable	--	22,691	22,691	--
Due to other governmental units	4,676	179,789	178,957	5,508
Deposits held	<u>13,093</u>	<u>155,481</u>	<u>158,330</u>	<u>10,244</u>
Total liabilities	<u><u>17,769</u></u>	<u><u>357,961</u></u>	<u><u>359,978</u></u>	<u><u>15,752</u></u>
Clerk Registry of the Court:				
Assets:				
Cash and cash equivalents	<u>24,757</u>	<u>137,947</u>	<u>133,507</u>	<u>29,197</u>
Total assets	<u><u>24,757</u></u>	<u><u>137,947</u></u>	<u><u>133,507</u></u>	<u><u>29,197</u></u>
Liabilities:				
Accounts and contracts payable	--	136,384	136,384	--
Deposits held	<u>24,757</u>	<u>141,612</u>	<u>137,172</u>	<u>29,197</u>
Total liabilities	<u><u>\$ 24,757</u></u>	<u><u>277,996</u></u>	<u><u>273,556</u></u>	<u><u>29,197</u></u>

	<u>Balance October 1, 2014</u>	<u>Increases</u>	<u>Decreases</u>	<u>Balance September 30, 2015</u>
Clerk Support Collections:				
Assets:				
Cash and cash equivalents	\$ 68	4,574	4,569	73
Accounts receivable, net	<u>5</u>	<u>398</u>	<u>398</u>	<u>5</u>
Total assets:	<u><u>73</u></u>	<u><u>4,972</u></u>	<u><u>4,967</u></u>	<u><u>78</u></u>
Liabilities:				
Accounts and contracts payable	--	1	1	--
Deposits held	<u>73</u>	<u>9,577</u>	<u>9,572</u>	<u>78</u>
Total liabilities	<u><u>73</u></u>	<u><u>9,578</u></u>	<u><u>9,573</u></u>	<u><u>78</u></u>
Clerk Jury and Witness:				
Assets:				
Cash and cash equivalents	<u>146</u>	<u>444</u>	<u>437</u>	<u>153</u>
Total assets	<u><u>146</u></u>	<u><u>444</u></u>	<u><u>437</u></u>	<u><u>153</u></u>
Liabilities:				
Accounts and contracts payable	--	449	449	--
Due to other governmental units	137	584	568	153
Deposits held	<u>9</u>	<u>6</u>	<u>15</u>	<u>--</u>
Total liabilities	<u><u>\$ 146</u></u>	<u><u>1,039</u></u>	<u><u>1,032</u></u>	<u><u>153</u></u>

(continued)

HILLSBOROUGH COUNTY, FLORIDA
Combining Statement of Changes in Assets and Liabilities
All Agency Funds (Continued)
For the fiscal year ended September 30, 2015
(amounts in thousands)

	<u>Balance October 1, 2014</u>	<u>Increases</u>	<u>Decreases</u>	<u>Balance September 30, 2015</u>
Total All Agency Funds:				
Assets:				
Cash and cash equivalents	\$ 64,663	3,872,144	3,875,191	61,616
Investments	29,429	192,646	210,857	11,218
Accounts receivable, net	1,201	287,197	287,124	1,274
Interest receivable	53	513	536	30
Due from other governmental units	86	21	92	15
Total assets	<u>95,432</u>	<u>4,352,521</u>	<u>4,373,800</u>	<u>74,153</u>
Liabilities:				
Accounts and contracts payable	2,755	1,312,803	1,314,295	1,263
Accrued liabilities	7,154	191,208	190,975	7,387
Due to other funds	--	2,202	2,202	--
Due to other governmental units	40,771	2,537,717	2,561,224	17,264
Deposits held	44,752	337,691	334,204	48,239
Total liabilities	<u>\$ 95,432</u>	<u>4,381,621</u>	<u>4,402,900</u>	<u>74,153</u>

STATISTICAL SECTION

Pet Resources saving more lives than ever



Did you know that in 2015, nearly 9 out of 10 dogs and 8 out of 10 cats found new homes. The majority of the others were either too sick, injured or otherwise unadoptable. That ranks among the best public shelters in the United States. Over 25,000 pets found new homes in the past 2 years alone.



HILLSBOROUGH COUNTY, FLORIDA

Overview of Statistical Section Contents

Financial Trends Information

These schedules show trend information to help the reader understand how the County's financial condition and performance changed over time.

Revenue Capacity Information

These schedules provide information to help the reader assess the County's most significant local revenue source, property taxes.

Debt Capacity Information

These schedules present information to help the reader assess the County's current debt load and its ability to issue additional debt in the future.

Demographic and Economic Information

These schedules offer demographic and economic indicators to help the reader understand the environment within which the County operates.

Operating Information

These schedules provide service and infrastructure data related to County services and activities in order to help the reader better understand the information presented in the financial statements.

Miscellaneous Information

These items provide supplemental data and statistics of interest to readers of the financial statements.

HILLSBOROUGH COUNTY, FLORIDA
Net Position by Category
Last Ten Fiscal Years
(accrual basis of accounting, amounts in thousands)

	2015	2014*	2013*	2012*	2011*	2010*	2009*	2008*	2007*	2006*
Governmental activities:										
Net investment in capital assets	\$6,589,877	6,413,436	6,314,284	6,287,766	6,260,660	6,156,071	5,998,004	5,980,845	5,882,780	5,717,299
Restricted	429,696	399,668	427,578	381,756	346,463	391,546	602,376	693,380	526,257	482,338
Unrestricted	100,294	640,909	670,208	696,598	709,332	689,055	561,108	424,029	487,610	378,476
Total governmental activities net position	<u>7,119,867</u>	<u>7,454,013</u>	<u>7,412,070</u>	<u>7,366,120</u>	<u>7,316,455</u>	<u>7,236,672</u>	<u>7,161,488</u>	<u>7,098,254</u>	<u>6,896,647</u>	<u>6,578,113</u>
Business-Type Activities:										
Net investment in capital assets	889,356	856,586	805,361	818,656	845,037	886,677	917,333	820,188	617,091	547,359
Restricted	84,498	89,624	89,984	86,487	94,647	69,850	50,841	72,064	154,917	172,824
Unrestricted	481,449	467,637	468,680	425,135	356,075	322,976	302,044	331,199	383,294	345,520
Total business-type activities net position	<u>1,455,303</u>	<u>1,413,847</u>	<u>1,364,025</u>	<u>1,330,278</u>	<u>1,295,759</u>	<u>1,279,503</u>	<u>1,270,218</u>	<u>1,223,451</u>	<u>1,155,302</u>	<u>1,065,703</u>
Primary Government										
Net investment in capital assets	7,479,233	7,270,022	7,119,645	7,106,422	7,105,697	7,042,748	6,915,337	6,801,033	6,499,871	6,264,658
Restricted	514,194	489,292	517,562	468,243	441,110	461,396	653,217	765,444	681,174	655,162
Unrestricted	581,743	1,108,546	1,138,888	1,121,733	1,065,407	1,012,031	863,152	755,228	870,904	723,996
Total primary government net position	<u>\$8,575,170</u>	<u>8,867,860</u>	<u>8,776,095</u>	<u>8,696,398</u>	<u>8,612,214</u>	<u>8,516,175</u>	<u>8,431,706</u>	<u>8,321,705</u>	<u>8,051,949</u>	<u>7,643,816</u>

***Fiscal year 2014 and prior were not restated for implementation of GASB No. 68 and GASB No. 71**

HILLSBOROUGH COUNTY, FLORIDA
Changes in Net Position
Last Ten Fiscal Years
(accrual basis of accounting, amounts in thousands)

	2015	2014*	2013*	2012*	2011*	2010*	2009*	2008*	2007*	2006*
Expenses										
Governmental activities:										
General government	\$ 343,625	352,645	290,531	294,159	274,082	287,687	339,355	346,789	364,827	337,932
Public safety	546,182	520,563	517,923	522,532	510,743	518,781	508,057	507,077	487,314	462,143
Physical environment	29,627	29,923	27,134	26,221	29,862	35,814	35,513	37,198	42,287	49,009
Transportation	84,476	90,240	95,115	100,029	73,344	74,223	106,577	146,348	99,930	75,975
Economic environment	52,508	52,949	55,706	52,580	71,282	79,857	84,919	78,566	88,005	66,001
Human services	214,842	202,978	201,603	211,136	226,941	244,703	252,993	240,989	214,925	205,302
Culture and recreation	79,726	80,080	70,113	71,169	80,580	90,026	110,591	115,802	109,891	97,209
Pension expense (benefit)	(35,943)	--	--	--	--	--	--	--	--	--
Interest on long-term debt	12,066	22,394	23,668	25,495	25,638	25,899	29,898	25,394	29,040	23,888
Total governmental activities expenses	<u>1,327,109</u>	<u>1,351,772</u>	<u>1,281,793</u>	<u>1,303,321</u>	<u>1,292,472</u>	<u>1,356,990</u>	<u>1,467,903</u>	<u>1,498,163</u>	<u>1,436,219</u>	<u>1,317,459</u>
Business-type activities:										
Water enterprise	210,861	203,155	192,998	192,311	196,836	190,042	206,430	209,244	196,818	181,808
Solid waste enterprise	99,673	98,197	104,574	103,234	104,865	99,140	93,590	79,455	85,854	77,643
Total business-type activities expenses	<u>310,534</u>	<u>301,352</u>	<u>297,572</u>	<u>295,545</u>	<u>301,701</u>	<u>289,182</u>	<u>300,020</u>	<u>288,699</u>	<u>282,672</u>	<u>259,451</u>
Total primary government expenses	<u>1,637,643</u>	<u>1,653,124</u>	<u>1,579,365</u>	<u>1,598,866</u>	<u>1,594,173</u>	<u>1,646,172</u>	<u>1,767,923</u>	<u>1,786,862</u>	<u>1,718,891</u>	<u>1,576,910</u>
Program Revenues										
Governmental activities:										
Charges for services:										
General government	116,622	71,611	43,054	35,198	30,763	50,504	79,840	90,857	92,164	101,734
Public safety	39,555	90,034	90,568	90,251	90,249	58,057	59,148	57,280	54,238	52,690
Physical environment	29,675	5,987	3,923	4,558	4,511	7,693	5,522	5,687	5,941	5,838
Transportation	6,259	10,648	13,434	12,329	11,264	11,899	13,168	12,555	12,355	11,222
Economic environment	657	2,536	2,675	2,840	2,470	5,032	4,872	4,876	5,210	8,149
Human services	21,004	21,102	28,712	21,990	21,216	25,486	24,594	21,196	26,475	28,943
Culture and recreation	7,364	7,444	7,555	7,026	8,534	14,164	11,905	11,258	11,311	11,574
Operating grants and contributions	79,853	94,436	96,652	89,908	110,996	111,736	98,644	90,045	87,802	83,538
Capital grants and contributions	83,774	70,056	41,086	47,924	44,705	32,445	31,976	72,083	90,130	102,142
Total governmental activities program revenues	<u>\$ 384,763</u>	<u>373,854</u>	<u>327,659</u>	<u>312,024</u>	<u>324,708</u>	<u>317,016</u>	<u>329,669</u>	<u>365,837</u>	<u>385,626</u>	<u>405,830</u>

(continued)

	2015	2014*	2013*	2012*	2011*	2010*	2009*	2008*	2007*	2006*
Business-type activities:										
Charges for services:										
Water Resource Services System	\$ 209,549	205,716	205,197	202,198	196,512	177,315	175,692	180,715	188,386	188,120
Solid Waste Resource Recovery	100,948	103,728	100,744	101,515	98,613	97,793	94,840	91,966	84,138	81,651
Capital grants and contributions	57,663	32,019	19,925	15,330	9,770	7,847	56,007	55,063	58,713	58,141
Restricted interest	9,165	6,325	7,885	10,401	10,542	12,828	17,724	26,168	39,302	29,791
Total business-type activities program revenues	<u>377,325</u>	<u>347,788</u>	<u>333,751</u>	<u>329,444</u>	<u>315,437</u>	<u>295,783</u>	<u>344,263</u>	<u>353,912</u>	<u>370,539</u>	<u>357,703</u>
Total primary government program revenues	<u>762,088</u>	<u>721,642</u>	<u>661,410</u>	<u>641,468</u>	<u>640,145</u>	<u>612,799</u>	<u>673,932</u>	<u>719,749</u>	<u>756,165</u>	<u>763,533</u>
Net (expense) revenues										
Governmental activities	(942,346)	(977,918)	(954,134)	(991,297)	(967,764)	(1,039,974)	(1,138,234)	(1,132,326)	(1,050,593)	(911,629)
Business-type activities	66,791	46,436	36,179	33,899	13,736	6,601	44,243	65,213	87,867	98,252
Total primary government net expense	<u>\$ (875,555)</u>	<u>(931,482)</u>	<u>(917,955)</u>	<u>(957,398)</u>	<u>(954,028)</u>	<u>(1,033,373)</u>	<u>(1,093,991)</u>	<u>(1,067,113)</u>	<u>(962,726)</u>	<u>(813,377)</u>
General revenues and other changes in net position										
Governmental activities:										
Taxes:										
Ad valorem property taxes	\$ 594,937	556,249	530,615	546,263	561,081	631,103	724,210	771,688	783,043	674,094
Fuel taxes	32,962	31,413	30,605	30,710	31,081	31,566	31,395	31,546	32,537	32,541
Discretionary sales surtaxes	226,410	211,762	200,035	191,926	183,326	176,232	177,663	195,484	208,752	214,409
Other taxes	52,496	49,810	47,245	48,662	47,159	44,558	47,089	51,044	49,042	44,477
Intergovernmental -- state shared revenues	167,724	152,267	166,335	165,797	161,095	156,514	143,207	146,748	148,285	157,081
Investment earnings	9,218	3,708	5,073	11,045	11,317	24,796	31,622	49,596	70,540	49,569
Gain (loss) on disposal of capital assets	1,044	1,929	2,777	2,208	3,029	3,141	1,222	--	1,111	1,298
Miscellaneous	37,538	16,138	21,891	44,476	49,649	55,778	45,373	87,827	75,817	75,936
Transfers	--	--	406	(125)	(190)	(467)	--	--	--	(50)
Special item - cash defeasance	(9,005)	--	--	--	--	(8,063)	--	--	--	--
Total governmental activities	<u>1,113,324</u>	<u>1,023,276</u>	<u>1,004,982</u>	<u>1,040,962</u>	<u>1,047,547</u>	<u>1,115,158</u>	<u>1,201,781</u>	<u>1,333,933</u>	<u>1,369,127</u>	<u>1,249,355</u>
Business-type activities:										
Gain (loss) on disposal of capital assets	234	149	143	(1,759)	1,013	649	218	551	889	1,428
Miscellaneous	4,793	3,237	2,077	2,254	1,317	1,568	2,512	2,385	1,733	2,200
Transfers	--	--	(406)	125	190	467	--	--	--	50
Total business-type activities	<u>5,027</u>	<u>3,386</u>	<u>1,814</u>	<u>620</u>	<u>2,520</u>	<u>2,684</u>	<u>2,730</u>	<u>2,936</u>	<u>2,622</u>	<u>3,678</u>
Total primary government	<u>1,118,351</u>	<u>1,026,662</u>	<u>1,006,796</u>	<u>1,041,582</u>	<u>1,050,067</u>	<u>1,117,842</u>	<u>1,204,511</u>	<u>1,336,869</u>	<u>1,371,749</u>	<u>1,253,033</u>
Change in net position										
Governmental activities	170,978	45,358	50,848	49,665	79,783	75,184	63,547	201,607	318,534	337,726
Business-type activities	71,818	49,822	37,993	34,519	16,256	9,285	46,973	68,149	90,489	101,930
Total primary government	<u>\$ 242,796</u>	<u>95,180</u>	<u>88,841</u>	<u>84,184</u>	<u>96,039</u>	<u>84,469</u>	<u>110,520</u>	<u>269,756</u>	<u>409,023</u>	<u>439,656</u>

(continued)

HILLSBOROUGH COUNTY, FLORIDA
Changes in Net Position (Continued)
Last Ten Fiscal Years
(accrual basis of accounting, amounts in thousands)

	2015	2014*	2013*	2012*	2011*	2010*	2009*	2008*	2007*	2006*
Reconciliation of change in net position of total primary government										
Net position, beginning of year, as previously reported	\$ 8,867,860	8,772,680	8,696,398	8,612,214	8,516,175	8,431,706	8,321,705	8,051,949	7,643,816	7,201,502
Adjustments to net position, beginning of year:										
Restatement for implementation of GASB Statements 68 and 71	(535,486)	--	--	--	--	--	--	--	--	--
Restatement for error correction	--	--	(3,415)	--	--	--	--	--	--	--
Restatement for Law Library moving to primary government per county ordinance	--	--	143	--	--	--	--	--	--	--
Restatement for implementation of GASB Statement 65	--	--	(9,287)	--	--	--	--	--	--	--
Restatement for (over) under recorded contributions in prior years	--	--	--	--	--	--	--	--	--	2,658
Restatement for implementation of GASB Statement 48	--	--	--	--	--	--	--	--	(890)	--
Restatement for implementation of GASB Statement 49	--	--	--	--	--	--	(519)	--	--	--
Net position, beginning of year, as restated	8,332,374	8,772,680	8,683,839	8,612,214	8,516,175	8,431,706	8,321,186	8,051,949	7,642,926	7,204,160
Change in net position during the fiscal year	242,796	95,180	88,841	84,184	96,039	84,469	110,520	269,756	409,023	439,656
Net position, end of year	<u>\$ 8,575,170</u>	<u>8,867,860</u>	<u>8,772,680</u>	<u>8,696,398</u>	<u>8,612,214</u>	<u>8,516,175</u>	<u>8,431,706</u>	<u>8,321,705</u>	<u>8,051,949</u>	<u>7,643,816</u>

*Fiscal year 2014 and prior were not restated for implementation of GASB No. 68 and GASB No. 71

HILLSBOROUGH COUNTY, FLORIDA
Fund Balances, Governmental Funds
Last Ten Fiscal Years
(accrual basis of accounting, amounts in thousands)

Pre-GASB Statement No. 54 "Fund Balance Reporting and Governmental Fund Type Definitions"

	<u>2009</u>	<u>2008</u>	<u>2007</u>	<u>2006</u>
General fund				
Reserved	\$ 3,763	4,175	6,709	9,136
Unreserved	203,713	225,446	223,698	168,194
Total general fund	<u>207,476</u>	<u>229,621</u>	<u>230,407</u>	<u>177,330</u>
Other governmental funds				
Reserved	154,312	159,274	112,200	142,874
Unreserved, reported in:				
Special revenue funds	279,178	542,192	261,713	359,797
Capital projects funds	342,846	142,788	283,507	83,193
Total other governmental funds	<u>\$ 776,336</u>	<u>844,254</u>	<u>657,420</u>	<u>585,864</u>

Post-GASB Statement No. 54 "Fund Balance Reporting and Governmental Fund Type Definitions"

	<u>2015</u>	<u>2014</u>	<u>2013</u>	<u>2012</u>	<u>2011</u>	<u>2010</u>
General fund						
Nonspendable	\$ 1,275	1,924	2,068	1,373	1,645	1,316
Assigned	48	94	--	--	--	--
Unassigned	277,763	248,191	265,683	247,227	248,293	217,061
Total general fund	<u>279,086</u>	<u>250,209</u>	<u>267,751</u>	<u>248,600</u>	<u>249,938</u>	<u>218,377</u>
Other governmental funds						
Nonspendable	4,466	4,228	4,917	5,778	5,018	5,808
Restricted	484,266	466,767	405,158	392,874	381,752	392,420
Committed	38,526	29,163	45,276	51,539	255,755	308,417
Assigned	148,591	140,906	205,360	228,418	--	--
Unassigned	--	(30)	(34)	--	--	--
Total other governmental funds	<u>\$ 675,849</u>	<u>641,034</u>	<u>660,677</u>	<u>678,609</u>	<u>642,525</u>	<u>706,645</u>

HILLSBOROUGH COUNTY, FLORIDA
General Government State Shared Revenues by Source
Last Ten Fiscal Years

(modified accrual basis of accounting, amounts in thousands)

Fiscal Year	Local Government Half-Cent Sales Tax	State Revenue Sharing Proceeds	Constitutional Fuel Tax	County Fuel Tax	Other State Shared Revenues	Total
2006	\$ 94,754	29,047	11,292	5,039	16,643	156,775
2007	90,714	28,388	11,463	5,005	12,456	148,026
2008	83,997	26,581	10,992	4,794	21,098	147,462
2009	75,275	23,818	10,863	4,705	28,411	143,072
2010	73,553	23,678	10,752	4,693	43,130	155,806
2011	76,523	24,461	10,772	4,703	44,098	160,557
2012	80,163	25,964	10,899	4,718	43,886	165,630
2013	84,497	27,614	10,724	4,733	38,811	166,379
2014	96,394	29,573	11,010	4,749	17,994	159,720
2015	95,716	32,308	12,201	4,221	23,115	167,561

This chart shows state shared revenue by source as presented in the fund financial statements. State Shared revenues are a part of intergovernmental revenues. Other components of intergovernmental revenues are federal, state, and local government grants. "Other state shared revenues" are revenues collected by the state and shared with the County such as those associated parimutuel distributions replacement, alcoholic beverages licenses, mobile home licenses, and insurance agent County licenses.

HILLSBOROUGH COUNTY, FLORIDA
Changes in Fund Balances, Governmental Funds
Last Ten Fiscal Years

(modified accrual basis of accounting, amounts in thousands)

	2015	2014	2013	2012	2011	2010	2009	2008	2007	2006
Revenues										
Taxes--ad valorem	\$ 595,131	555,007	530,615	546,263	561,081	631,103	724,210	771,688	783,043	674,094
Taxes--fuel	32,962	33,956	30,454	31,104	30,933	31,511	31,384	31,535	32,626	32,666
Taxes--discretionary sales surtax	226,410	226,472	199,521	191,549	183,060	176,148	178,057	196,732	209,795	214,184
Taxes--other	52,496	53,255	47,752	47,987	47,187	44,338	47,405	49,043	49,140	44,325
Licenses and permits	48,372	42,891	48,144	39,425	35,537	34,515	27,203	15,925	15,015	19,708
Intergovernmental--state shared revenues	167,561	159,720	166,379	165,630	160,557	155,806	143,072	147,462	148,026	156,775
Intergovernmental--grants	93,614	110,366	107,312	121,738	135,252	139,281	108,750	104,469	108,375	104,467
Charges for services	155,597	153,177	133,153	128,016	128,095	132,100	150,295	159,700	164,822	170,756
Fines and forfeitures	16,078	12,587	9,912	7,933	7,179	8,614	15,873	15,747	16,331	19,029
Special assessments	--	--	--	--	--	--	7,715	13,291	12,837	12,470
Interest	7,392	2,966	4,065	8,427	8,576	20,045	25,891	43,427	61,016	43,338
Miscellaneous	39,333	19,878	22,369	22,056	23,986	31,273	31,530	63,878	51,406	58,981
Total revenues	1,434,946	1,370,275	1,299,676	1,310,128	1,321,443	1,404,734	1,491,385	1,612,897	1,652,432	1,550,793
Expenditures										
Current:										
General government	316,127	337,184	272,405	282,329	258,817	268,637	323,251	334,184	319,683	314,747
Public safety	512,632	499,626	496,191	479,898	484,637	488,070	479,636	476,544	459,650	430,164
Physical environment	30,137	28,974	27,153	26,357	28,208	34,057	33,486	34,873	39,947	44,484
Transportation	58,832	56,392	69,338	57,045	58,908	42,406	67,570	122,266	75,731	64,070
Economic environment	48,541	50,295	53,219	50,149	67,335	75,261	80,624	74,068	83,326	63,344
Human services	206,239	192,806	192,604	201,363	214,373	230,600	240,201	227,237	203,458	197,023
Culture and recreation	74,421	73,679	64,143	64,683	72,387	80,823	98,931	105,260	98,741	89,032
Capital outlay	144,590	120,162	110,953	109,359	150,462	173,325	176,878	240,092	239,635	171,857
Debt Service:										
Principal	88,523	35,566	37,066	74,789	259,788	228,001	212,223	113,720	107,301	66,195
Interest / fiscal charges	25,880	25,645	26,897	26,253	26,529	30,255	31,191	27,093	21,870	20,010
Total expenditures	1,505,922	1,420,329	1,349,969	1,372,225	1,621,444	1,651,435	1,743,991	1,755,337	1,649,342	1,460,926
Other financing sources (uses)										
Transfers in	960,862	760,012	787,175	727,734	743,812	813,419	1,004,568	1,086,476	968,021	925,927
Transfers out	(960,862)	(760,012)	(767,990)	(727,587)	(739,121)	(778,585)	(1,004,568)	(1,116,705)	(981,093)	(932,514)
Face amount of long-term debt issued	77,450	16,037	30,464	172,200	261,330	253,760	162,679	329,005	133,170	131,730
Payment to refunded bond escrow agent	(112,750)	--	--	(102,450)	--	(103,106)	--	--	--	(105,325)
Premiums on long-term debt issued	5,627	--	--	25,775	--	772	--	9,776	248	2,203
Discounts on long-term debt issued	--	--	--	--	--	(3)	--	--	--	--
Face amount of refunding bonds issued	139,215	--	--	--	--	--	--	19,195	--	--
Premium on refunding bond issued	24,797	--	--	--	--	--	--	--	--	--
Sales of capital assets	724	1,151	1,257	1,372	1,809	904	--	--	--	--
Total other financing sources (uses)	135,063	17,188	50,906	97,044	267,830	187,161	162,679	327,747	120,346	22,021
Net changes in fund balances	\$ 64,087	(32,866)	613	34,947	(32,171)	(59,540)	(89,927)	185,307	123,436	111,888
Debt services as a percentage of non-capital expenditures*	8.40 %	4.70 %	5.20 %	8.00 %	19.50 %	17.50 %	15.50 %	9.30 %	9.20 %	6.70 %

* This ratio tends to be higher in years with higher principal payments.

HILLSBOROUGH COUNTY, FLORIDA
Taxable Assessed Value and Actual Value of Property
Last Ten Fiscal Years
(dollar amounts in millions)

Fiscal Year	Estimated Actual Value (b)			Exemptions (c)			Assessed Value (d)			Total Assessed Value	Total Direct Tax Rate (g)
	Real Property	Tangible Personal Property (e)	Centrally Assessed Property (f)	Real Property	Tangible Personal Property (e)	Centrally Assessed Property (f)	Real Property	Tangible Personal Property (e)	Centrally Assessed Property (f)		
2006	\$ 88,280	8,774	76	17,445	1,455	--	70,835	7,319	76	78,230	12.303
2007	97,915	8,988	77	17,866	4,132	--	80,049	7,556	77	87,682	10.815
2008	100,896	9,120	75	24,489	1,905	2	76,407	7,215	73	83,695	10.763
2009	88,961	9,195	75	23,168	1,899	2	65,793	7,296	73	73,162	10.761
2010	79,075	9,227	70	21,393	2,106	2	57,682	7,121	68	64,871	10.760
2011	75,837	8,925	93	20,676	2,077	2	55,161	6,848	91	62,100	10.758
2012	74,037	9,073	94	20,466	2,153	2	53,571	6,920	92	60,583	10.756
2013	77,492	9,048	99	20,700	2,093	2	56,792	6,955	97	63,844	10.755
2014	81,578	9,839	102	20,939	2,213	2	60,639	7,626	100	68,365	10.754
2015	87,419	9,926	102	21,613	2,223	2	65,806	7,703	100	73,609	10.754

- (a) Assessed values shown for fiscal year 2015 on the chart above will be the basis of property taxes collected during fiscal year 2016, starting in November 2015.
- (b) Section 192.001, Florida Statutes, defines assessed value of property as "an annual determination of the just or fair market value of an item or property." Therefore, gross assessed value is defined as Estimated Actual Value.
- (c) Exemptions allowed include those for governmental as well as qualified, religious, or other non-profit properties. In addition, there are also additional exemptions if a property owner is a widow, widower, disabled, or 65 or older. A new expanded homestead exemption and the existing 3% and new 10% homestead cap differentials are not included in this chart. Note that the new homestead exemption does not apply to property taxes for the School Board.
- (d) Assessed value is the estimated actual value less exemptions.
- (e) Tangible personal property represents business property such as furniture, computers, machinery and equipment, as well as mobile homes that are not permanently affixed to land. With the passing of Amendment 1 on January 29, 2008 an exemption of \$25,000 for tangible property is included in the chart above.
- (f) Centrally assessed property is primarily railroad that is assessed by the state of Florida rather than by the Property Appraiser since the property is located in more than one county.
- (g) Total Direct Tax Rate shows Hillsborough County tax rates applicable to residents of the unincorporated areas of the county. See "Property Tax Millage Rates for Direct and Overlapping Governmental Entities" for more information.

Source: Hillsborough County Property Appraiser

HILLSBOROUGH COUNTY, FLORIDA
Property Tax Millage Rates for Direct and Overlapping Governments
Last Ten Fiscal Years
(millage rates rounded to nearest thousandth)

	2015	2014	2013	2012	2011	2010	2009	2008	2007	2006
Countywide (BOCC):										
BOCC General Revenue	5.734	5.734	5.736	5.737	5.739	5.741	5.742	5.744	5.745	6.520
BOCC Library Service	0.558	0.558	0.558	0.558	0.558	0.558	0.558	0.558	0.608	0.692
Environmentally sensitive lands (voted)	0.060	0.060	0.060	0.060	0.060	0.060	0.060	0.060	0.060	0.067
Total millage	<u>6.352</u>	<u>6.352</u>	<u>6.354</u>	<u>6.355</u>	<u>6.357</u>	<u>6.359</u>	<u>6.360</u>	<u>6.362</u>	<u>6.413</u>	<u>7.279</u>
Maximum millage per statute (a)	<u>10.060</u>	<u>10.060</u>	<u>10.060</u>	<u>10.060</u>	<u>10.060</u>	<u>10.060</u>	<u>10.060</u>	<u>10.060</u>	<u>10.060</u>	<u>10.067</u>
Unincorporated Area (BOCC):										
BOCC Municipal Service Taxing Unit	4.375	4.375	4.375	4.375	4.375	4.375	4.375	4.375	4.376	4.995
Parks and Recreation (voted)	0.026	0.026	0.026	0.026	0.026	0.026	0.026	0.026	0.026	0.029
Total millage	<u>4.401</u>	<u>4.401</u>	<u>4.401</u>	<u>4.401</u>	<u>4.401</u>	<u>4.401</u>	<u>4.401</u>	<u>4.401</u>	<u>4.402</u>	<u>5.024</u>
Maximum millage per statute (a)	<u>10.026</u>	<u>10.026</u>	<u>10.026</u>	<u>10.026</u>	<u>10.026</u>	<u>10.026</u>	<u>10.026</u>	<u>10.026</u>	<u>10.026</u>	<u>10.029</u>
Countywide (Other):										
Tampa Port Authority	0.165	0.165	0.175	0.185	0.190	0.190	0.193	0.195	0.198	0.220
Southwest Florida Water Management District	0.366	0.366	0.382	0.393	0.393	0.377	0.387	0.387	0.387	0.422
School Board	7.353	7.353	7.690	7.877	7.913	7.592	7.692	7.777	7.523	7.823
Children's Board	0.459	0.459	0.483	0.500	0.500	0.500	0.500	0.500	0.463	0.500
Unincorporated Area (Other)										
Southwest Florida Water Management District (b):										
Alafia River Basin	--	--	--	--	0.216	0.216	0.216	0.216	0.216	0.240
Hillsborough River Basin	--	--	--	--	0.230	0.230	0.242	0.255	0.255	0.285
NW Hillsborough Basin	--	--	--	--	--	--	--	0.242	0.242	0.268
Transit Authority	0.500	0.500	0.500	0.500	0.500	0.468	0.468	0.468	0.450	0.500
Municipalities:										
Tampa	5.733	5.733	5.733	5.733	5.733	5.733	5.733	5.733	5.733	6.408
Temple Terrace	6.305	6.305	6.430	6.430	6.150	5.950	5.283	4.569	4.569	4.700
Plant City	4.716	4.716	4.716	4.716	4.716	4.716	4.716	4.165	4.165	4.910
Total millage for unincorporated area within the Alafia River Basin excluding any special district assessments (for analysis only)	19.596	19.596	19.985	20.211	20.470	20.103	20.217	20.306	20.052	22.008

- (a) Section 200.071, Florida Statutes, states that the maximum ad valorem tax millage for either the countywide or unincorporated area (municipal services taxing unit) of the BOCC is set at 10 mills plus any voted levies.
- (b) Dependent on its location, property within Tampa may either be in the Alafia, the Hillsborough River, or the NW Hillsborough Watershed Basin. Plant City property may be in either the Alafia or the Hillsborough River Basin. During fiscal year 2009, the NW Hillsborough Basin was merged into the Hillsborough River Basin.

Source: Hillsborough County Tax Collector, www.hillstax.org

HILLSBOROUGH COUNTY, FLORIDA
Principal Taxpayers
Latest Fiscal Year Compared to the Fiscal Year Nine Years Earlier

Taxpayer	Type of Business	2014			2005		
		Taxes Levied in thousands	Rank	Percentage of Total Taxes Levied	Taxes Levied in thousands	Rank	Percentage of Total Taxes Levied
Tampa Electric Company	Electric utility	41,735	1	2.6	40,917	1	2.5
Verizon Communications Inc.	Telecommunications	15,383	2	1.0	22,010	2	1.4
Hillsborough County Aviation Authority	Airport	10,967	3	0.7	11,161	3	0.7
Camden Operating LLP	Real estate	5,379	4	0.3	5,060	5	0.3
Post Apartment Homes LP	Real estate	5,227	5	0.3	4,597	7	0.3
Westfield	Shopping malls	4,917	6	0.3	--	--	--
Liberty Property	Property Management	4,308	7	0.3	--	--	--
Metropolitan Life Insurance Company	Insurance	4,300	8	0.3	--	--	--
Highwoods / Florida Holding LP	Real estate management	4,281	9	0.3	--	--	--
Mosaic Company	Mining, fertilizer minerals	3,949	10	0.2	6,876	4	0.4
Wal-Mart	Retail stores	--	--	--	4,657	6	0.3
Busch Entertainment	Entertainment	--	--	--	2,901	9	0.2
Glimcher Limited Partnership	Real estate	--	--	--	4,280	8	0.3
Teachers Insurance and Annuity Assoc.	Insurance, finance	--	--	--	2,788	10	0.2
		<u>100,446</u>		<u>6.3 %</u>	<u>105,247</u>		<u>6.6 %</u>

This chart shows the total taxes levied against the ten largest ad valorem property taxpayers in the most recent year as well as nine years earlier. Property located within the geographic boundaries of Hillsborough County is subject to tax levies by Hillsborough County as well as several other taxing authorities. The Hillsborough County Tax Collector collects taxes for all of these taxing authorities. Taxing authorities such as the city of Tampa and the School Board are not a part of the Hillsborough County financial reporting entity. Their tax levies, however, are included in the chart above in order to show the total taxes due from each of the ten largest taxpayers. The total taxes levied by all of these taxing authorities against property located within the geographic boundaries of Hillsborough County was \$1,602,193,000 for 2014 and \$1,616,761,000 for 2005.

Since 2015 property tax rolls were not opened for collections until November 1, 2015, final data for the 2015 property tax levy is not available. Taxes levied during a fiscal year are collected in the following fiscal year. Therefore, the amounts shown as levied in fiscal year 2014 were actually received in fiscal year 2015.

Source: Hillsborough County Tax Collector

HILLSBOROUGH COUNTY, FLORIDA

Property Tax Levied and Collected

Last Ten Fiscal Years (a)

(in thousands of dollars)

Fiscal Year	Taxes Levied for the Fiscal Year	Collected within the Fiscal Year of the Levy		Collected in Subsequent Years	Total Taxes Collected	
		Amount	Percentage of Levy		Amount	Percentage of Levy
2006	\$ 701,730	696,591	99.3	802	697,393	99.4
2007	814,609	808,864	99.3	618	809,482	99.4
2008	801,724	795,084	99.2	1,321	796,405	99.3
2009	757,541	745,239	98.4	1,483	746,722	98.6
2010	660,228	648,894	98.3	1,529	650,423	98.5
2011	588,376	576,072	97.9	3,048	579,120	98.4
2012	562,933	557,341	99.0	1,306	558,647	99.2
2013	550,006	544,073	98.9	1,983	546,056	99.3
2014	577,539	573,890	99.4	3,196	577,086	99.9
2015	618,412	615,353	99.5	647	616,000	99.6
	(b)	(c)		(d)		

- (a) Since 2014 property tax rolls were not opened for collections until November 1, 2014, final data for the 2014 property tax levy is not available. Taxes levied during a fiscal year are collected in the following fiscal year. Therefore, the amounts shown as levied in fiscal year 2013 were actually received in fiscal year 2014.
- (b) The tax levy is the entire property tax due to Hillsborough County before any tax reductions are determined by the Value Adjustment Board and before any tax amounts are determined to be uncollectible due to insolvencies. The tax levy represents only the taxes due to the Hillsborough County financial reporting entity and therefore, excludes taxes due to the School Board, the city of Tampa, and certain other governmental entities.
- (c) There is a four percent early payment discount available to taxpayers who pay their property taxes in November, with the discount declining one percentage point each month thereafter. To accurately compare taxes collected to the taxes levied, discounts taken were added into the amounts collected, making them directly comparable.
- (d) Includes all delinquent tax collections received during the year regardless of the year in which the taxes were originally levied.

Source: Hillsborough County Tax Collector

HILLSBOROUGH COUNTY, FLORIDA
Ratios of Outstanding Debt by Type
Last Ten Fiscal Years
(amounts in thousands, except per capita)

Fiscal Year	Governmental Activities					Business-Type Activities			Total Primary Government	Personal Income to Debt	Debt per Capita
	General Obligation Bonds	Limited Ad Valorem Bonds	Revenue Bonds	Notes Payable	Other Long-term Debt	Revenue Bonds	Notes Payable				
2006	\$ 15,556	23,002	401,695	27,075	26,775	172,267	2,700	669,070	58.7	587	
2007	14,967	18,750	433,608	52,589	--	302,067	1,343	823,324	51.8	702	
2008	14,356	14,314	611,795	122,537	--	282,035	--	1,045,037	42.5	867	
2009	13,728	9,714	581,479	107,473	--	231,978	--	944,372	48.1	771	
2010	73,166	4,952	451,032	109,802	--	214,202	--	853,154	51.1	691	
2011	72,346	--	431,028	136,379	--	347,497	--	987,250	48.0	803	
2012	70,323	--	489,904	98,380	--	328,548	--	987,155	50.3	797	
2013	68,163	--	463,198	109,249	--	340,180	--	980,790	52.1	786	
2014	66,192	--	441,875	116,248	--	317,262	--	941,577	55.8	723	
2015	63,862	--	543,490	65,110	--	302,858	--	975,320	56.6	736	
	(a)				(b)	(a)	(c)		(d)		

(a) Bonds are shown net of related deferred losses on bond refundings and net of related unamortized bond issue premiums or discounts.

(b) "Other Long-term debt" under "governmental activities" for fiscal year 2006 represents other long-term debt related to the County's commitments for debt service payments under interlocal agreements with the Tampa Sports Authority. During fiscal year 2007, the County also issued its \$27,125,000 Fifth Cent Tourist Development Tax Refunding Revenue Bonds, Series 2006A, in order to refund \$26,775,000 of the Tampa Sports Authority's 1998 County Interlocal Payments Refunding Revenue Bonds. As a result, in governmental activities the total revenue bonds shown on this chart increased while other long-term debt decreased by a similar amount.

The "other long-term debt" column of this chart excludes non-debt liabilities such as arbitrage, accreted interest, open landfill closure and postclosure costs, closed landfill remediation/monitoring, interest rate swap options, and pollution remediation liabilities.

(c) During fiscal year 2007, the County issued \$157,350,000 in Solid Waste Resource Recovery Revenue Bonds, Series 2006A, which were used to refund the 2004 Solid Waste Refunding Revenue Bonds and to pay for construction. As a result there was an increase in revenue bonds in business-type activities.

(d) "Personal income" is earned income, dividends, interest, and rent, as well as transfer receipts received such as Social Security payments. Due to a time lag in receiving personal income figures, ratios were calculated using personal income figures for the prior fiscal year. See "Demographic and Economic Statistics" for actual personal income figures used above.

Source: U.S. Department of Commerce Bureau of Economic Analysis.

HILLSBOROUGH COUNTY, FLORIDA
Ratios of Net General Bonded Debt Outstanding
Last Ten Fiscal Years
(amounts in thousands, except per capita)

Fiscal Year	General Obligation Bonds	Limited Ad Valorem Bonds	Less: Amount Available in Debt Service Funds	Total Net General Bonded Debt	Ratio of Debt to Assessed Property Values	General Bonded Debt per Capita
2006	\$ 15,556	23,002	(1,324)	37,234	0.05	33
2007	14,967	18,750	(1,358)	32,359	0.04	27
2008	14,356	14,314	(1,425)	27,245	0.03	23
2009	13,728	9,714	(1,025)	22,417	0.03	18
2010	73,166	4,952	(967)	77,151	0.12	62
2011	72,346	--	(262)	72,084	0.12	59
2012	70,323	--	(574)	69,749	0.12	56
2013	68,163	--	(502)	67,661	0.11	54
2014	66,192	--	(833)	65,359	0.10	50
2015	63,862	--	(1,781)	62,081	0.08	47
	(a)					

(a) Bonds are shown net of related unamortized losses on bond refundings and bond issues premiums and discounts.

HILLSBOROUGH COUNTY, FLORIDA
Direct and Overlapping Governmental Activities Debt
September 30, 2015
(amounts in thousands)

Governmental Unit	Outstanding Debt	Percentage Applicable	Direct and Overlapping Debt
Direct debt of Hillsborough County:			
General obligation bonds	\$ 63,862	100.0 %	63,862
Total direct and overlapping debt			<u>63,862</u>

The Hillsborough County School Board, Tampa Port Authority, Children's Board, and Southwest Florida Water Management District do not have any general obligation bonds, therefore their bonds are not presented in this chart.

Sources: Hillsborough County School Board, Tampa Port Authority, and Southwest Florida Water Management District

HILLSBOROUGH COUNTY, FLORIDA
Debt Service Coverage of Governmental Revenue Bonds
Last Ten Fiscal Years
(amounts in thousands)

<u>Fiscal Year</u>	<u>Principal</u>	<u>Interest</u>	<u>Total Debt Service</u>	<u>Available Pledged Revenue</u>	<u>Debt Service Coverage</u>
2006	\$ 12,940	16,942	29,882	301,980	10.11
2007	20,460	19,051	39,511	309,048	7.82
2008	22,095	24,392	46,487	282,504	6.08
2009	29,230	28,070	57,300	268,480	4.69
2010	20,560	20,879	41,439	252,294	6.09
2011	19,295	20,102	39,397	254,360	6.46
2012	19,855	19,547	39,402	238,257	6.05
2013	23,850	20,808	44,658	261,520	5.86
2014	26,795	22,264	49,059	291,302	5.94
2015	25,495	21,018	46,513	324,428	6.97
			(a)	(b)	

- (a) Total debt service represents debt service on all governmental revenue bonds outstanding at the end of the fiscal year. See Note 7 for more information on governmental revenue bonds.
- (b) Available pledged revenues are not limited to those revenues specifically pledged for governmental revenue bonds, but represent all pledged revenues that may support these governmental revenue bonds. Available pledged revenues include the Local Government Half-Cent Sales Tax, Community Investment Tax (a discretionary sales surtax), Guaranteed Entitlement Revenues, Mobile Home License Fees, Alcoholic Beverage License Taxes, Local Business Taxes, Fuel Tax, Local Option Fuel Tax, and certain court surcharge revenues. It excludes ad valorem and other taxes and intergovernmental revenues.

HILLSBOROUGH COUNTY, FLORIDA
Debt Service Coverage of Business-type Revenue Bonds
Last Ten Fiscal Years
(amounts in thousands)

<u>Fiscal Year</u>	<u>Gross Revenue</u>	<u>Operating Expenses</u>	<u>Net Revenue Available for Debt Service</u>	<u>Debt Service Requirements</u>			<u>Debt Service Coverage</u>
				<u>Principal</u>	<u>Interest</u>	<u>Total</u>	
2006	\$ 304,998	188,891	116,107	32,410	10,604	43,014	2.70
2007	316,526	206,036	110,490	23,038	15,032	38,070	2.90
2008	303,096	211,631	91,465	22,100	15,004	37,104	2.47
2009	291,940	219,493	72,447	20,085	12,844	32,929	2.20
2010	292,657	210,027	82,630	18,185	11,316	29,501	2.80
2011	310,581	218,832	91,749	17,105	17,066	34,171	2.68
2012	318,907	218,466	100,441	18,985	14,937	33,922	2.96
2013	317,228	222,844	94,384	13,460	13,485	26,945	3.50
2014	319,155	224,529	94,626	17,345	15,830	33,175	2.85
2015	324,381	224,474	99,907	19,716	15,036	34,752	2.87
	(a)	(b)			(c)		(d)

- (a) Operating revenues plus other income excluding any extraordinary gains.
- (b) Total expenses excluding depreciation, bond interest, amortization, and extraordinary losses.
- (c) Bond interest requirements before capitalization of interest expense to construction-in-progress, interest paid to defease serial bonds, amortization of deferred refunding losses, amortization of bond market issue premiums or discounts, and capitalized interest deduction.
- (d) Net revenue available for debt service divided by total debt service requirements. Since capacity fees and meter installation fees are recorded as capital contributions, these amounts are excluded from the figure presented above for net revenue available for debt service. For rate covenant test purposes, capacity fees and meter installation fees are eligible to be treated as net revenue available for debt service.

HILLSBOROUGH COUNTY, FLORIDA
Demographic and Economic Statistics
 Last Ten Years

Calendar Year	Population	Personal Income <i>(in thousands)</i>	Personal Income Per Capita	Median Age	Public High School Graduation Rates (%)	Total Public School Enrollment	Unemployment Rate (%)
2005	1,131,546	39,259,887	34,696	36	79.5	193,669	3.7
2006	1,164,425	42,674,390	36,648	36	77.3	193,480	3.2
2007	1,192,861	44,394,128	37,217	36	79.1	193,180	4.0
2008	1,200,541	45,385,156	37,804	36	80.0	191,965	6.3
2009	1,196,892	43,600,982	36,429	36	84.6	192,260	10.4
2010	1,229,226	47,339,654	38,512	36	86.0	193,244	11.5
2011	1,238,951	49,671,035	40,091	36	86.4	200,074	10.2
2012	1,256,118	51,109,828	40,689	36	86.4	202,000	8.5
2013	1,276,410	52,541,062	41,163	36	86.8	203,431	7.0
2014	1,301,887	55,155,924	42,366	36	87.3	209,840	5.8
	(a)	(a)	(a)	(b)	(c)	(c)	(d)

Source:

(a) Hillsborough County City-County Planning Commission

(b) US Department of Commerce, US Census Bureau (American Community Survey, for population 25 years old and over)

(c) Hillsborough County School District

(d) Florida Agency for Workforce Innovation, Labor Market Statistics

HILLSBOROUGH COUNTY, FLORIDA
Principal Employers
Latest Fiscal Year Compared to the Fiscal Year Nine Years Earlier

Employer	Type of Operation	2015			2006		
		Employees	%	Rank (a)	Employees	%	Rank (a)
Hillsborough County School Board	Public education	26,000	4.0	1	24,969	4.3	1
MacDill Air Force Base	Military base	14,500	2.2	2	5,812	1.0	6
University of South Florida	Education services	11,269	1.7	3	11,030	1.9	3 (b)
Hillsborough County Government	Government	9,313	1.4	4	11,290	1.9	2
Tampa International Airport	International airport	7,500 *	1.1	5	6,500	1.1	5 (c)
Publix Supermarkets	Supermarket	6,964	1.1	6	4,702	0.8	7
Tampa General Hospital	Medical facilities	6,900	1.0	7	4,920	0.8	9
Baycare Health System	Medical facilities	5,664 *	0.9	8	4,407	0.8	10 (d)
Florida Hospital	Medical facilities	5,179 *	0.8	9	3,059	0.5	14 (e)
H. Lee Moffitt Cancer Center	Medical facilities	4,500	0.7	10	3,002	0.5	--
City of Tampa	Government	4,364	0.7	11	4,700	0.8	8
James A. Haley VA Hospital	Veterans hospital	4,204	0.6	12	4,300	0.7	13
Busch Entertainment Corp.	Tourist attraction	3,500	0.5	13	2,920	0.5	15
HCA West Florida Division	Medical facilities	3,500	0.5	14	1,753	0.3	-- (f)
US Postal Service	Postal services	3,284	0.5	15	3,951	0.7	12
Tampa Electric Company	Electric utility	2,515	0.4	16	2,405	0.4	17
Hillsborough Community College	Education services	2,500	0.4	17	2,278	0.4	18
Progressive Insurance	Insurance	2,400	0.4	18	--	--	
US Automobile Assoc. (USAA)	Insurance	2,400	0.4	19	--	--	
Bank of America	Banks	--	--		3,679	0.6	11
SweetBay Supermarkets	Supermarket	--	--		2,210	0.4	16
Total		126,456	19.2		107,887	18.5	

(a) Percentages shown represent the number of employees as a percent of total Hillsborough County employment. Total Hillsborough County employment for 2015 was 657,897. Total Hillsborough County employment for 2006 was 582,784.

(b) Includes USF Health Science Center.

(c) Tampa International Airport includes employees of Hillsborough County Aviation Authority, Transportation Security Administration and other federal agencies, as well as airline and subcontractors.

(d) Includes St. Joseph's Hospital.

(e) Formerly known as University Community Hospital.

(f) Comprised of Brandon Regional Hospital, South Bay Hospital, Memorial Hospital an Tampa Community Hospital.

* Estimated using the prior year's figures because current year information was not available

Source: Hillsborough County City-County Planning Commission
Florida Agency for Workforce Innovation, Labor Statistics
City of Tampa
Tampa Bay Partnership

HILLSBOROUGH COUNTY, FLORIDA
Full-Time Equivalent Government Employees by Function
Last Ten Fiscal Years

Function	Full-time Equivalent Employees at Fiscal Year-End									
	2015	2014	2013	2012	2011	2010	2009	2008	2007	2006
General government	2,039	2,079	2,019	1,990	1,973	2,079	2,265	2,544	2,434	2,469
Public safety	4,411	4,394	4,315	4,015	4,316	4,458	4,449	4,504	4,454	4,543
Physical environment	291	146	269	250	270	267	312	346	410	398
Transportation	300	310	323	348	331	355	392	410	476	456
Economic environment	100	59	55	60	58	73	66	79	68	71
Human services	745	747	770	783	854	989	1,030	1,010	966	957
Culture and recreation	681	661	781	714	749	901	893	746	829	826
Water Resource Services	609	680	660	682	678	667	645	663	574	570
Solid Waste	137	128	114	111	99	141	142	140	142	139
Total	9,313	9,204	9,306	8,953	9,328	9,930	10,194	10,442	10,353	10,429

Sources: Hillsborough County Clerk of Circuit Court Systems Support Department
Hillsborough County Civil Service Board

HILLSBOROUGH COUNTY, FLORIDA
Operating Indicators by Function
Last Ten Fiscal Years

Function	Fiscal Year:									
	2014	2013	2012	2011	2010	2009	2008	2007	2006	2005
Public safety										
Calls to Fire Rescue Department	90,459	85,571	80,958	80,100	80,076	80,573	81,704	80,100	78,217	72,636
Number of 9-1-1 Calls	984,698	749,959	863,211	831,565	838,054	864,880	888,613	933,056	937,440	919,059
Physical environment										
Compliance inspections conducted per year, air management	1,662	1,769	1,488	1,614	1,475	1,820	1,805	1,703	1,844	1,975
Water stations monitored by month	260	263	213	213	213	144	139	142	140	131
Transportation										
Infrastructure condition (a)	fair or >	fair or >	fair or >	fair or >	fair or >	fair or >	fair or >	fair or >	fair or >	fair or >
Paved roadway condition (a)	71.0	73.9	75.1	75.1	78.9	78.4	62.5 or >	6 to 7 or >	6 to 7 or >	6 to 7 or >
Total traffic lane-miles	7,028	7,016	6,999	7,006	-	-	-	-	-	6,707
Economic environment										
Corporate business development incentivized jobs	1,525	5,406	679	1,726	1,204	1,486	554	1,906	3,160	3,397
Number of corporate projects/contracts	13	28	25	40	39	43	39	54	48	49
Human services										
Elderly clients served - in home care	1,525	1,857	1,213	1,429	1,638	1,615	2,398	2,073	1,881	1,379
Head Start-funded enrollment	3,474	3,474	3,474	3,474	3,474	3,071	3,071	3,071	3,017	2,956
Culture and recreation										
Registered library borrowers	637,690	595,048	554,912	570,382	575,651	552,646	864,935	834,417	767,154	698,191
Number of regional park visits	2,883,903	2,215,302	2,100,000	2,106,838	2,291,338	4,441,011	4,100,000	3,950,000	3,800,501	3,412,563
Water Enterprise										
Annual water consumption (thousands of gallons)	17,857	16,970	17,099	17,566	16,461	16,379	17,014	18,137	17,971	15,633
Water accounts at year-end	166,824	148,740	147,379	144,317	141,988	141,615	141,690	141,355	139,609	135,033
Annual wastewater flow (thousands of gallons)	13,841	13,131	13,145	13,007	12,508	12,641	12,434	12,303	12,473	11,873
Wastewater accounts at year-end	142,416	136,375	135,240	133,979	134,904	131,588	131,890	132,420	130,821	126,308
Reclaimed water accounts at year-end	14,005	15,262	15,593	15,376	15,302	15,115	14,774	14,804	13,733	13,245
Solid Waste Enterprise										
Total tons collected (residential)	454,354	424,986	409,158	296,033	326,015	325,426	365,686	357,885	355,045	375,611
Number of residents receiving collection service	270,794	267,187	256,637	254,891	252,068	255,826	251,298	233,563	234,189	225,546
Revenue from Resource Recovery plant's electric production	17,445,245	17,538,707	16,948,432	16,566,286	15,965,489	18,726,396	1,882,720	17,129,464	16,542,004	14,920,700

(a) Minimum conditions required are "at or above fair" on a range from failed, poor, fair and good to excellent on a 100-point scale (formerly 6 to 7 on a 10-point scale)

Sources: Hillsborough County Business Support Services Department - Adopted Budget

Fiscal year 2015 statistics are not available.

Hillsborough County Annual Financial Report Water Resource Division Enterprise Fund

HILLSBOROUGH COUNTY, FLORIDA
Capital Asset Statistics by Function
Last Ten Fiscal Years

Function	Fiscal Year:									
	2015	2014	2013	2012	2011	2010	2009	2008	2007	2006
Public safety										
Number of fire and rescue stations (a)	43	43	43	42	43	43	43	43	4	42
Sheriff's marked and unmarked patrol vehicles (b)	1,441	1,441	1,477	1,406	1,256	766	771	827	839	941
Transportation										
Traffic lane-miles (c)	7,016	7,016	7,016	6,999	7,006	6,994	6,993	6,920	6,863	6,785
Traffic signs (c)	149,226	149,226	124,334	113,000	113,000	101,323	101,281	119,247	118,935	118,564
Human services										
Number of Sunshine Line buses (d)	60	60	60	60	68	67	68	70	70	70
Culture and recreation										
Number of libraries (e)	27	27	27	27	25	25	25	25	25	25
Number of building square feet maintained, excluding picnic shelters, estimated (f)	976,702	976,702	976,702	976,702	744,201	740,723	745,000	738,500	583,200	550,200
Water Enterprise										
Transmission lines (estimated miles) (g)	2,326	2,253	2,214	2,399	2,391	2,336	2,255	2,227	2,187	2,050
Number of pumping or lift stations (g)	775	744	721	709	703	699	690	682	674	641
Number of major water treatment plants (g)	4	4	4	4	4	4	4	3	3	3
Number of major wastewater treatment plants (g)	7	7	7	7	7	7	7	7	7	7
Solid Waste Enterprise										
Solid Waste tonnage buried in the landfill (h)	214,710	223,617	213,210	230,263	256,122	258,815	393,653	517,024	573,296	506,269
Yard and wood waste tonnage processed (h)	118,401	116,335	119,522	120,786	129,622	138,083	152,720	172,397	198,867	200,924

Source:

- (a) Hillsborough County Fire Rescue Department
- (b) Hillsborough County Sheriff's Office
- (c) Hillsborough County Public Works Department
- (d) Hillsborough County Clerk of Circuit Court - County Finance Department
- (e) Hillsborough County Library Services Department - www.hcplc.org/hcplc/locations
- (f) Hillsborough County Business and Support Services - Adopted Biennial Budget
- (g) Hillsborough County Water Enterprise Fund Annual Reports
- (h) Solid Waste Enterprise Fund Annual Financial Reports

HILLSBOROUGH COUNTY, FLORIDA
Miscellaneous Data and Statistics
September 30, 2015

GENERAL INFORMATION

Hillsborough County was established on January 25, 1834. The county takes its name from Will Hills (1718-1793), a viscount of Hillsborough, who became secretary of state for the colonies in 1768. Hillsborough County’s boundaries of 1834 included the present-day counties of Pasco, Charlotte, Desoto, Hardee, Pinellas, Sarasota, Manatee and Polk. The County is located on central Florida’s western coast, nestled between Tampa Bay on the West and Polk County on the East. The County is bounded to the north by Pasco County and to the south by Manatee County. In area, it is the seventh largest county in the state of Florida. Hillsborough County covers a total area of 1,266 square miles, of which 215 square miles is water area. The County is part of a four-county Metropolitan Statistical Area (MSA) referred to as Tampa, St. Petersburg-Clearwater MSA. Tampa, Plant City and Temple Terrace are the three incorporated cities in the County. Tampa, the largest of the three incorporated cities in the County is the county seat and also a center of international, national, and intrastate commerce. The Tampa International Airport and the Port of Tampa connect Hillsborough County to other major cities in the nation and major markets throughout the world.

Sources: The Hillsborough County City-County Planning Commission US Census Bureau

GOVERNMENT

Hillsborough County operates under a home-rule charter enacted by the voters on September 20, 1983. Under the charter, the Board of County Commissioners (BOCC) consists of seven Commissioners; three elected county-wide and four elected from single member districts. As a result of this charter, each voter has a chance to influence the election of a majority of board members. The BOCC is restricted to performing the legislative functions of government and developing policy for the management of Hillsborough County. The County Administrator, appointed by the BOCC, together with his staff is responsible for implementing these policies throughout the County.

In addition to the members of the BOCC, there are five elected Constitutional Officers: the Clerk of Circuit Court, Property Appraiser, Sheriff, Supervisor of Elections, and Tax Collector.

The County provides a variety of services characteristic of local multi-purpose governments including law enforcement, maintenance of roads and bridges, animal services, social services programs, planning and growth management, environmental protection, fire protection and emergency rescue, consumer protection, parks and recreation programs, mosquito control, employment services, emergency disaster preparedness, traffic control, water/wastewater utilities, solid waste disposal, medical examiner services, agricultural cooperative extension services, children's services, indigent health care, public assistance programs, aging services programs, emergency medical services, and library services.

In addition to their legislative duties, members of the BOCC serve as the County's Environmental Protection Commission. Individual members of the BOCC also take turns serving on various boards, authorities, commissions, and private non-profits such as the Children's Board, Tampa Bay Regional Planning Council, Metropolitan Planning Organization, Hillsborough County Tourist Development Council, Tampa Bay Water, Tampa Port Authority, Hillsborough County Aviation Authority, Hillsborough Transit Authority, Hillsborough County Public Transportation Commission, Tampa-Hillsborough County Expressway Authority, Tampa Sports Authority, Arts Council of Hillsborough County, Value Adjustment Board, Hillsborough County Hospital Authority, Council of Governments, and the Tampa Hillsborough Economic Development Corporation.

POPULATION

Hillsborough County is the fourth most populous county in the state of Florida. The County’s population in 2015 was estimated to be 1,325,563, an increase of 7.8% from 2010. A majority of the County’s 2015 population (905,007) resides in the unincorporated part of the county. Population in unincorporated Hillsborough County grew 8.5 percent from 2010. Communities in southern unincorporated Hillsborough County saw the biggest increases in population growth. The median age for Hillsborough County in 2015 was 36 years.

	<u>Population</u>	<u>Increase (Decrease)</u>
1950 (a)	249,894	--%
1960 (a)	397,788	59.2%
1970 (a)	490,265	23.2%
1980 (a)	646,960	32.0%
1990 (a)	834,054	28.9%
2000 (a)	998,948	19.8%
2010 (a)	1,229,226	23.1%

HILLSBOROUGH COUNTY, FLORIDA
Miscellaneous Data and Statistics
September 30, 2015

	Population	Increase (Decrease)
2011 (b)	1,238,951	0.8%
2012 (b)	1,256,118	1.4%
2013 (b)	1,276,410	1.6%
2014 (b)	1,301,887	2.0%
2015 (b)	1,325,563	1.8%

Sources: (a) US Census Bureau and (b) Florida Office of Economic Demographics & Research database

EMPLOYEES

Hillsborough County employees provide a variety of services to a population of over 1 million residents. As of September 2015, there were approximately 9,313 employees of Hillsborough County, Florida. County organizations and their employees were as follows: Sheriff – 3,210, Tax Collector - 352, Property Appraiser - 116, Clerk of Circuit Court - 675, Supervisor of Elections - 37, Board of County Commissioners - 4,884 and discretely presented component units - 39. Several categories of employees are represented by labor unions.

Source: Hillsborough County Civil Service Board
Hillsborough County Clerk of Circuit Court System Support Department

EMPLOYMENT INDICATORS

Hillsborough County has a diversified economic base, including large services, manufacturing and retail trade sectors. Hillsborough County’s largest industrial sectors include: education and health services; trade, transportation and utilities; professional and business services; leisure and hospitality; and wholesale and retail trade. The principal employers serving the county are the Hillsborough County School Board and the Hillsborough County Government. The employment by industry for Hillsborough County as of September 2015 is as follows:

Employment by Industry	Employees
Natural resources and mining	6,206
Construction	34,073
Manufacturing	25,197
Trade, transportation and utilities	119,694
Information	15,964
Financial activities	62,587
Professional and business services	120,802
Educational and health services	87,340
Leisure and hospitality	71,070
Other services	17,781
Federal government	14,372
State government	13,228
Local government	49,749
Unclassified	272
Total	638,335

Source: Florida Department of Economic Opportunity

The following table shows the average civilian (non-military) labor force, the average number of individuals employed and related unemployment statistics for the County:

HILLSBOROUGH COUNTY, FLORIDA
Miscellaneous Data and Statistics
September 30, 2015

Calendar Year	Hillsborough County			Unemployment Rate	Florida Unemployment Rate	National Unemployment Rate
	Labor Force	Number Employed	Number Unemployed			
2005	565,617	544,731	20,886	3.7%	3.8%	5.1%
2006	578,731	559,983	18,748	3.2%	3.3%	4.6%
2007	597,472	573,816	23,656	4.0%	4.0%	4.6%
2008	598,657	560,753	37,904	6.3%	6.3%	5.8%
2009	597,220	534,961	62,259	10.4%	10.4%	9.3%
2010	604,896	535,621	69,275	11.5%	11.3%	9.6%
2011	620,466	557,138	63,328	10.2%	10.3%	8.9%
2012	629,444	576,055	53,389	8.5%	8.6%	8.1%
2013	634,531	589,954	44,577	7.0%	7.2%	7.4%
2014	691,104	657,897	33,207	4.8%	5.1%	5.1%

Source: Florida Agency for Workforce Innovation, Labor Market Statistics
 Bureau of Labor Statistics, Florida Department of Economic Opportunity
 Bureau of Labor Market Statistics, LAUS Program

BANKING AND FINANCE

A total of 306 commercial and savings bank offices were located in Hillsborough County as of June 30, 2015. The following table presents commercial bank and savings institutions deposits each year since 2006:

Calendar Year	Commercial Bank Deposits	Savings Bank Deposits	Total Deposits
2006	\$ 17,282,000,000	843,000,000	18,125,000,000
2007	16,326,000,000	1,074,000,000	17,400,000,000
2008	19,319,000,000	885,000,000	20,204,000,000
2009	20,319,000,000	884,000,000	21,203,000,000
2010	20,346,000,000	1,093,000,000	21,439,000,000
2011	22,524,000,000	556,000,000	23,080,000,000
2012	23,079,000,000	433,000,000	23,512,000,000
2013	25,193,000,000	474,000,000	25,667,000,000
2014	25,149,000,000	451,000,000	25,600,000,000
2015	\$ 27,107,465,000	365,138,000	27,472,603,000

Source: Federal Deposit Insurance Corporation

EDUCATION

Hillsborough County Public Schools is the eighth largest district in the nation and third largest in Florida. The district operates with more than 203,000 students, 25,000 employees, and a \$2.8 billion budget. Educational opportunities include: Head Start and adult education programs, pre-k through 12th grade traditional schools, magnet schools, career centers, technical education, exceptional student education, single gender middle schools, International Baccalaureate schools, and charter schools. The district is fully accredited.

Hillsborough County also has several universities and colleges. The University of South Florida serves more than 48,000 students (including campuses outside of Hillsborough County) and is the fourth largest university in the southeast and the tenth largest in the nation. The University of Tampa is a private university located on approximately 100 acres of prime riverfront land in the heart of downtown Tampa. Hillsborough Community College has five primary campus locations, three satellite locations, a very active distant learning program (eCampus), and a comprehensive corporate training center. Some other colleges in the area include Florida College, Stetson University of College Law, and Keller Graduate School of Management.

Source: Tampa Bay Partnership www.tampabay.org
 Hillsborough County School Board www.sdhc.k12.fl.us
 Hillsborough Community College www.hccfl.edu
 The University of Tampa www.ut.edu
 University of South Florida www.usf.edu

HILLSBOROUGH COUNTY, FLORIDA
Miscellaneous Data and Statistics
September 30, 2015

MEDICAL FACILITIES

There are thirteen general, specialty, and military hospitals in Hillsborough County with approximately 4,119 hospital beds, and 3,932 nursing home beds. The County's medical resources include more than 4,478 physicians, with specialists in all types of medicine and surgery, and 835 dentists.

Source: Florida Department of Health
Florida Agency for Health Care Administration

COMMUNICATION

Six television stations, along with twenty-seven radio stations serve the County. Daily newspapers include La Gaceta, Tampa Bay Times (acquired The Tampa Tribune), and tbt*. There are also three other weekly newspapers. Verizon and Brighthouse Networks are the primary providers for telecommunications and cable services, respectively. There are 38 Post Offices in Hillsborough County and 14 internet access or DSL providers.

Source: Florida Smart – News and Media Directory

TRANSPORTATION

Tampa International Airport (TIA) is a major airport for the west central region of Florida serving primarily Hillsborough, Pinellas (which includes the cities of St. Petersburg and Clearwater), Pasco, and Hernando Counties.

TIA, is one of four FAA-coded large hub airports in the state of Florida, TIA occupies approximately 3,400 acres and is primarily an origination-destination airport with a total of 59 gates. It is located five miles from downtown Tampa, and is served by most major airlines which provide non-stop daily service to more than 56 national and international destinations, including London, Toronto, Halifax, Ottawa, San Juan, and Grand Cayman. Passenger enplanements at TIA for the fiscal year ended September 30, 2015, totaled 8,880,257, an increase of 2.37% from the prior fiscal year. For fiscal year 2015, the top three airlines, in terms of market share were: Southwest with 30.98%, Delta with 17.19%, and US Airways with 11.14%.

Three general aviation airports serve as reliever airports, primarily to accommodate light and medium weight aircraft in the general aviation category. These include Peter O. Knight Airport, a 139-acre facility located six miles southeast of TIA; Plant City Airport, a 199-acre facility located 22 miles east of TIA; and Tampa Executive Airport (formerly Vandenberg Airport), a 407-acre facility located 12 miles east of TIA. In addition, there are two full service general aviation executive terminals located at this airport.

AMTRAK provides passenger rail service to major cities throughout the United States. This rail service is provided by the Palmetto and Silver Service Trains (the Silver Meteor and the Silver Star) which offer service between Florida, Georgia, and New York City. The restored Tampa Union Station has seven northbound and seven southbound departures on AMTRAK weekly. Freight rail service is provided to the County by CSX Transportation Systems. CSX rail units possess some of the world's most technologically advanced terminal equipment and operate on regular schedules throughout the network. Major transports include coal, wood products, phosphate, chemicals, construction materials, semi-tractor trailers, automobiles, and automobile products.

The Hillsborough Transit Authority (HART) is Hillsborough County's public transportation system. HART offers local and express routes for residents and visitors alike. Local service seven days a week provides access to area shopping malls, businesses, government buildings, attractions and recreational facilities. An estimated eleven million riders use the system annually.

The County is also served by numerous intrastate and interstate motor common carriers, moving goods between Tampa, other points in Florida, and markets throughout the United States. Tampa is the transportation hub of the west coast of Florida with major trucking firms maintaining terminals serving Florida and major southern cities.

Three interstates and seven other major highways serve the County. All parts of Florida and bordering states to the north and west can be reached within one day of travel by truck or automobile.

Source: Hillsborough County Aviation Authority
Amtrak, www.amtrak.com
Tampa Bay Partnership

HILLSBOROUGH COUNTY, FLORIDA
Miscellaneous Data and Statistics
September 30, 2015

LOCAL INDUSTRIES

Service, retail, finance, insurance, and real estate sectors lead regional and county industry. Bioscience and other high-tech industries are expanding, thanks in part to research at university and college campuses throughout the area. Manufacturing in Hillsborough County is also participating in the high-tech trend as the county is home to companies in the microelectronics, medical devices, software, and defense systems industries.

Business and Information Services

Tampa Bay has been called “Wall Street South” for the size and scope of its financial services industry. Worldwide organizations which have a major presence in Hillsborough County include JPMorgan Chase, Citigroup, Depository Trust and Clearing Corp, MetLife, Progressive Insurance and USAA Insurance. Hillsborough County is also a major player in a new industry segment called the Shared Accounting Services industry where national and international companies such as Coca Cola Enterprises create additional value by co-locating their accounting and financial services for multiple businesses in one location.

Biomedical / Life Sciences Technologies/Health Care

Tampa Bay is a center of excellence for hospital, research and medical-related firms – and the gateway to the Florida High Tech Corridor, a 23-county area that is home to more than 3,000 high-tech companies. Biomedical and life science centers of excellence in Hillsborough County include University of South Florida, H. Lee Moffitt Cancer Center and Research Institute, and USF Health Byrd Alzheimer’s Institute. In March 2012, USF Health opened its \$38 million Center for Advanced Medical Learning and Simulation (CAMLS) in downtown Tampa. CAMLS combines cutting-edge simulation with research and innovation to move the latest advances in healthcare into practice. Hillsborough County is also home to major health care plan developers and providers such as Wellcare.

Port / Maritime

With three seaports, Tampa Bay is a major entry point for domestic and international shipping. The Port of Tampa comprises nearly half of all sea borne commerce in the state, is the state’s largest seaport, and is a major cruise port.

Manufacturing (Microelectronics, Medical Devices, Software, and Defense Systems)

High tech manufacturing companies in Hillsborough County include CAE (flight and military simulation systems), B&M Precision (implants and components for brain probes and liposuction), and systems software development companies CIBERSites (application development), Computer Associates (internet security) and Quadrant Software (electronic document distribution).

Source: Hillsborough County Economic Development Department
Tampa Bay Partnership

AGRICULTURE

Hillsborough County has 2,800 farms, the 2nd largest number of farms of any county in the state of Florida and 28th highest in the country. Diversity is one of the keys to the success of Hillsborough County agriculture. Due to the increased production of high-value-per-acre commodities in the County such as ornamental plants, strawberries, aquaculture, sod, blueberries and vegetables the amount of farmland in production as decreased 1% since 1997, but the value of production has increased 42%. Hillsborough County ranks as the 4th largest producer of agricultural products in the state (out of 67 counties) and 59th in the United States (out of 3,076 counties). is in the top 2% of agricultural counties in the country. In 2012, an estimated 263,664 acres were utilized for agriculture production; this represents approximately 40% of the county's land area.

Annual commodity sales and acreage for 2012 are estimated as follows:

HILLSBOROUGH COUNTY, FLORIDA
Miscellaneous Data and Statistics
September 30, 2015

Commodity	Acreage	Annual Sales
Aquaculture	836	\$ 22,385,000
Beef cattle/pasture	92,415	25,797,660
Bees/honey production	39	689,132
Blueberries	591	10,700,000
Citrus	9,934	20,142,505
Dairy	1,500	5,934,300
Forestry	117,841	2,200,000
Goats	517	153,836
Hay	6,133	2,458,280
Ornamental plants	3,605	136,970,613
Poultry	37	915,300
Sod	1,531	8,280,083
Strawberries	12,114	265,819,785
Vegetables	12,994	150,000,000
Miscellaneous	3,577	50,078,000
Total	263,664	\$ 702,524,494

Local agriculture generates additional local economic impact by supporting related businesses such as banking, real estate, legal services, transportation, packaging, equipment, seed, agricultural suppliers and services, and marketing firms. Most agriculture goods produced in Hillsborough County are sold outside of county. According to a study completed in 2005, for every dollar of agriculture goods sold outside of the county, an estimated \$1.86 billion is added to the local economy as a result of indirect and induced benefits. This study also calculated that agriculturalists contribute four times more in revenue (taxes, fees, transfer payments, etc.) to local government than they require in government services, effectively subsidizing government services for the urban residential population. These estimates show that agriculture remains an important part of the local economy.

Source: Hillsborough County Cooperative Extension Service
Hillsborough County Economic Development Department

PORT FACILITIES

Port Tampa Bay is Florida's largest port both in terms of cargo tonnage and geographic acreage and handled over 36 million tons of cargo and 890,000 cruise passengers during fiscal year 2014. It is also one of the most diverse seaports in the country with multiple lines of business providing a solid financial footing and supporting an aggressive capital investment program for new development. Port Tampa Bay has an economic impact of over \$15 billion and supports over 80,000 jobs in the regional economy. One of the world's premier fertilizer export ports, it is also the gateway for Central Florida's energy products, construction/building materials and consumer goods. CSX provides on-dock rail service and the Port has nearly 500,000 square feet of warehouse space. The Port is also home to one of the largest shipbuilding and repair centers in the Southeast U.S. Port Tampa Bay is the closest port to the huge and expanding I-4 corridor market, which is Florida's fastest growing region and home to the largest concentration of distribution centers in the state. To serve this market, the Port has been expanding its container terminal facilities and has ordered two new post-Panamax cranes for delivery in early 2016 to complement its three existing container gantry cranes and heavy-lift mobile harbor crane, and has plans to quadruple its container terminal capacity

Source: Tampa Port Authority, www.tampaport.com
Tampa Bay Partnership, www.tampabay.org

MILITARY FACILITIES

MacDill Air Force Base is located eight miles south of downtown Tampa on the Southwestern tip of the Interbay Peninsula on the west coast of Florida. The host organization is the 6th Air Mobility Fueling Wing, which uses KC-135R Stratotankers and a C-37A Gulfstream aircraft to conduct its air mobility mission. It is headquarters for two non-aviation units: the United States Central Command and the United States Special Operations Command. It is also home to the National Oceanic and Atmospheric Administration.

Source: MacDill Air Force Base

HILLSBOROUGH COUNTY, FLORIDA
Miscellaneous Data and Statistics
September 30, 2015

HILLSBOROUGH COUNTY WEB SITE

The Hillsborough County internet web site is located at <http://hillsboroughcounty.org>. This site provides a convenient directory of government services and other useful information.

RECREATIONAL FACILITIES

A variety of entertainment activities may be found in Hillsborough County including numerous parks, beaches, restaurants with international flair, excellent golf courses, racquetball courts, saltwater fishing, tennis and shopping. Recreational facilities that appeal to both County residents and visitors are either located within the County or are only a short drive away. Walt Disney World including Hollywood Studios Theme Park, Universal Studios, and Sea World are all just over an hour's drive to the east. Two thirds of the state's major attractions lie within a 100-mile radius of Tampa. Busch Gardens, located in Tampa, is a family adventure park offering an array of fascinating attractions based on exotic encounters with the African continent. It offers an appealing blend of thrilling rides, one of the country's premier zoos featuring more than 3,000 animals, live shows, restaurants, shops and games. Adventure Island, which is located next to Busch Gardens, features a beach volleyball complex and 15 water play areas situated on 30 acres.

Hillsborough County is home to the Tampa Bay Buccaneers of the National Football League (NFL), who were the Superbowl XXXVII Champions in 2003. The Tampa Bay Buccaneers and University of South Florida Bulls football teams play their home games at Raymond James Stadium in Tampa. Raymond James Stadium is a combination of modern stadium design and its own innovations. Raymond James Stadium has a seating capacity of 65,890, expandable to 75,000, 12,000 club seats, 195 luxury suites, and 600 points of sale for food, beverages and merchandise. Raymond James Stadium has hosted special events such as Super Bowl XXXV in January 2001, and Super Bowl XLIII in February 2009.

In the heart of downtown Tampa's Channelside District, located between the Tampa Convention Center and the Florida Aquarium, lies the Amalie Arena one of the premier entertainment venues in the Southeast and home of the National Hockey League's Tampa Bay Lightning, who were the 2004 Stanley Cup Champions. The Amalie Arena also hosts many concerts, family shows and sporting events each year. In addition, the New York Yankees Major League Baseball franchise has spring training at the County's George M. Steinbrenner Field baseball stadium. The newly renovated University of South Florida Sun Dome is a multipurpose 10,411-seat arena located on the campus of the University of South Florida (USF) and is home to the National Collegiate Athletic Association's USF Men's and Women's basketball teams as well as other University events. Thoroughbred horse racing is also seasonally available in the County.

Source: Busch Gardens, Tampa	www.buschgardens.com
Adventure Island	www.adventureisland.com
City of Tampa	www.tampagov.net
Raymond James Stadium	www.raymondjames.com/stadium/
Tampa Bay Buccaneers	www.buccaneers.com
Tampa Sports Authority	www.tampasportsauthority.com
USF Sun Dome	http://usfweb2.usf.edu/Sundome/

CULTURAL FACILITIES

Hillsborough County offers a variety of cultural facilities to residents and visitors. Lowry Park Zoo was ranked the number-one family-friendly zoo in the United States in 2009 by *Parents* magazine and in 2004 by *Child* magazine and recognized by the State of Florida as a center for Florida wildlife conservation and biodiversity. In 2014 the Lowry Park Zoo won a Travelers' Choice award from tripadvisor.com and came in at #14 in the top 25 list of zoos in the United States according to tripadvisor.com. Natural outdoor exhibits covering 60 acres for more than 1,700 animals from Florida and similar habitats include a Florida Manatee and Aquatic Center, Asian Gardens, Primate World, Free-Flight Aviaries, Wallaroo Station, and Safari Africa. The Zoo also features rides, shows and hands-on interactive exhibits. The Florida Environmental Education Center (Zoo School) serves more than 203,000 children annually. Programs offered are summer and holiday camps, daycare, preschool, and kindergarten. The 205,000 sq-ft Florida Aquarium is among the top aquariums in the world and has more than 20,000 aquatic plants and animals from Florida and around the world. The Florida Aquarium's Center for Conservation combines research and rehabilitation programs to give much needed support to animals in distress or imminent danger and ecosystems faced with both natural and man-made threats. This includes, but is not limited to propagating corals in Florida's Keys, rescuing endangered sea turtles and threatened river otters, assisting with dolphin and manatee rescues, assessing stress levels in sharks, documenting underwater cultural assets (a.k.a. shipwrecks) and raising awareness of sustainable seafood issues

HILLSBOROUGH COUNTY, FLORIDA
Miscellaneous Data and Statistics
September 30, 2015

The Straz Center for the Performing Arts is located on a nine-acre site along the east bank of the Hillsborough River. As the second largest performing arts complex in the southeast after the Arsht Center in Miami, the 335,000 square-foot Center provides an environment for a wide variety of world-class events. It boasts one of the nation's leading Broadway series and is nationally respected for producing grand opera, as well as presenting a wide variety of concerts, performances and events. The Tampa Convention Center, located directly on the waterfront in the heart of downtown Tampa, hosts a variety of conventions, tradeshows, and other special events year-round. In August 2012, the Tampa Bay Times Forum hosted the Republican National Convention. The 600,000 square foot building offers 200,000 square feet of exhibit space, a 36,000 square foot ballroom, and 36 breakout rooms which total over 42,000 square feet of additional meeting space. Add to that, over 84,000 square feet of flexible space and you have the best venue for any meeting, convention or special event. After a busy day of lectures, seminars or classes, attendees are welcome to visit Ybor City or Channelside (movie theaters, restaurants, shops and nightclubs) located just a few steps away.

Museums in the area include the Museum of Science and Industry (MOSI), a science and technology center encompassing over 400,000 square-feet on a 74-acre campus of exhibits and hands-on displays. MOSI is now the largest science center in the southeast and 5th largest in the United States. Features include a hurricane simulator, a planetarium, and an IMAX Dome theater. The new 60,000 square-foot Tampa Bay History Center Museum located in the Channelside district had its grand opening celebration in January 2009. Other museums in the area are the Tampa Museum of Art, the historic H. B. Plant Museum at the University of Tampa, the Contemporary Art Museum at the University of South Florida, the Scarfone Gallery at the University of Tampa, the Veteran's Memorial Museum and Park, the Ybor City State Museum, Glazer Children's Museum, and the Florida Museum of Photographic Arts.

Graphicstudio at the University of South Florida is one of the world's premier experimental printmaking facilities, hosting renowned artists on a regular basis to test new theories and methods of producing art. In addition, over 20 other visual art galleries showcase work from local, regional, and national artists. Graphicstudio's editions continue to be acquired by leading museums and collectors including the Museum of Modern Art, the Whitney Museum of American Art, the New York Public Library and the Centre Pompidou in Paris

Source: Straz Center for the Performing Arts	www.strazcenter.org
City of Tampa	www.tampagov.net
Museum of Science and Industry	www.MOSI.org
Arts Council of Hillsborough County	www.tampaarts.com
Lowry Park Zoo	www.lowryparkzoo.com
Florida Aquarium	www.flaquarium.org
Tampa Bay History Center	www.tampabayhistorycenter.org

Other Supplemental Information

Section



HILLSBOROUGH COUNTY, FLORIDA
Other Supplementary Information
Schedule of Receipt and Expenditures of
Funds Related to the Deepwater Horizon Oil Spill
For the fiscal year ended September 30, 2015

	<u>Amount Received</u>	<u>Amount Expended</u>
US Department of Treasury, Restore Act	\$ --	--
Environmental Clean Up Consortium	--	--
British Petroleum (agreement not applicable)	\$ 22,780,940 *	--

This Schedule is required by Rules of the Auditor General Rule Section 10.557(3)(n).

This schedule does not include funds related to the Deepwater Horizon Oil Spill that are considered Federal awards or State financial assistance. In addition, the Schedules of Expenditures of Federal Awards and State Financial Assistance do not include any expenditures of Federal awards or expenditures of State financial assistance, respectively, that are related to the Deepwater Horizon Oil Spill.

*The County received \$22,780,940 as lawsuit proceeds related to the Deepwater Horizon oil spill. This amount was reported as miscellaneous revenues in the General Fund and as other revenues in the Statement of Activities (Governmental Activities). The BOCC agreed not to spend these funds in neither FY 2015 nor FY 2016.